



# Parts Manual

Mfg. No: 2691291-00  
RPX200, 96cm 7220 Series Hydro Drive  
Rear Discharge Tractor

1690163SM - Chains, Tire Pr. (20 X 8).....

1696092 - Dozer Blade, 42".....

885644 - Grass Mulcher Kit, 96cm Rear Discharge Lawn Tractor.....

885654 - Rear Deflector, Rear Discharge Lawn Tractor.....

1696352YP - Rear Wheel Weight, 32 Lbs.....

1696423-00 - Snowthrower, Single Stage, 42".....

885638 - Adapter Kit, Dozer Blade.....

885634 - Snowthrower Kit, Rear Discharge Lawn Tractor.....

Not For  
Reproduction

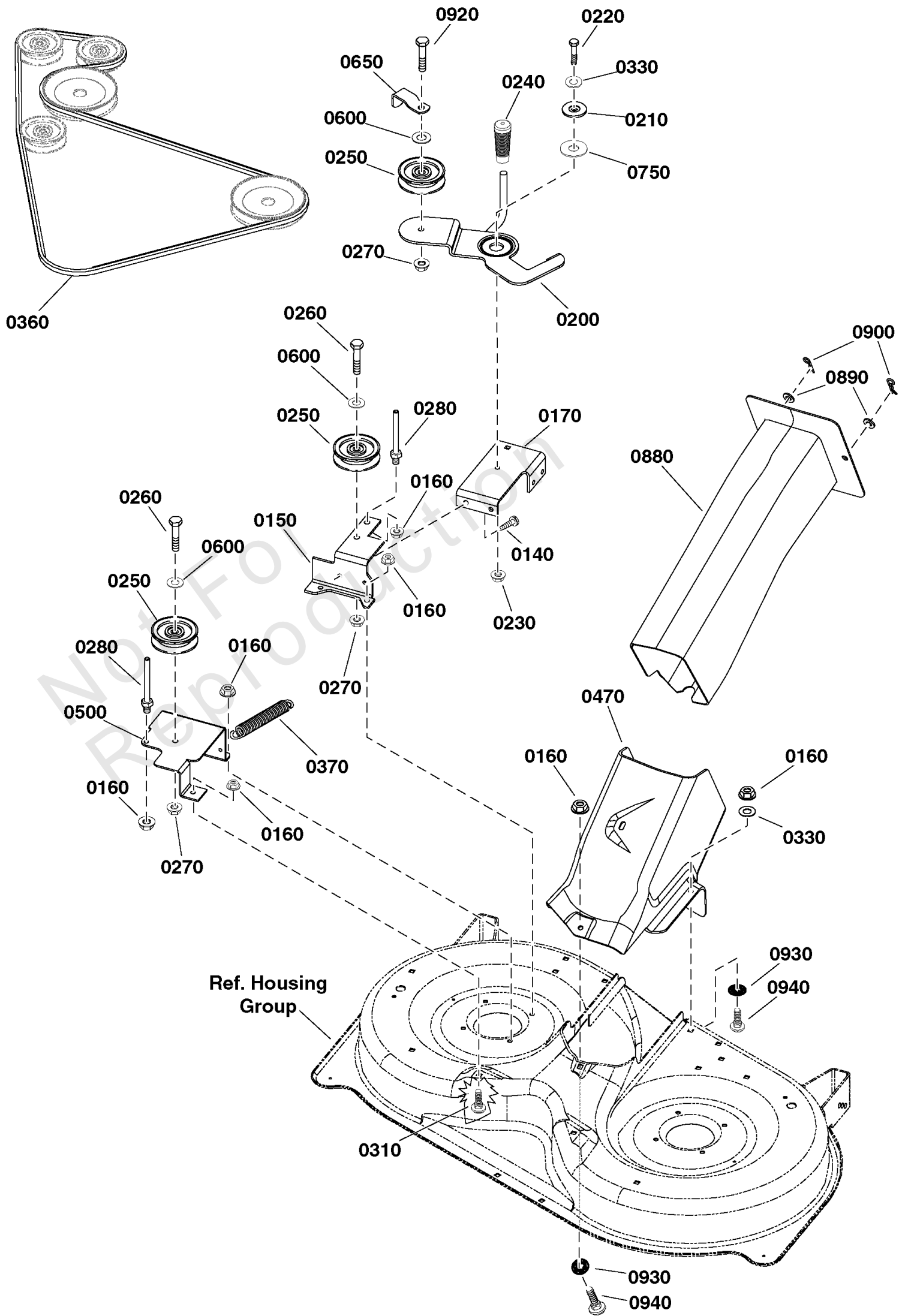
<b>Model Components</b>	<b>Page</b>
96cm Mower Deck - Clutch Group.....	4
96cm Mower Deck - Housing, Arbors & Blades Group.....	6
96cm Mower Deck - Support Group.....	10
Backplate Group.....	12
Bystander Guard Group.....	14
Collector Group.....	16
Controls Group.....	18
Decal Group.....	20
Electrical Group.....	22
Engine Group.....	26
Frame Group.....	28
Front Axle Group.....	32
Hood, Grille & Dash Group - Incandescent Lights.....	34
Lift Group.....	36
Mulch Plug Group.....	38
Seat Deck & Fuel Tank Group.....	40
Steering Group.....	42
Transmission Group - Hydro Gear 324-0610.....	44
Transmission SERVICE PARTS - Hydro Gear 324-0610.....	46
Wheel & Tire Group.....	52
Torque Specification Chart.....	54

Not For  
Reproduction

# 96cm Mower Deck - Clutch Group

Note: Unless noted otherwise, use the standard torque specifications

Mfg. No: 2691291-00



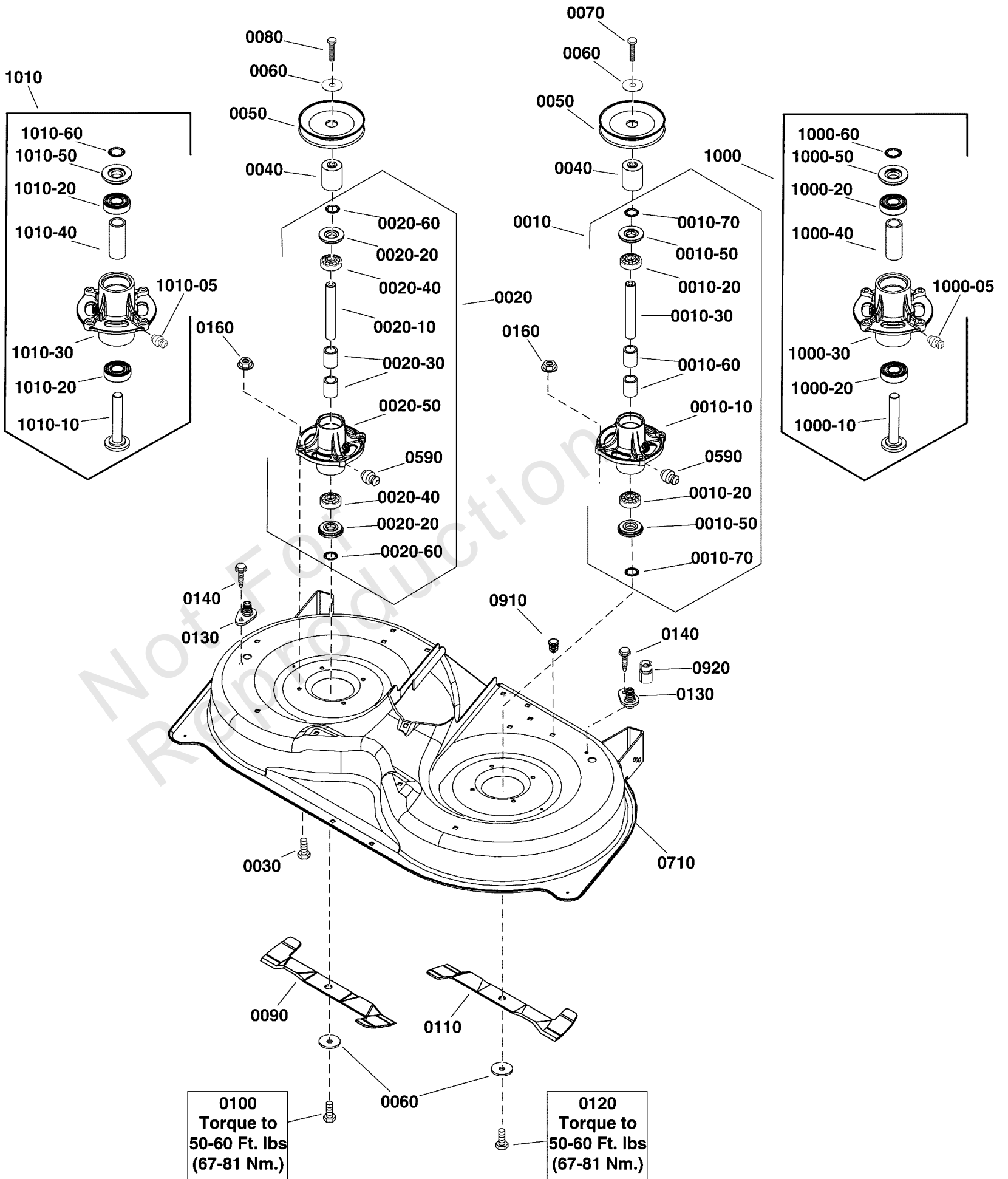
## 96cm Mower Deck - Clutch Group

REF NO	PART NO	QTY	DESCRIPTION
0140	703228	4	SCREW, 5/16-18 X .75
0150	1758773BMYP	1	BRACKET, Idler, RH
0160	703409	10	NUT, 5/16-18, GR5
0170	885516AYP	1	SUPPORT, Idler Arm
0200	885559AYP	1	DECK IDLER ASSEMBLY
0210	1727935SM	1	SPACER-PIVOT 0.330ID
0220	703570	1	CAPSCREW, Hex Head, 5/16-18 x 1 1/4
0230	704067	1	NUT, HEX FLNG,5/16-18
0240	092697MA	1	GRIP
0250	885482YP	3	PULLEY, DECK IDLER
0260	703589	2	CAPSCREW, 3/8-16X2
0270	703333	3	NUT, 3/8-16
0280	885534YP	2	BELT GUIDE
0310	703185	3	BOLT, Round Head, Short Square Neck
0330	1919326SM	1	WASHER, 5/16
0330	1919326SM	4	WASHER, 5/16
0360	1758762YP	1	BELT, Deck
0370	1715435SM	1	SPRING, EXTENSION, 1.
0470	885460YP	1	DECK, Center Cap
0500	885556AYP	1	BRACKET, Idler, Fixed
0600	704128	3	WASHER
0650	1677135SM	1	GUARD, Spring
0750	885675YP	1	SHIM
0880	885461YP	1	CHUTE
0890	703853	2	WASHER, 0.516IDX1OD
0900	703300	2	PIN, 3/32 X 1.6
0920	703872	1	SCREW
0930	703297	6	RETAINER, GR5, 5/16
0940	704065	3	BOLT, 5/16-18X.875

# 96cm Mower Deck - Housing, Arbors & Blades Group

Note: Unless noted otherwise, use the standard torque specifications

Mfg. No: 2691291-00



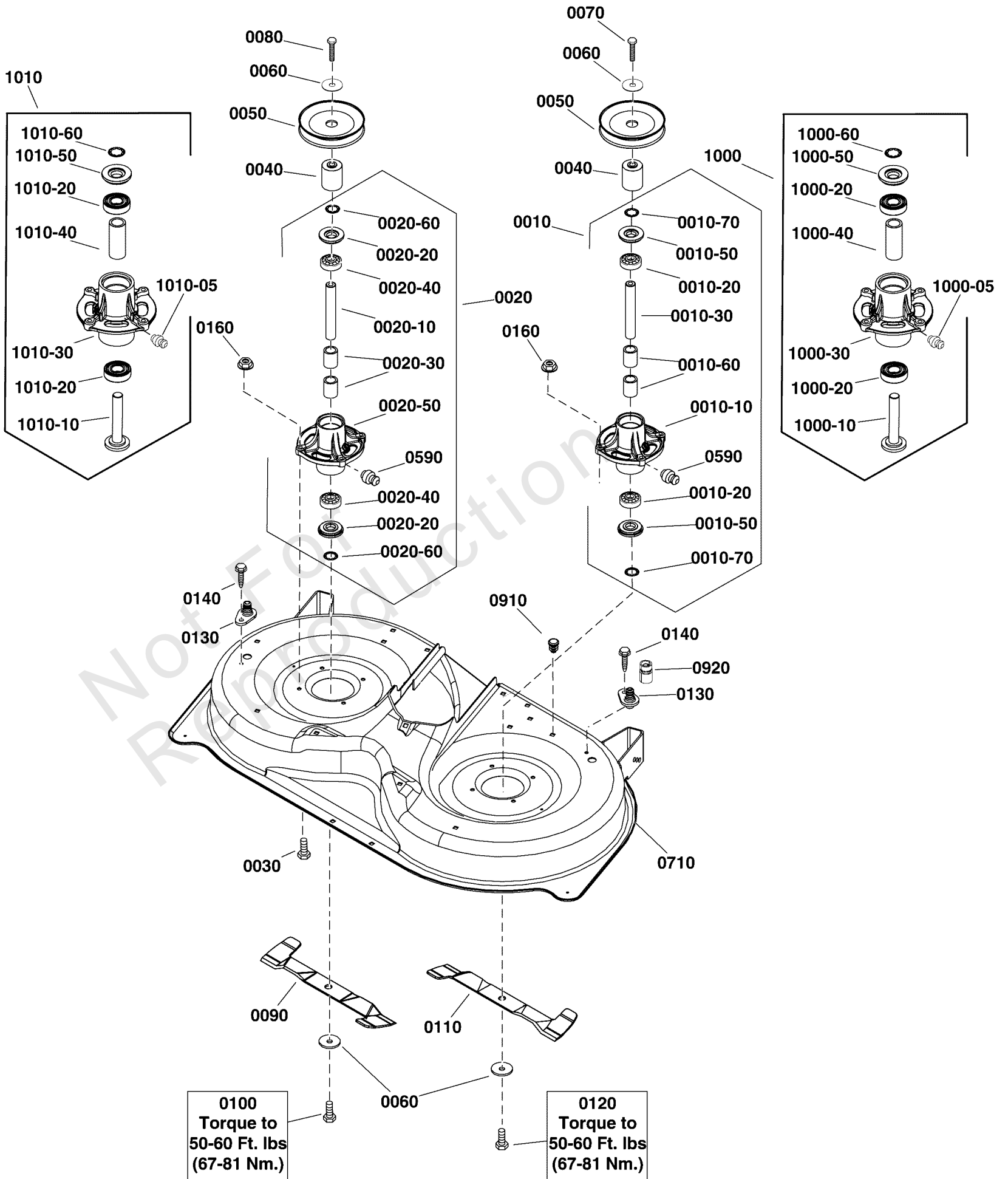
## 96cm Mower Deck - Housing, Arbors & Blades Group

REF NO	PART NO	QTY	DESCRIPTION
0010	1735571YP	1	ARBOR ASSEMBLY -(Includes Ref. Nos, 0010-10 through 0010-60)(Replaced by Ref. Nos. 1000, this arbor assembly is an exact replacement)
0010-10	1735573YP	1	HOUSING, Spindle
0010-20	1735399YP	2	BEARING, Ball, 20mm
0010-30	1735326YP	1	SHAFT, Spindle, LH -(Replaced by Ref. Nos. 1000-30, this spindle shaft is an exact replacement for the shaft, shield and ring)
0010-50	1735323YP	2	SHIELD, Arbor
0010-60	1735328YP	2	SPACER, Bearing -(Replaced by Ref. Nos. 1000-50, this spacer is an exact replacement)
0010-70	1960766YP	2	RING, SELF LOCKING
1000	84003175	1	ARBOR ASSEMBLY
1000-05	1704314SM	1	LUBE FITTING, .250 DR
1000-10	84003170	1	SHAFT, SPINDLE
1000-20	1735399YP	2	BEARING, Ball, 20mm
1000-30	84003654	1	HOUSING ASSEMBLY
1000-40	84003167	1	SPACER, BEARING
1000-50	84003166	1	COVER, ARBOR
1000-60	1960766YP	1	RING, SELF LOCKING
0020	885551YP	1	ARBOR ASSEMBLY -(Includes Ref. Nos, 0020-10 through 0020-60)(Replaced by Ref. Nos. 1010, this arbor assembly is an exact replacement)
0020-10	885420YP	1	SHAFT, SPINDLE, RH -(Replaced by Ref. Nos. 1010-30, this spindle shaft is an exact replacement for the shaft, shield and ring)
0020-20	1735323YP	2	SHIELD, Arbor
0020-30	1735328YP	2	SPACER, Bearing -(Replaced by Ref. Nos. 1010-50, this spacer is an exact replacement)
0020-40	1735399YP	2	BEARING, Ball, 20mm
0020-50	1735573YP	1	HOUSING, Spindle
0020-60	1960766YP	2	RING, SELF LOCKING
1010	84003176	1	ARBOR ASSEMBLY
1010-05	1704314SM	1	LUBE FITTING, .250 DR
1010-10	84003171	1	SHAFT, Spindle
1010-20	1735399YP	2	BEARING, Ball, 20mm
1010-30	84003654	1	HOUSING ASSEMBLY
1010-40	84003167	1	SPACER, BEARING
1010-50	84003166	1	COVER, ARBOR
1010-60	1960766YP	1	RING, SELF LOCKING
0030	1930600SM	8	CAPSCREW, Hex Washer Head, Taptite, 5/16-18 x 1-1/2
0040	1750338YP	2	SPACER, Mower Drive
0050	1758750YP	2	PULLEY
0060	1656916SM	4	WASHER, SPRING 0.475I
0070	1926110SM	1	CAPSCREW-HEX HD 7/16-
0080	703846	1	SCREW, 7/16-14X2.75
0090	1758511BMYP	1	BLADE, RH
0100	703845	1	SCREW, 7/16-14X1
0110	1758512BMYP	1	BLADE, LH
0120	1920676SM	1	CAPSCREW, Hex Head, 7/16-14 X 1
0130	1756247YP	2	ADAPTER, Washout Port
0140	703228	2	SCREW, 5/16-18 X .75
0160	703409	9	NUT, 5/16-18, GR5
0590	1704314	2	FITTING, Grease

# 96cm Mower Deck - Housing, Arbors & Blades Group

Note: Unless noted otherwise, use the standard torque specifications

Mfg. No: 2691291-00





## 96cm Mower Deck - Housing, Arbors & Blades Group

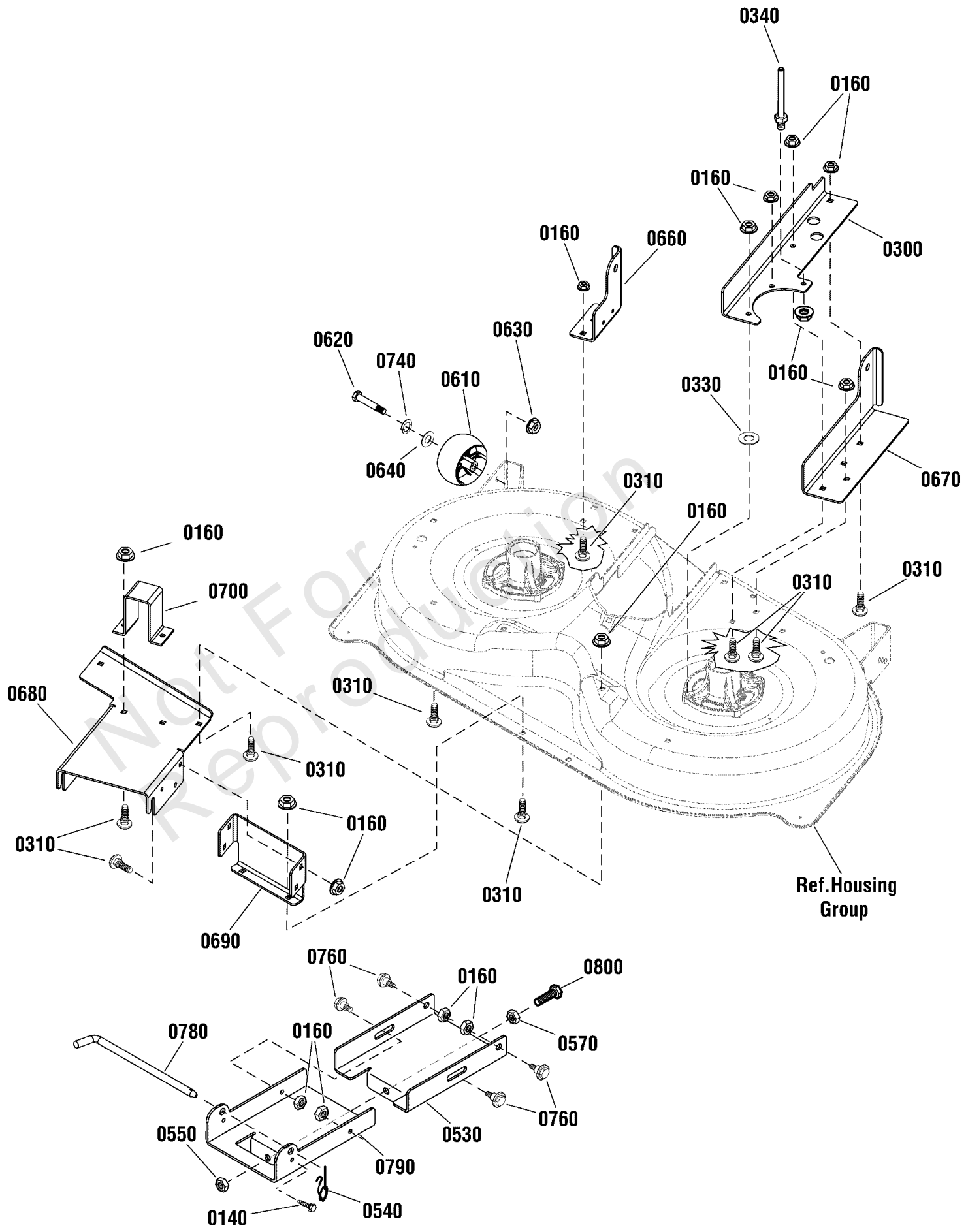
REF NO	PART NO	QTY	DESCRIPTION
0710	709692	1	KIT-MOWER DECK
0910	7046780SM	4	PLUG, Hole, .44" OD
0920	1756246YP	1	CONNECTOR, Washout Port

Not For Reproduction

# 96cm Mower Deck - Support Group

Note: Unless noted otherwise, use the standard torque specifications

Mfg. No: 2691291-00



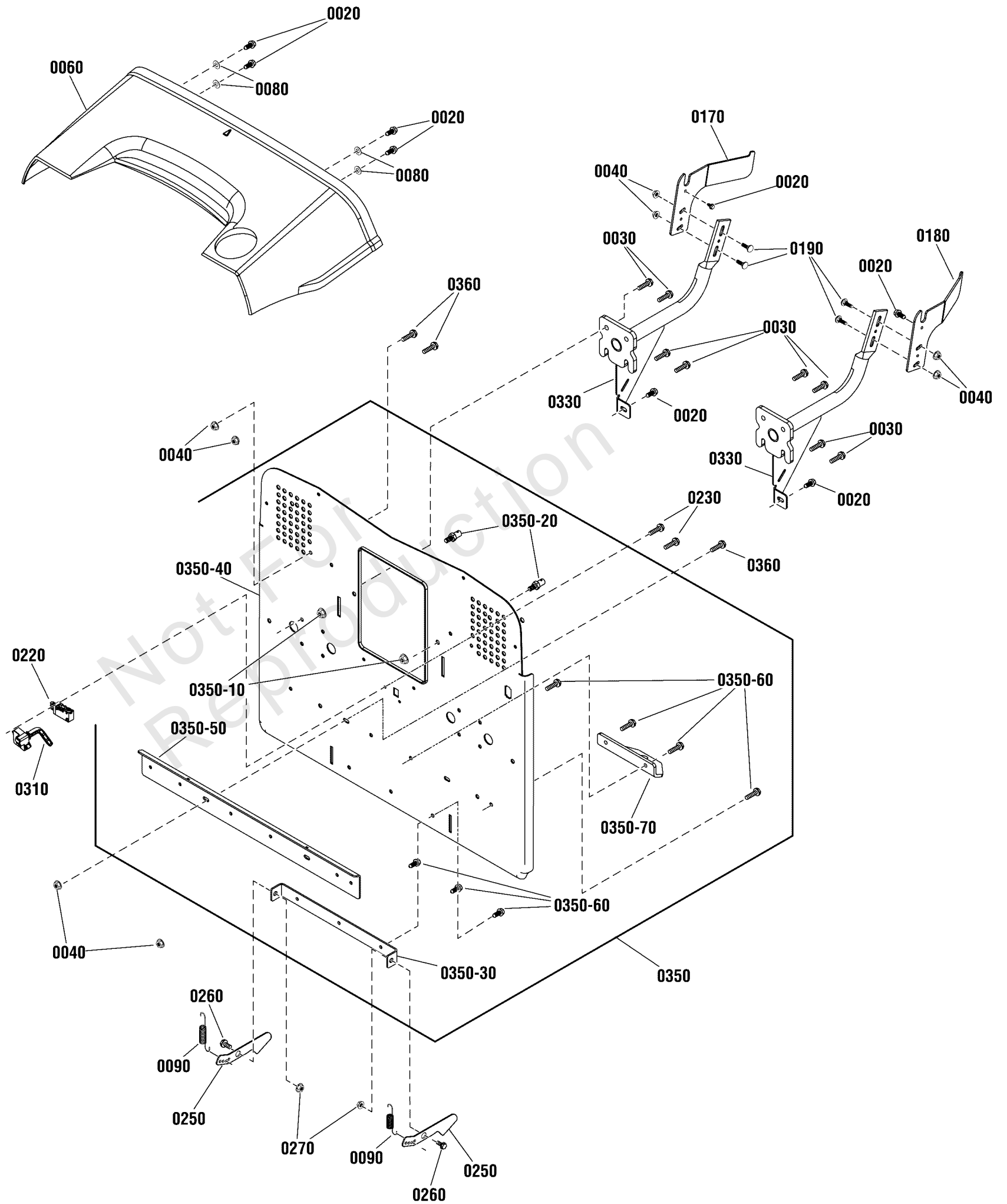
## 96cm Mower Deck - Support Group

REF NO	PART NO	QTY	DESCRIPTION
0140	703228	2	SCREW, 5/16-18 X .75
0160	703409	22	NUT, 5/16-18, GR5
0300	1758761BMYP	1	BRACKET, Rear Lift, LH
0310	703185	15	BOLT, Round Head, Short Square Neck
0330	1919326SM	2	WASHER, 5/16
0340	1401105MA	1	BELT GUIDE, Long
0530	885734BMYP	1	BRACKET, Front Connector
0540	703852	1	PIN, 5/16 X 0.375
0550	1960379SM	1	NUT, Hex Lock, 1/2-13
0570	1913744SM	1	NUT, Hex Jam, 1/2-13
0610	1714760SM	2	GAUGE WHEEL
0620	2108765SM	2	BOLT-WHEEL 3/8-16X2.7
0630	703158	2	NUT, Hex Flange, 3/8-16
0640	703853	2	WASHER, 0.516IDX1OD
0660	885462AYP	1	BRACKET, Deck, Rear
0670	885463AYP	1	BRACKET, Rear Lift, LH
0680	885738BMYP	1	SUPPORT, Deck Front
0690	885740BMYP	1	BRACKET, Front Support
0700	885519AYP	1	BRACKET, Front Upstop
0740	0020X3MA	2	WASHER, SPRING .52X.99
0760	1732426SM	4	BOLT-SHLDR 5/16-18 0.
0780	1731414SM	1	ROD, Latch
0790	885699BMYP	1	BRACKET, Front Hanger
0800	885710YP	1	BOLT, 1/2 x 3

# Backplate Group

Note: Unless noted otherwise, use the standard torque specifications

Mfg. No: 2691291-00



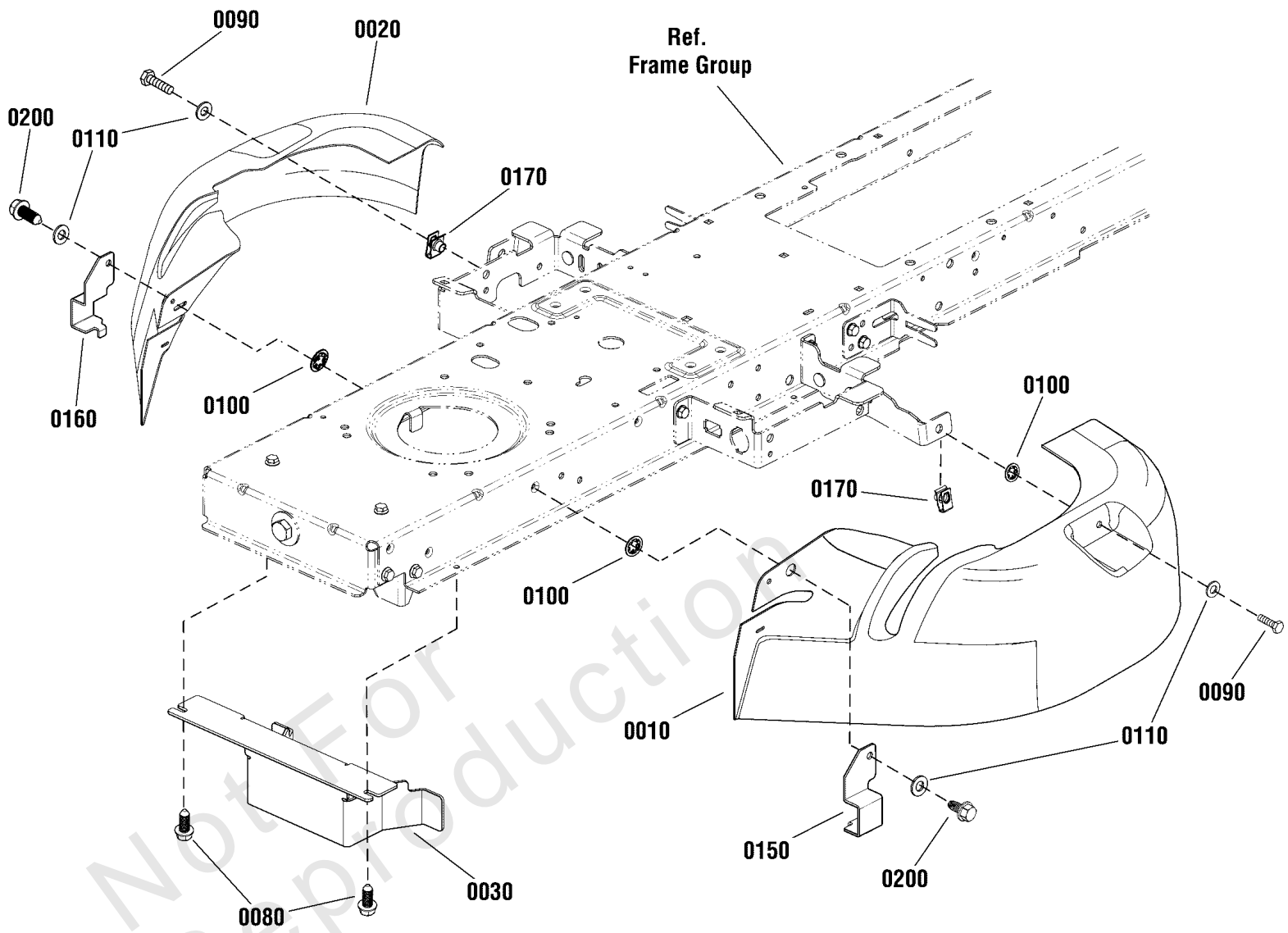
## Backplate Group

REF NO	PART NO	QTY	DESCRIPTION
0020	703228	8	SCREW, 5/16-18 X .75
0030	703167	8	SCREW
0040	703409	10	NUT, 5/16-18, GR5
0060	1758498YP	1	TRANSITION PIECE
0080	1919326SM	4	WASHER, 5/16
0090	165X75MA	2	SPRING, Extension
0170	885853BMYP	1	ROTATION PLATE, RH
0180	885852BMYP	1	ROTATION PLATE, LH
0190	703185	4	BOLT, Round Head, Short Square Neck
0220	885573YP	1	SWITCH, Bag Full
0230	880760YP	2	SCREW, Plastite, #10-14 x 7/8
0250	1758530BMYP	2	LATCH
0260	009X39MA	2	BOLT, Shoulder, 3/8-16 x 3/4
0270	703893	2	NUT, CNTR LCK, 3/8-16
0310	885618YP	1	COVER, Bag Full Switch
0330	1758925BMYP	2	SUPPORT, Bagger
0350	885893BMYP	1	BACK PLATE ASSEMBLY -(Includes Ref. Nos. 0350-10 thru 0350-70)
0350-10	703893	2	NUT, CNTR LCK, 3/8-16
0350-20	704054	2	PIN, 3/8-16
0350-30	885497AYP	1	BRACKET, Bagger Latch
0350-40	-----	1	BACK PLATE
0350-50	885891BMYP	1	BRACE, Lower
0350-60	703228	7	SCREW, 5/16-18 X .75
0350-70	885468YP	1	PLATE, Hitch
0350-70	885862YP	1	KIT TOWBRKT
0360	703410	6	BOLT,5/16-18X1

# Bystander Guard Group

Note: Unless noted otherwise, use the standard torque specifications

Mfg. No: 2691291-00



## ***Bystander Guard Group***

<b>REF NO</b>	<b>PART NO</b>	<b>QTY</b>	<b>DESCRIPTION</b>
0010	1759737YP	1	GUARD, Front, LH
0020	1759738YP	1	GUARD, Front, RH
0030	171760155CJYP	1	GUARD, Clutch
0080	703228	2	SCREW, 5/16-18 X .75
0090	703408	2	CAPSCREW, 5/16-18
0100	703297	4	RETAINER, GR5, 5/16
0110	703350	4	WASHER
0150	1759985BMYP	1	SUPPORT, Guarding, LH
0160	1759989BMYP	1	SUPPORT, Guarding, RH
0170	1935255SM	2	NUT, SPEED, 5/16-18 L
0200	704146	2	SCREW, HEX, 5/16-18X1

Not For  
Reproduction

---

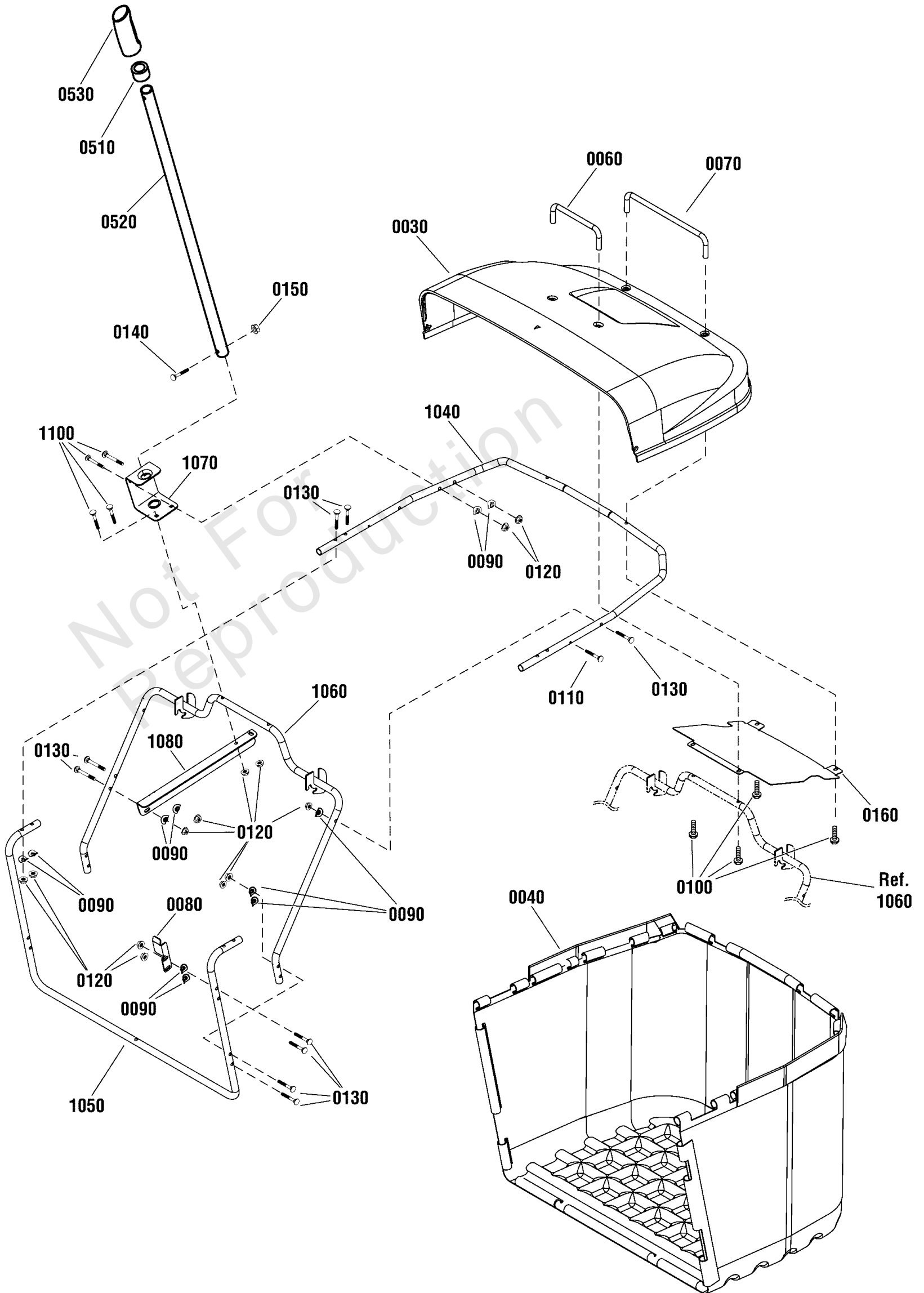
**Footnotes:**

0

# Collector Group

Note: Unless noted otherwise, use the standard torque specifications

Mfg. No: 2691291-00





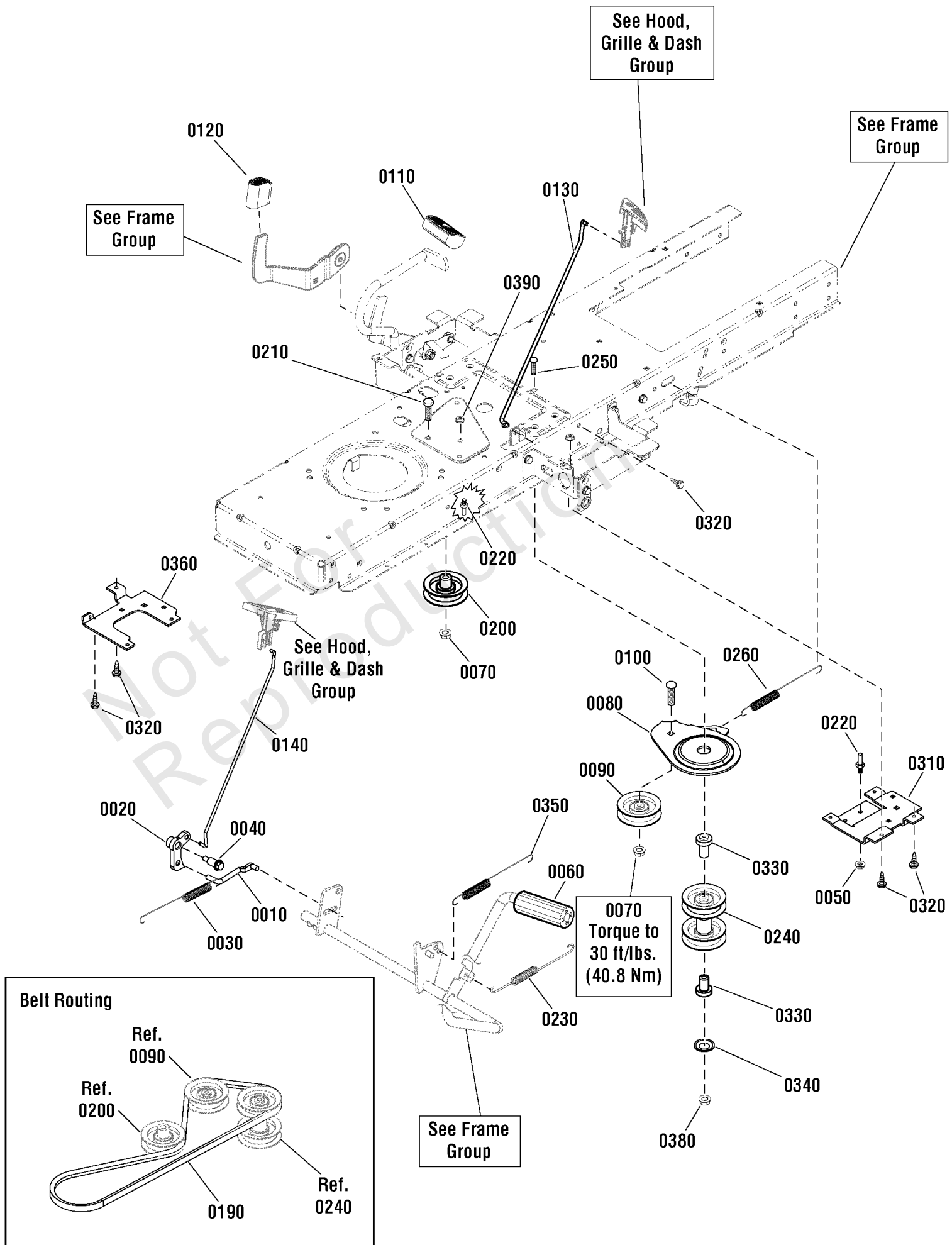
## Collector Group

REF NO	PART NO	QTY	DESCRIPTION
0030	1758510YP	1	COVER, Collector
0040	1758532YP	1	BAG, Collector
0060	1758751BMYP	1	HANDLE, Front
0070	885430AYP	1	HANDLE, Back
0080	1758781BMYP	1	SWITCH PLATE
0090	880615YP	16	WASHER
0100	706884	4	SCREW , Hex Washer Head, 1/4-20 x 1-1/2
0110	885564YP	2	SCREW, Torx, 1/4-20
0120	703115	18	NUT
0130	706883	12	SCREW, 5/16-18 x 2
0140	001X94MA	1	BOLT, Hex, 1/4-20 x 1-1/4
0150	015X89MA	1	NUT .25-20 FLANGELOCK
0160	1758926BMYP	1	SHIELD, Collector
0510	885433YP	1	ADJUSTER, Handle
0520	885518AYP	1	HANDLE, Bagger
0530	1723359SM	1	GRIP
1040	1758255BMYP	1	FRAME, Bagger Support, Upper
1050	1758256BMYP	1	FRAME, Bagger Support, Front
1060	1758329BMYP	1	FRAME, Bagger Support
1070	1758357BMYP	1	SUPPORT, Dump Handle
1080	1758659BMYP	1	BRACKET Dump Handle
1100	703296	4	BOLT, 5/16-18X1.5

# Controls Group

Note: Unless noted otherwise, use the standard torque specifications

Mfg. No: 2691291-00



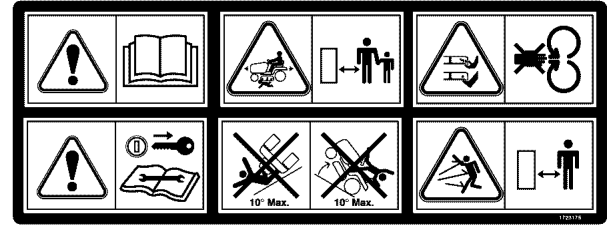
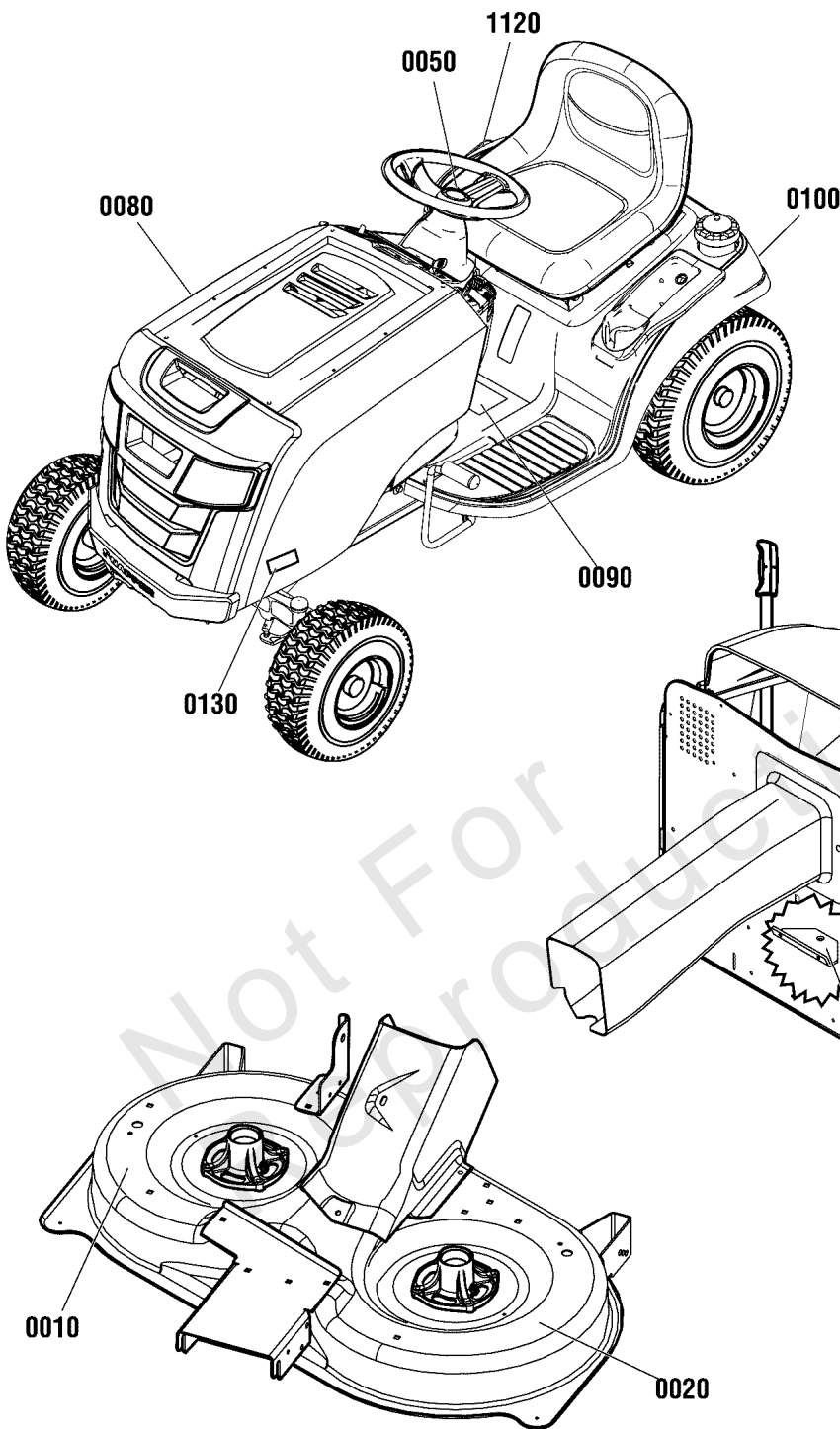
## Controls Group

REF NO	PART NO	QTY	DESCRIPTION
0010	1727899SM	1	ROD, Cruise Latch, 5/16 Dia. x 2-13/16 Long
0020	1727897SM	1	LATCH, Cruise
0030	2159181SM	1	SPRING, Extension, 9/16 OD x 7-3/4
0040	1728976SM	1	BOLT, Shoulder, 5/16-18 x 1-5/8
0050	703409	2	NUT, 5/16-18, GR5
0060	1727261SM	1	PEDAL-BRAKE BLACK RUB
0070	703158	2	NUT, Hex Flange, 3/8-16
0080	885410AYP	1	BRACKET, Idler Front Movable
0090	885645YP	1	PULLEY, 3 OD Plastic
0100	1931352SM	1	BOLT, Carriage, Short Neck, 3/8-16 x 1-1/2
0110	1721675SM	1	PAD, Foot Pedal, Forward
0120	1727259SM	1	PAD, Foot Pedal, Reverse
0130	1739876YP	1	ROD, Parking Brake, 1/4 Dia. x 16-3/8 Long
0140	1739877YP	1	ROD, Cruise Latch, 1/4 Dia. x 17
0190	885895YP	1	BELT, Primary, M/D (47.89" EL, HA Section)
0200	885894YP	1	IDLER, Backside
0210	704289	1	CAPSCREW, 3/8-16X1.75
0220	885534YP	1	BELT GUIDE
0230	885421YP	1	SPRING, Extension
0240	885426YP	1	PULLEY, Secondary Stack
0250	885577YP	1	BOLT, Carriage, 3/8-16 x 5
0260	1729620SM	1	SPRING, Extension, 1 OD x 7-1/2
0310	885684BMYP	1	BRACKET, Stack Pulley, Left
0320	703228	4	SCREW, 5/16-18 X .75
0330	885575YP	2	SPACER
0340	703986	1	RETAINER, PUSHNUT, 3/8
0350	1721995SM	1	SPRING, Extension, 5/8 x 6-5/8
0360	885685BMYP	1	BRACKET, Stack Pulley, Right
0380	703893	1	NUT, CNTR LCK, 3/8-16
0390	703115	1	NUT

# Decal Group

Note: Unless noted otherwise, use the standard torque specifications


Mfg. No: 2691291-00



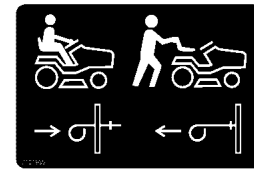
0090



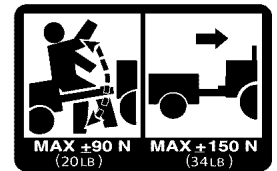
0030



0010



0100



0040



0050



0020



1120



0130



0080

## Decal Group

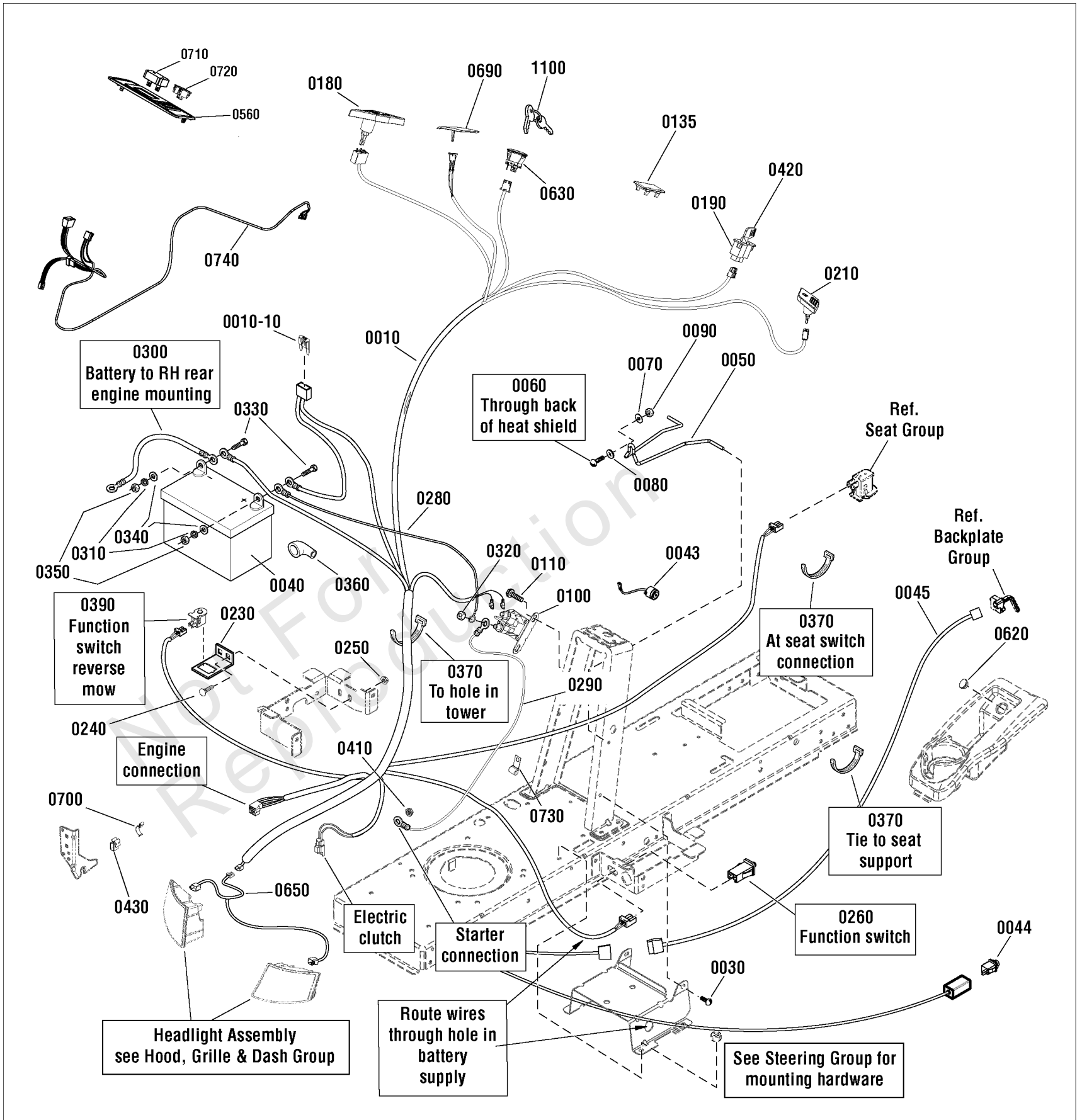
REF NO	PART NO	QTY	DESCRIPTION
0010	1720389SM	2	DECAL-DANGER ROTATING
0020	1755715YP	1	DECAL, Cutting Width, 38" (96cm)
0020	1755716YP	2	DECAL, Cutting Width, 42" (107cm)
0030	1721107SM	1	DECAL, Discharge Tube Symbols
0040	48X511MA	1	DECAL, Drawbar Warning Symbol
0050	1739085YP	1	DECAL, Steering Wheel
0080	1751632YP	2	DECAL, Logo, Hood
0090	1750191YP	1	DECAL, Tunnel
0100	7101935YP	1	DECAL, Roll Release
0130	1758797YP	1	DECAL, Model, RPX100
0130	1758823YP	1	DECAL, Model, RPX200
0130	1758782YP	1	DECAL, Model, RXT300
1120	1730264SM	1	DECAL, Height of Cut

Not For Reproduction

# Electrical Group

Note: Unless noted otherwise, use the standard torque specifications

Mfg. No: 2691291-00



## Electrical Group

REF NO	PART NO	QTY	DESCRIPTION
0010	1758527YP	1	WIRING HARNESS
0010-10	-----	1	* FUSE, 20 Amp
0030	703949	2	SCREW, 5/16-18.625
0040	-----	1	BATTERY, 7U1L
0043	1758779YP	1	BUZZER, Bag Full
0044	1001845MA	1	SWITCH, Bagger
0045	885692YP	1	HARNESS, Bag Full
0050	1730007SM	1	HOLD DOWN, Battery
0060	1931318SM	1	BOLT, Carriage, 1/4-20 x 7/8
0070	703229	1	WASHER, 1/4
0080	703826	1	BOLT, PUSHNUT 1/4
0090	703232	1	NUT, 1/4-20, NYLOCK
0100	1755381YP	1	SOLENOID, L-BRACKET
0110	704130	2	SCREW, HEX, 1/4-20X.5
0135	1722611SM	1	PLUG-HOLE BLACK
0180	1738982YP	1	SWITCH, PTO
0190	1726556SM	1	SWITCH, Reverse Mow
0210	1738983YP	1	SWITCH, Light
0230	1728026BMYP	1	SUPPORT, RMO Switch
0240	703185	2	BOLT, Round Head, Short Square Neck
0250	703409	2	NUT, 5/16-18, GR5
0260	7022886YP	1	SWITCH, DP NO/NC SNAP
0280	1752685YP	1	BATTERY CABLE
0290	1751450YP	1	CABLE, #8 x 25
0300	1752686YP	1	CABLE, #8 x 26.0
0310	704133	2	LOCKWASHER, Split, 1/4
0320	2860750SM	2	NUT-HEX KEPS 5/16-24
0330	703925	2	CAPSCREW, 1/4-20X.75
0340	703332	2	WASHER
0350	703127	2	NUT
0360	1677296SM	1	BOOT,INSULATOR BATTER
0370	703586	8	TIE, SELF LOCKING
0390	1732004SM	1	SWITCH-PUSH BUTTON
0410	703233	1	NUT, 1/4-20, GR5
0420	1726557SM	2	KEY, No Mow
0430	2172434SM	2	CLIP- WIRE DIA .390
0560	1758831YP	1	PLUG, Dash -(Use with Incandescent Lights)
0560	1758656YP	1	PLUG, Dash -(Use with LED Lights)
0620	1732007SM	1	PLUG, Hole
0630	7106169YP	1	SWITCH, IGNITION, DEL
0650	706123	1	HARNESS, Headlight -(Use with Incandescent Lights)
0650	1751941YP	1	HARNESS, Headlight -(Use with LED Lights)
0690	1753240YP	1	PLUG, Starter Insert
0700	703176	1	CLIP, Wire
0710	1731185SM	1	METER-HOUR DIGITAL NO -(Use with Incandescent Lights)

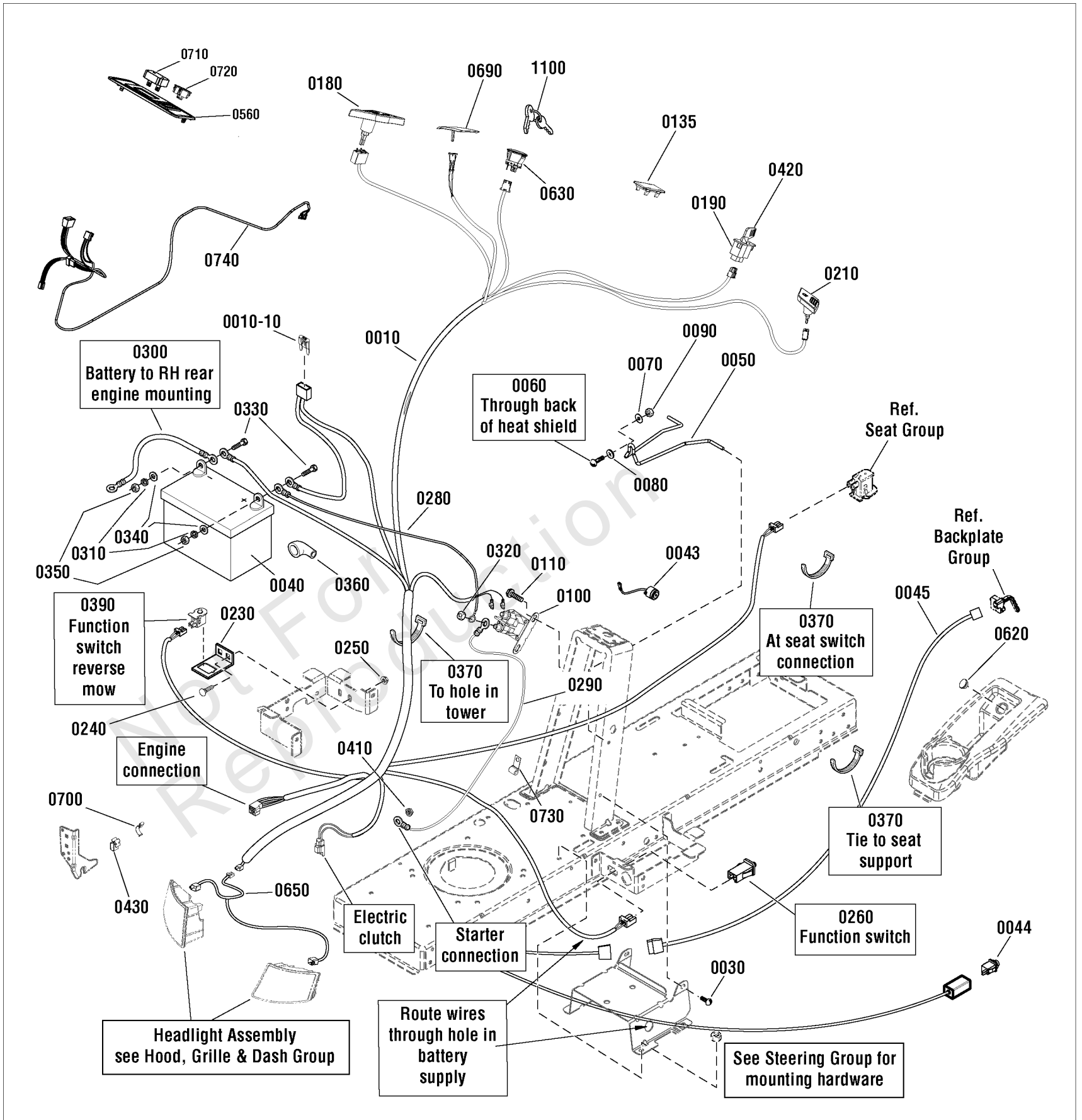
### Footnotes:

Note\* See your local hardware store for replacement fuses.

# Electrical Group

Note: Unless noted otherwise, use the standard torque specifications

Mfg. No: 2691291-00





## *Electrical Group*

---

REF NO	PART NO	QTY	DESCRIPTION
0710	1758654YP	1	HOUR METER -(Use with LED Lights)
0720	1758683YP	1	FUEL GAUGE
0730	7012652YP	1	CLIP, Wire, 7/16
0740	1758739YP	1	HARNESS, Jumper
1100	7106172YP	1	KEY, Ignition Switch - Pack of 2, CE/CAN

Not For  
Reproduction

---

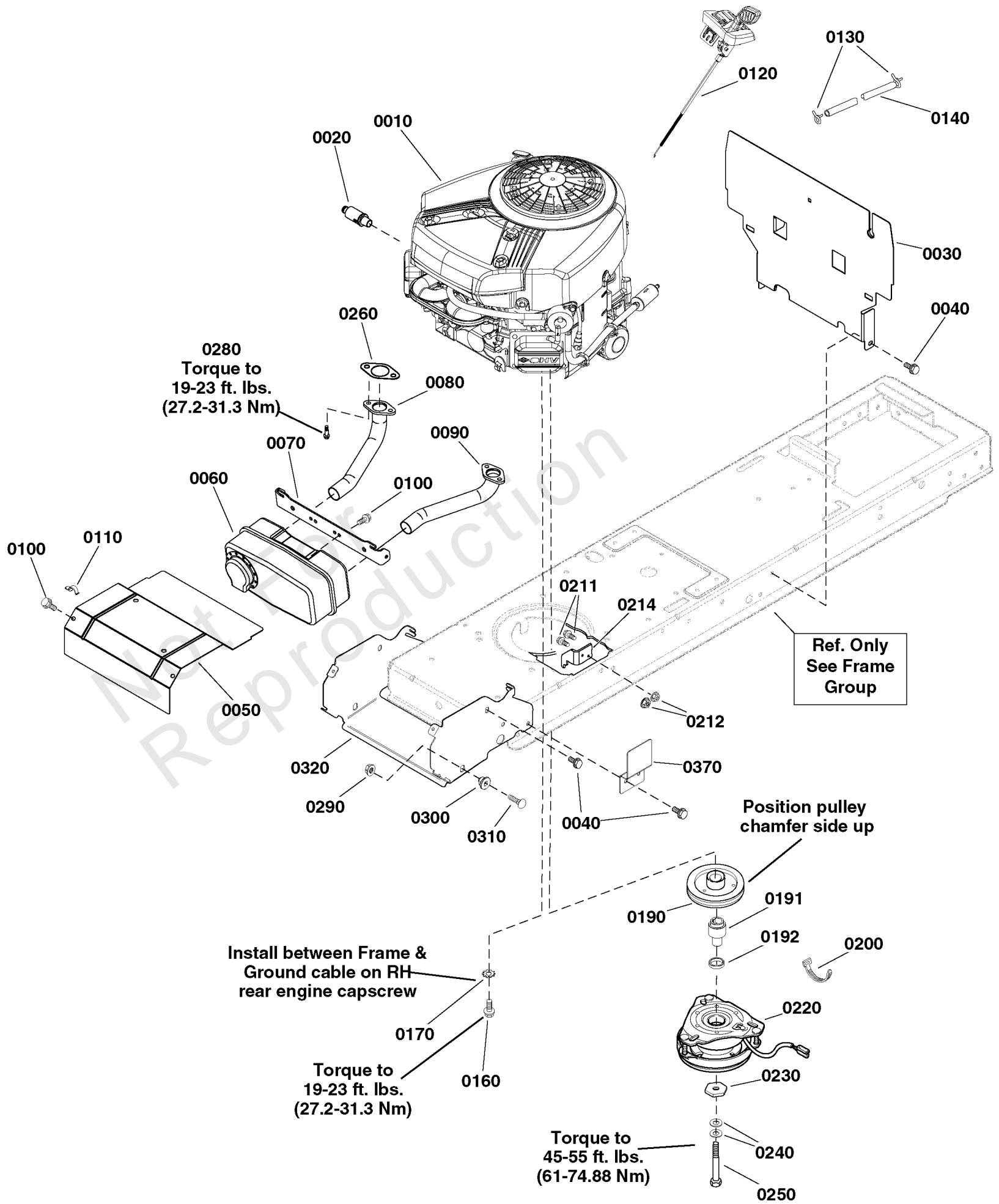
**Footnotes:**

Note\* See your local hardware store for replacement fuses.

# Engine Group

Note: Unless noted otherwise, use the standard torque specifications

Mfg. No: 2691291-00



## Engine Group

REF NO	PART NO	QTY	DESCRIPTION
0010	40N877-0030-B1	1	* ENGINE, Briggs & Stratton 7220 Intek -(Engine Model: 40N877-0030-B1)
0010	40R877-0025-B1	1	* ENGINE, Briggs & Stratton 7220 Intek, Twin Series -(Engine Model: 40R877-0025-B1)
0010	44S877-0039-B1	1	* ENGINE, Briggs & Stratton 8270 Twin Series -(Engine Model: 44S877-0039-B1)
0010	44U877-0004-B1	1	* ENGINE, Briggs & Stratton 8270 Twin Series -(Engine Model: 44U877-0004-B1)
0020	1750159YP	1	VALVE, Drain
0030	1738380AYP	1	HEAT SHIELD, Engine
0040	703949	8	SCREW, 5/16-18.625
0050	1727997ASM	1	HEAT SHIELD, Engine, Twin
0060	885954YP	1	MUFFLER, Twin
0070	1727976BMYP	1	SUPPORT, Muffler
0080	1727979SM	1	PIPE, Exhaust, Flanged, R.H, 1 1/8 OD
0090	1727980SM	1	PIPE, Exhaust, Flanged, L.H, 1 1/8 OD
0100	704130	4	SCREW, HEX, 1/4-20X.5
0110	2172434SM	1	CLIP- WIRE DIA .390
0120	1750217YP	1	CONTROL, Throttle
0130	791850	2	CLAMP, Hose
0140	845503	1	LINE-FUEL
0160	704000	4	SCREW, Hex Washer Head, Taptite, 3/8-16 x 1
0170	703864	1	WASHER, EXT, 3/8
0190	1732576SM	1	PULLEY & HUB ASSEMBLY, Engine
0191	885679YP	1	SPACER, Electric Clutch
0192	885810YP	1	SPACER, Electric Clutch, Lower
0200	1701011SM	3	TIE, Self Locking, 15" Long
0211	704287	2	CAPSCREW, 5/16-18X.75
0212	703409	2	NUT, 5/16-18, GR5
0214	885535AYP	1	BRACKET, Electric Clutch Torque
0220	885680YP	1	CLUTCH, Electric, GT1A-EH07
0230	1708264SM	1	WASHER, HEX, 0.453ID
0240	1960769YP	2	WASHER, Belleville
0250	7102075YP	1	CAPSCREW, Hex Head, 7/16-20 x 5, G5
0260	690970	2	GASKET, Exhaust
0280	690341	4	SCREW
0290	703409	2	NUT, 5/16-18, GR5
0320	1738265AYP	1	SUPPORT, Muffler & Hood Pivot
0370	1738798BMYP	2	GUARD, Front

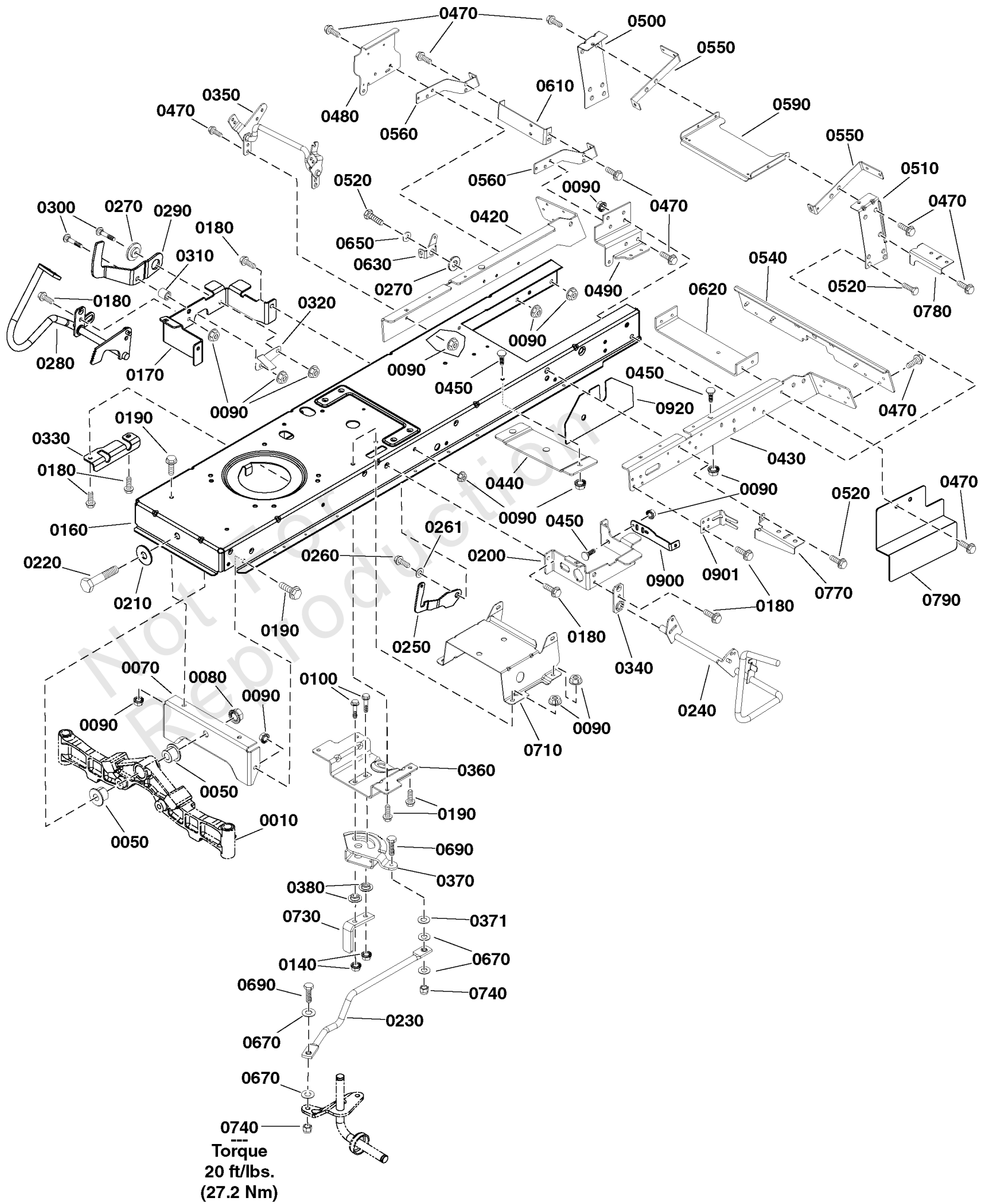
### Footnotes:

Note\* To verify your specific engine model, please reference the ID Tag located on your engine. See your local Briggs & Stratton distributor for parts and service.

# Frame Group

Note: Unless noted otherwise, use the standard torque specifications

Mfg. No: 2691291-00



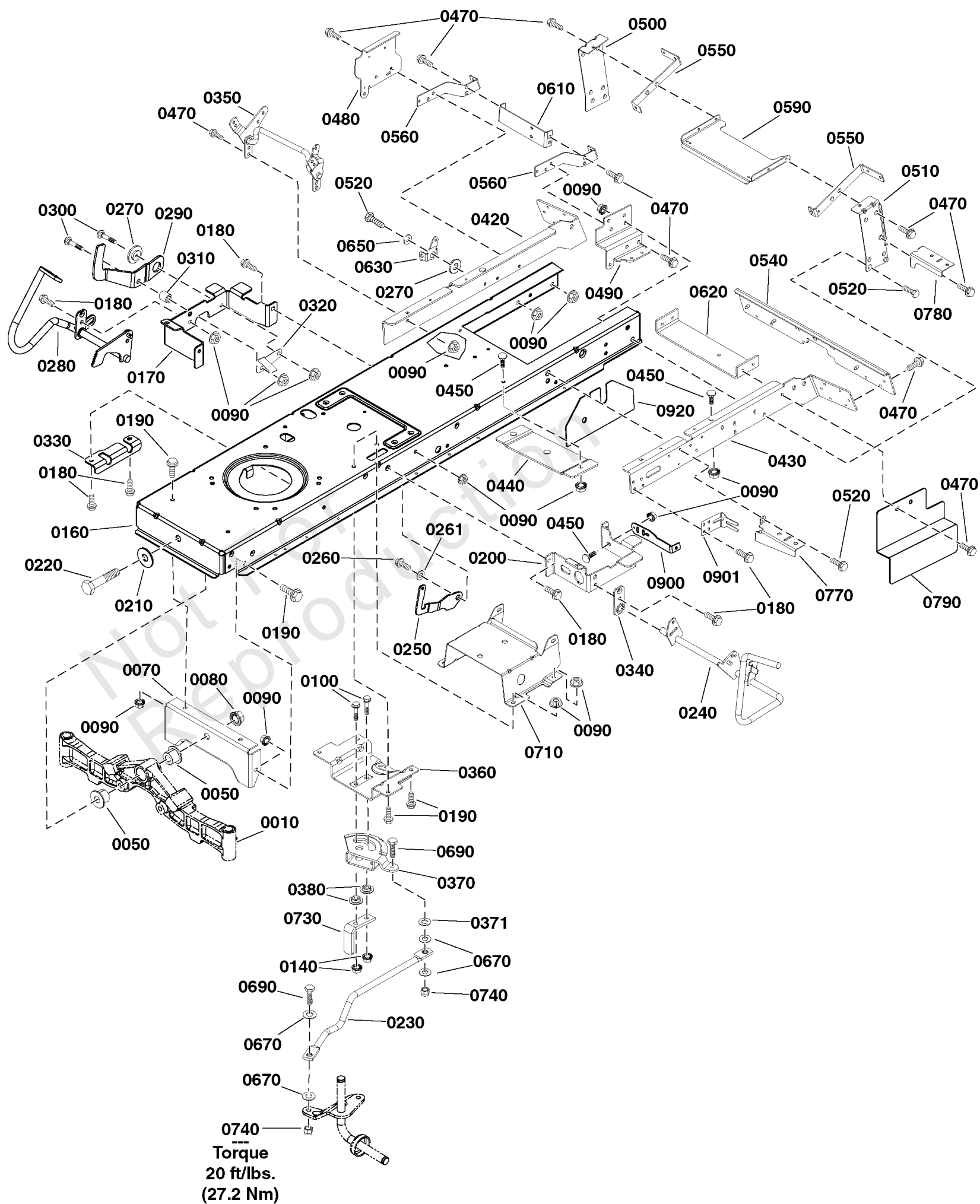
## Frame Group

REF NO	PART NO	QTY	DESCRIPTION
0010	----	1	Refer to: Front Axle Group
0050	1730186SM	2	BUSHING, Axle Pivot
0070	1727902SM	1	PLATE, Axle Support
0080	2860646SM	1	NUT, Hex Flange, 5/8-11
0090	703409	36	NUT, 5/16-18, GR5
0100	1960032SM	2	SCREW, Hex Head, 3/8-16 x 1 1/4
0140	703893	2	NUT, CNTR LCK, 3/8-16
0160	1758743	1	FRAME -(Not a serviceable part)
0170	1727904SM	1	SUPPORT, Front Footrest, RH
0180	703949	12	SCREW, 5/16-18.625
0190	703354	10	SCREW, 5/16-18
0200	885536AYP	1	SUPPORT, Front Footrest L.H.
0210	1960035SM	1	WASHER-0.625(0.64IDX1
0220	2860744SM	1	CAPSCREW, Hex Head, 5/8-11 x 3 1/4
0230	1738051YP	1	LINK, Drag (with Bearing), 5/16
0240	1755925YP	1	PEDAL ASSEMBLY, Brake
0250	1735595YP	1	LATCH, Brake Lock
0260	703851	1	BOLT, 5/16-18X1.15
0261	7014296YP	1	WASHER, Shim
0270	1727935SM	2	SPACER-PIVOT 0.330ID
0280	1736714AYP	1	FORWARD PEDAL ASSEMBLY
0290	1727246SM	1	PEDAL, Reverse
0300	703446	2	BOLT, 5/16-18X1.25 G5
0310	1728024SM	1	SPACER, Foot Pedal
0320	1728025BMYP	1	ACTUATOR, RMO Switch
0330	885591AYP	1	BRACKET, Pedal Pivot
0340	1727911ASM	1	PLATE, Bearing
0350	1758772YP	1	LIFT SHAFT ASSEMBLY
0360	1727940SM	1	BRACKET, Sector Support
0370	1751110YP	1	GEAR, Steering
0371	703298	1	WASHER, 5/16
0380	1728122SM	2	SPACER, Sector Gear
0420	1758741YP	1	BRACKET, Rear Frame, RH
0430	1758740YP	1	BRACKET, Rear Frame, LH
0440	885532AYP	1	BRACE, Middle Cross
0450	703185	9	BOLT, Round Head, Short Square Neck
0470	703228	26	SCREW, 5/16-18 X .75
0480	885474AYP	1	BRACKET, Transaxle, RH
0490	885475AYP	1	BRACKET, Transaxle, LH
0500	885411AYP	1	SUPPORT, Deck, R.H.
0510	885412AYP	1	SUPPORT, Deck, L.H.
0520	703570	13	CAPSCREW, Hex Head, 5/16-18 x 1 1/4
0540	885469AYP	1	BRACKET, Middle Back Plate
0550	1758921YP	2	SUPPORT, Upper, Back Plate
0560	885467AYP	2	SUPPORT, Lower, Back Plate
0590	885503AYP	1	BRACE, Cross Deck Support
0610	885890YP	1	BRACKET, Torque
0620	885486AYP	1	BRACKET, Idler Mount
0630	1728990ASM	1	CLEVIS, Lift
0650	1960044SM	1	WASHER-0.312(0.33IDX1

# Frame Group

Note: Unless noted otherwise, use the standard torque specifications

Mfg. No: 2691291-00



## Frame Group

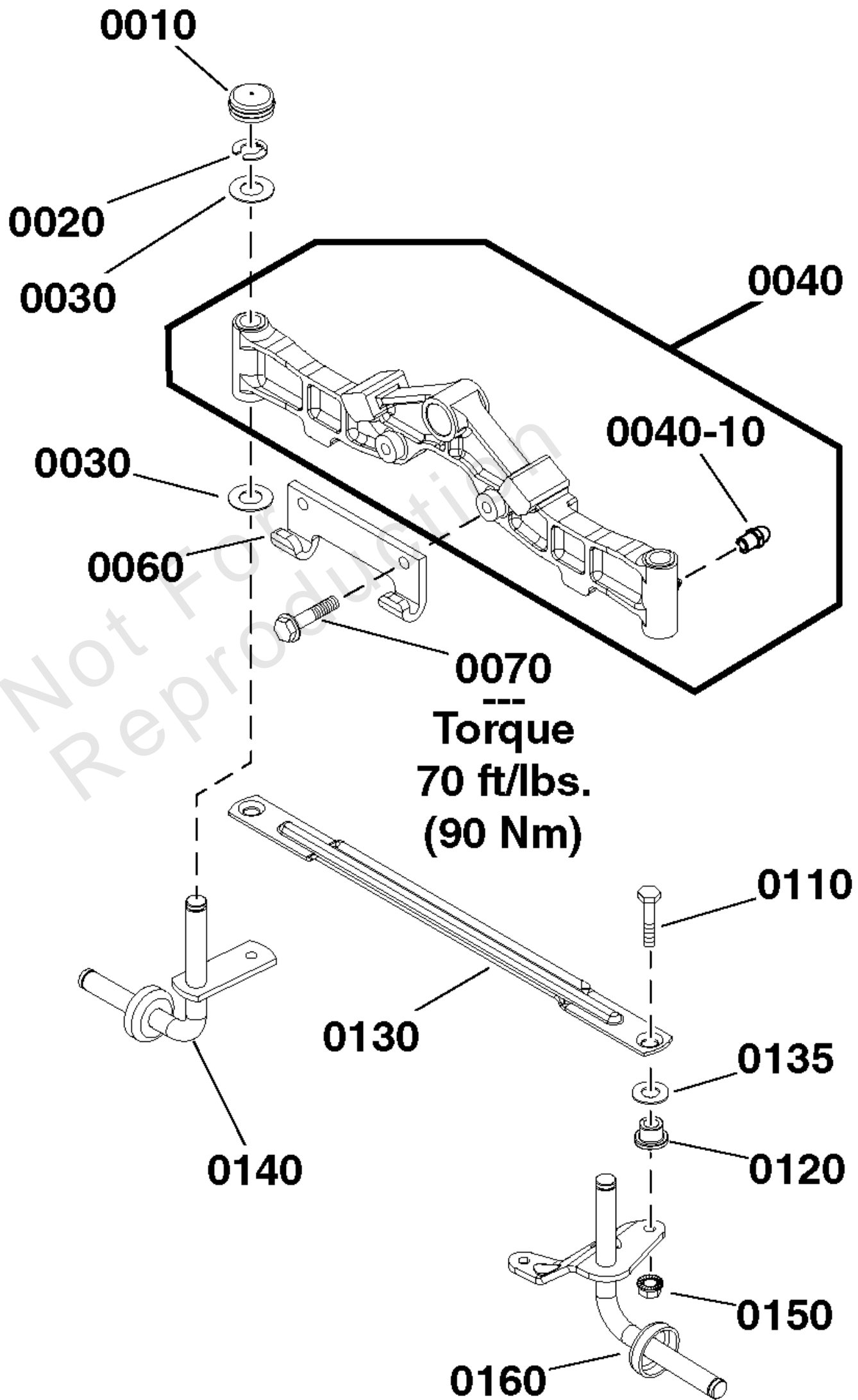
REF NO	PART NO	QTY	DESCRIPTION
0670	1919326SM	4	WASHER, 5/16
0690	703570	2	CAPSCREW, Hex Head, 5/16-18 x 1 1/4
0710	1727282ASM	1	SUPPORT, Battery 12 GA
0730	885791YP	1	UPSTOP
0740	704067	2	NUT, HEX FLNG,5/16-18
0770	1758692YP	1	BRACKET, Fuel Tank, Front
0780	1758691YP	1	BRACKET, Fuel Tank, Rear
0790	885892YP	2	GUARD, Rear
0900	1759729CJYP	2	SUPPORT
0901	1759730CJYP	2	SUPPORT, Frame
0920	1760020BMYP	2	GUARD, Midframe

Not For Reproduction

# Front Axle Group

Note: Unless noted otherwise, use the standard torque specifications

Mfg. No: 2691291-00





## Front Axle Group

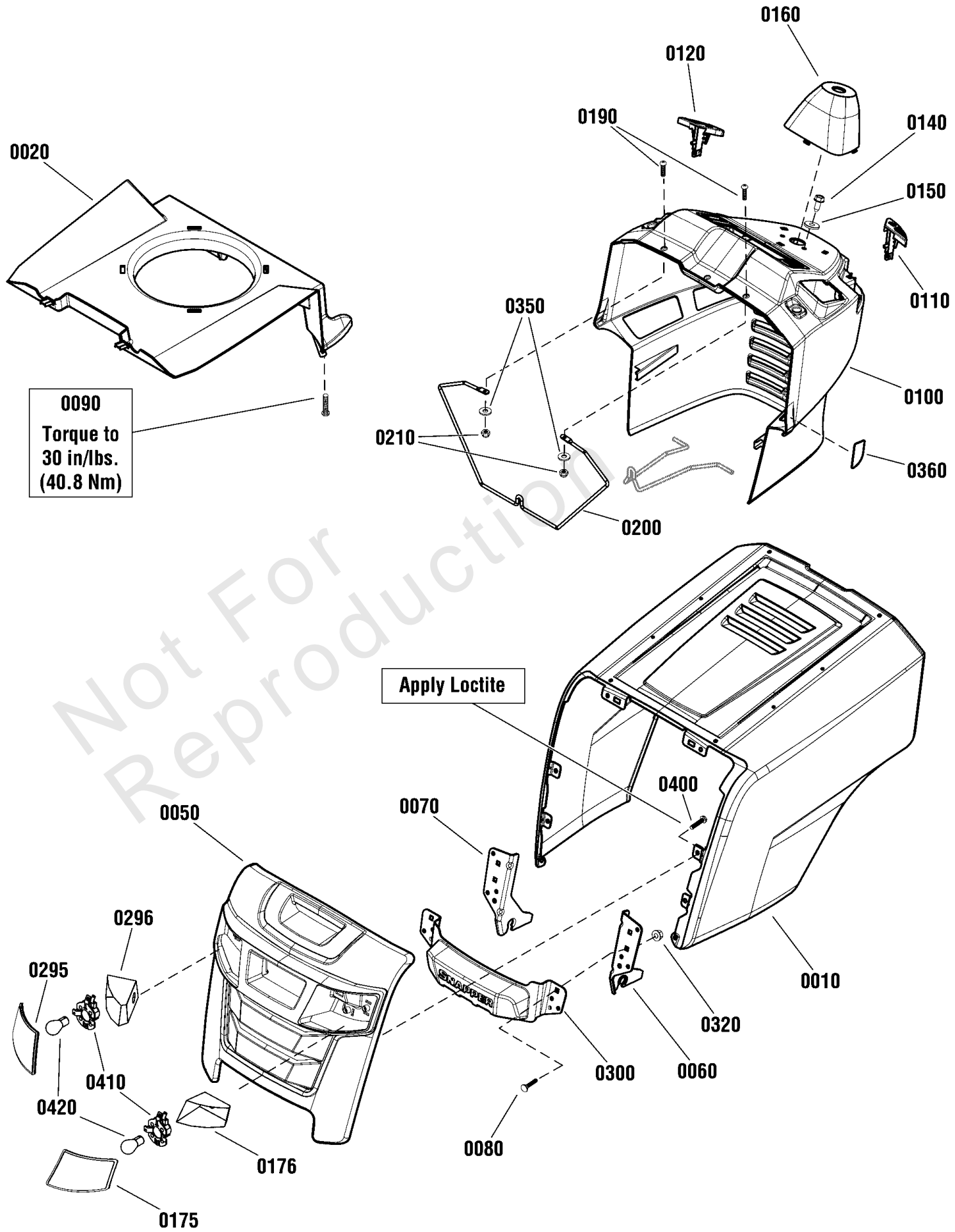
REF NO	PART NO	QTY	DESCRIPTION
0010	1734135SM	2	CAP, Hub
0020	1611710SM	2	E-RING, 3/4
0030	2860183SM	4	WASHER, Flat, 3/4
0040	1756386YP	1	AXLE, Front
0040-10	1704314SM	2	LUBE FITTING, .250 DR -( Included with Ref. No. 0040 )
0060	1721918ASM	1	HOOK, Mower, Hitch
0070	1960652SM	2	SCREW, Hex Flange, Whiz Lock, 7/16-14 x 1-1/2
0110	1960032SM	2	SCREW, Hex Head, 3/8-16 x 1 1/4
0120	1731912SM	2	BUSHING, 3/8 ID x 5/8 OD x 1/2
0130	1751964YP	1	TIE ROD
0135	1960703SM	2	WASHER, 5/8
0140	1727872ASM	1	SPINDLE ASSEMBLY, R.H.
0150	703893	2	NUT, CNTR LCK, 3/8-16
0160	1751922YP	1	SPINDLE ASSEMBLY, L.H.

Not For Reproduction

# Hood, Grille & Dash Group - Incandescent Lights

Note: Unless noted otherwise, use the standard torque specifications

Mfg. No: 2691291-00



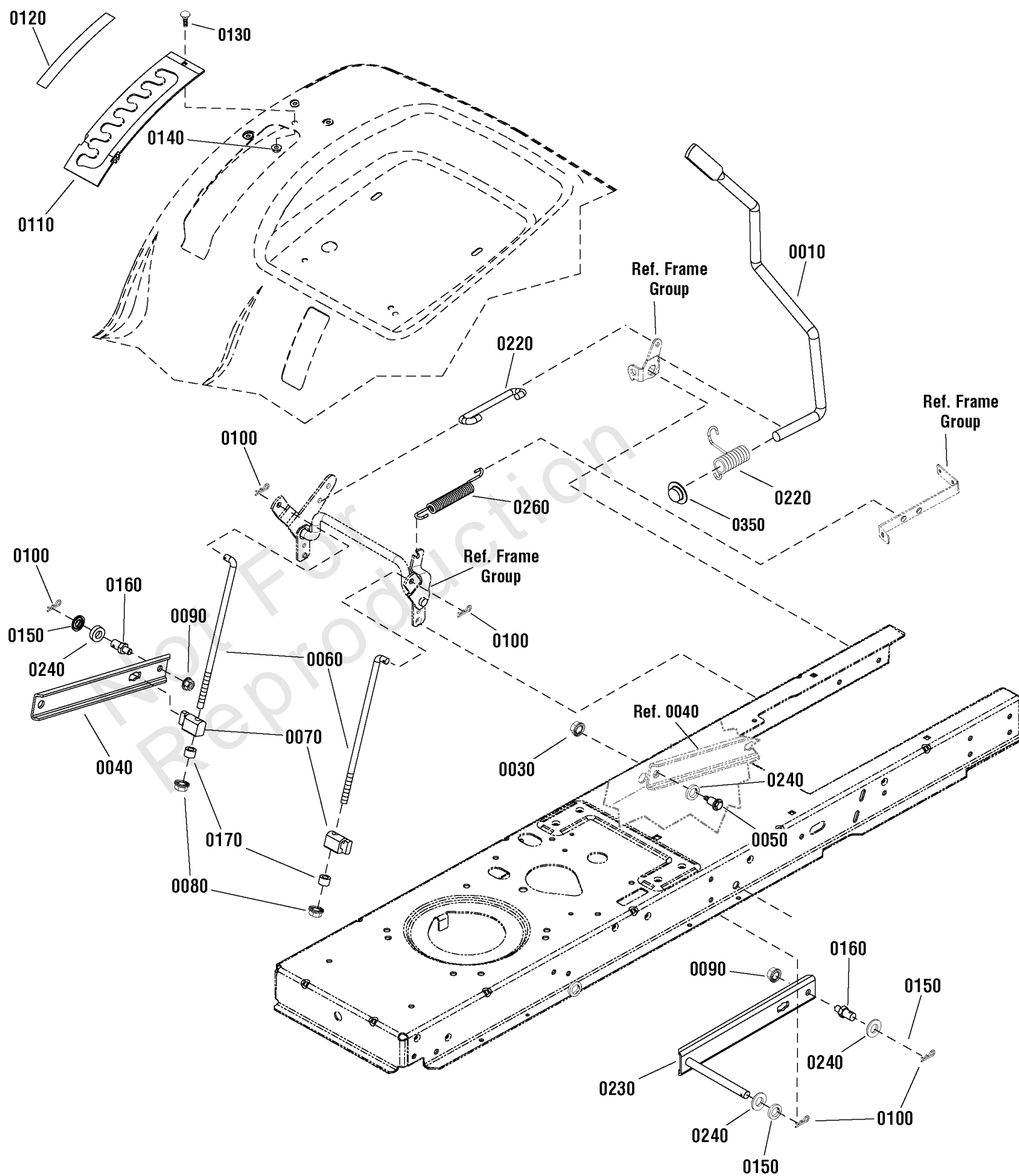
## Hood, Grille & Dash Group - Incandescent Lights

REF NO	PART NO	QTY	DESCRIPTION
0010	1753164DYP	1	HOOD
0020	1738734YP	1	AIR DUCT, Plenum
0050	1757560YP	1	GRILLE, Front
0060	1738566AYP	1	BRACKET, Hood Pivot, LH
0070	1738565AYP	1	BRACKET, Hood Pivot, RH
0080	703483	2	BOLT,5/16-18X1.000,RO
0090	1739220YP	2	SCREW, PT Thread, 7mm Dia. x 16mm
0100	1753166YP	1	DASH
0110	1738789YP	1	KNOB, Parking Brake
0120	1738788YP	1	KNOB, Cruise
0140	703228	2	SCREW, 5/16-18 X .75
0150	703298	2	WASHER, 5/16
0160	1738790YP	1	COVER, Steering Shaft
0175	1757561YP	1	LENS, Headlight, Left
0176	1757563YP	1	INSERT, Headlight, Left
0190	1739942YP	2	SCREW, Pan Head, Phillips, #10-24 x 1/2
0200	1738964YP	1	ROD, Dash Support, 1/4 Dia. x 10"
0210	703412	2	NUT, NYLOCK, 10-24
0295	1757562YP	1	LENS, Headlight, Right
0296	1757564YP	1	INSERT, Headlight, Right
0300	1753169BMYP	1	BUMPER, Front
0320	703115	2	NUT
0350	703229	2	WASHER, 1/4
0400	1754203YP	6	SCREW
0410	1001716MA	2	SOCKET, Light
0420	1757565YP	2	BULB, Incandescent
--	1758731YP	2	INSULATION

# Lift Group

Note: Unless noted otherwise, use the standard torque specifications

Mfg. No: 2691291-00



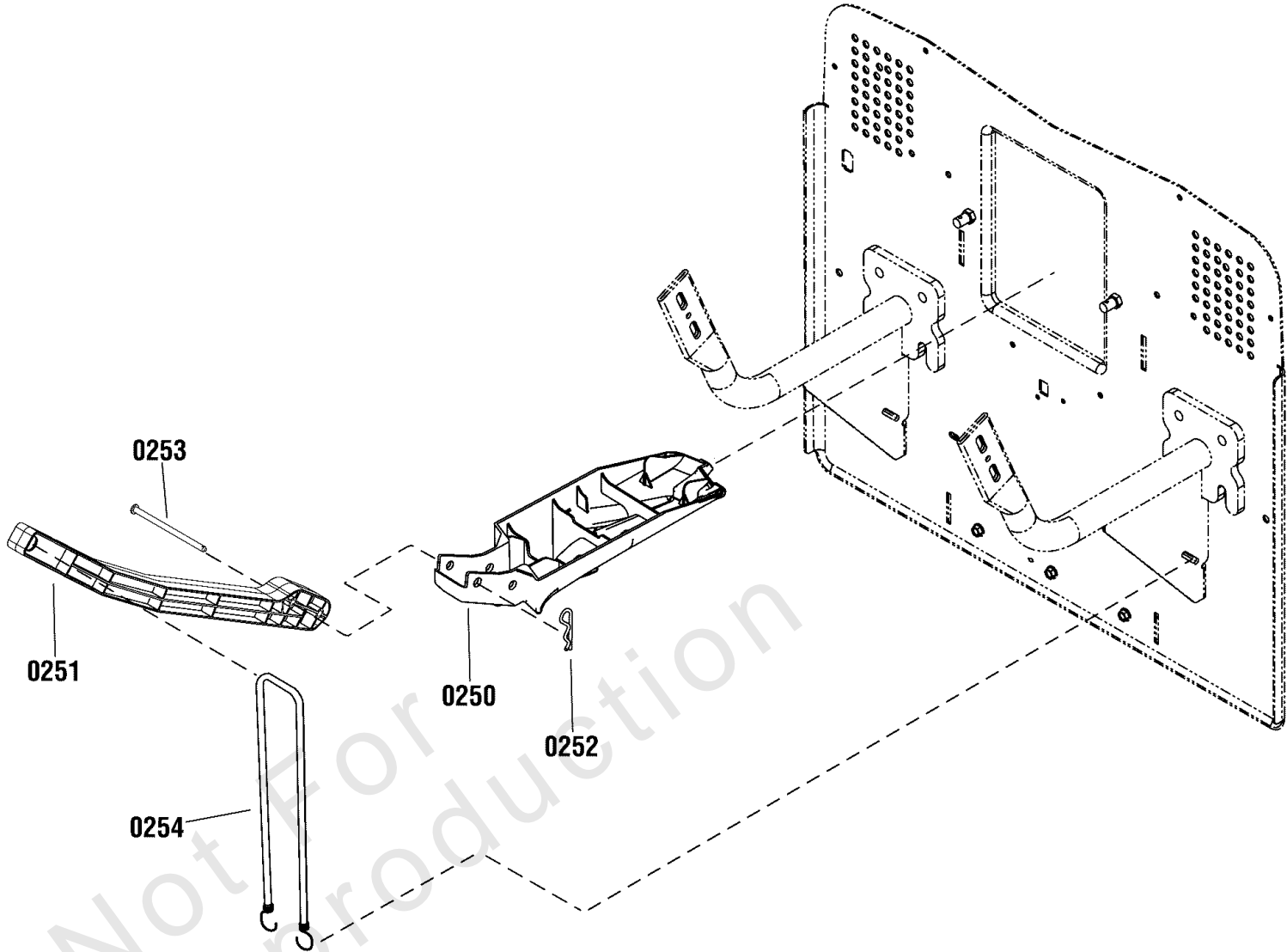
## Lift Group

REF NO	PART NO	QTY	DESCRIPTION
0010	1728070	1	ROD, Lift Handle E-Coat, 17.7 LG
0020	1729652	1	SPRING, Torsion, 2.12 LG Black
0030	1931277	1	NUT, Hex Flange Whiz Lock, 5/16-18 all Black
0040	1731417BM	1	ARM, Rear Lift, RH
0050	1732426	1	BOLT, Shoulder, 5/16-18 x .13/16, 1/2" Thread Length
0060	1727955	2	ROD,Lift,Lower,3/8x10Long
0070	1731894	2	TRUNNION, Powdered Metal, Yellow, Regent
0080	1960687	2	NUT, Hex Lock Flange, 5/16 - 18 ESNA
0090	1931211	2	NUT, Hex Flange Whiz Lock, 3/8-16, Small
0100	1960074	5	PIN, Hair
0110	1727985A	1	QUADRANT, Lift Height 12GA
0120	1730264	1	DECAL, Height Of Cut
0130	1960252	1	BOLT-RD HD SH SQ NK 1/4-20X0.625 G5 BLK
0140	1930641	1	NUT, Hex Flange, Whiz Lock Large, 1/4-20
0150	1960170	2	Flatwasher, 1/2
0160	721221	2	PIN,Threaded,Shoulder,3/8-16x1-7/16Long
0170	1666294	2	SPACER, .385 I.D. x .6697 O.D. x .455 Long, Powdered Metal
0220	1727954	1	ROD, Lift, 5.43 LG
0230	885523BM	1	ARM, Rear Lift, LH
0240	885382	4	WASHER, Rubber
0250	0020X3MA	1	WASHER,SPRING .52X.99
0260	722453	1	SPRING, Extension
0350	771009	1	PUSHNUT, 5/8

# Mulch Plug Group

Note: Unless noted otherwise, use the standard torque specifications

Mfg. No: 2691291-00



## Mulch Plug Group

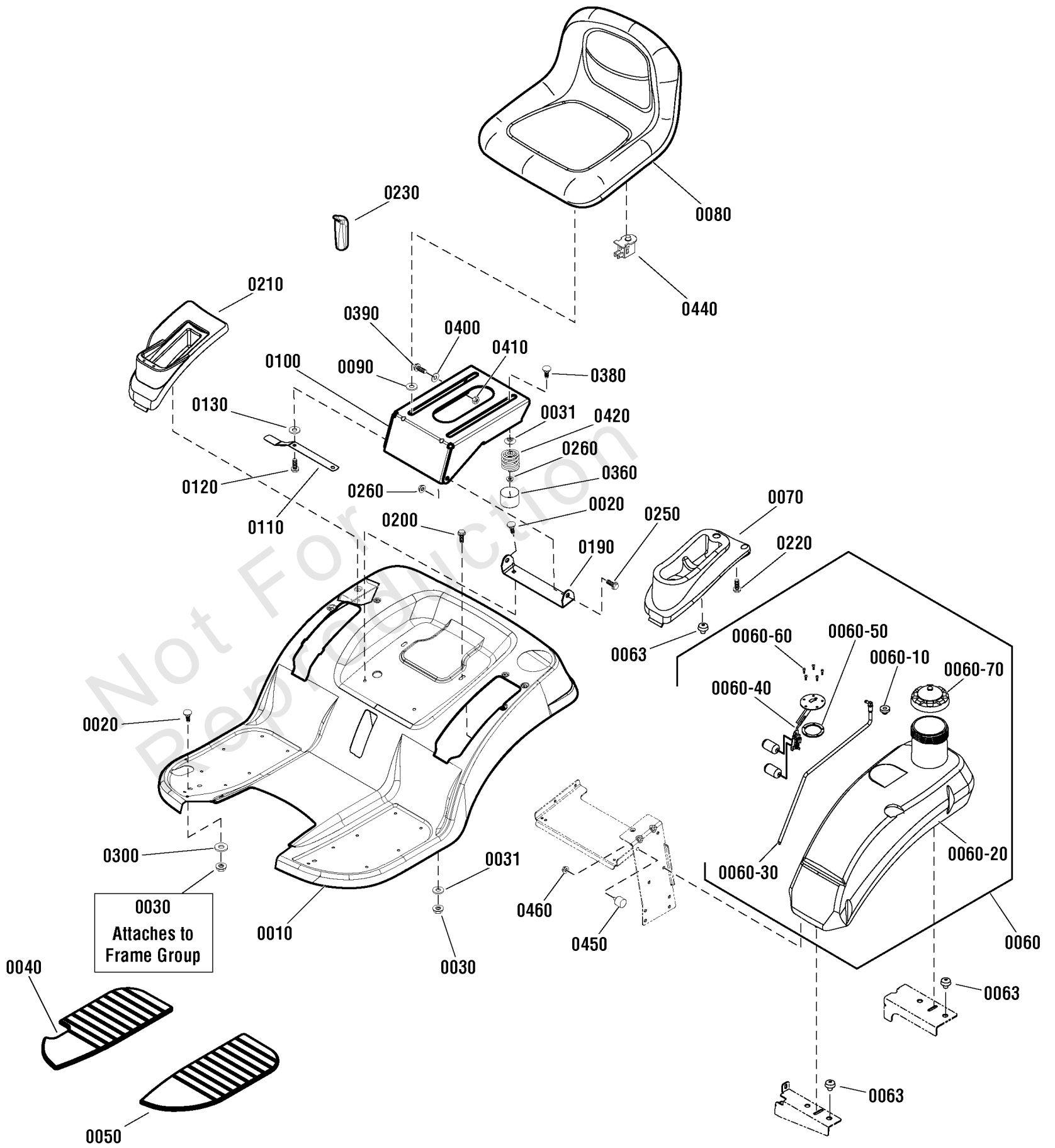
REF NO	PART NO	QTY	DESCRIPTION
0250	885642YP	1	PLUG, Mulch, 96cm (38")
0250	885960YP	1	PLUG, Mulch, 107cm (42")
0251	885643YP	1	HANDLE, Mulch Plug
0252	885647YP	2	PIN, Clevis, 3/8
0253	703300	2	PIN, 3/32 X 1.6
0254	885648YP	1	CORD, Retainer

Not For Reproduction

# Seat Deck & Fuel Tank Group

Note: Unless noted otherwise, use the standard torque specifications

Mfg. No: 2691291-00





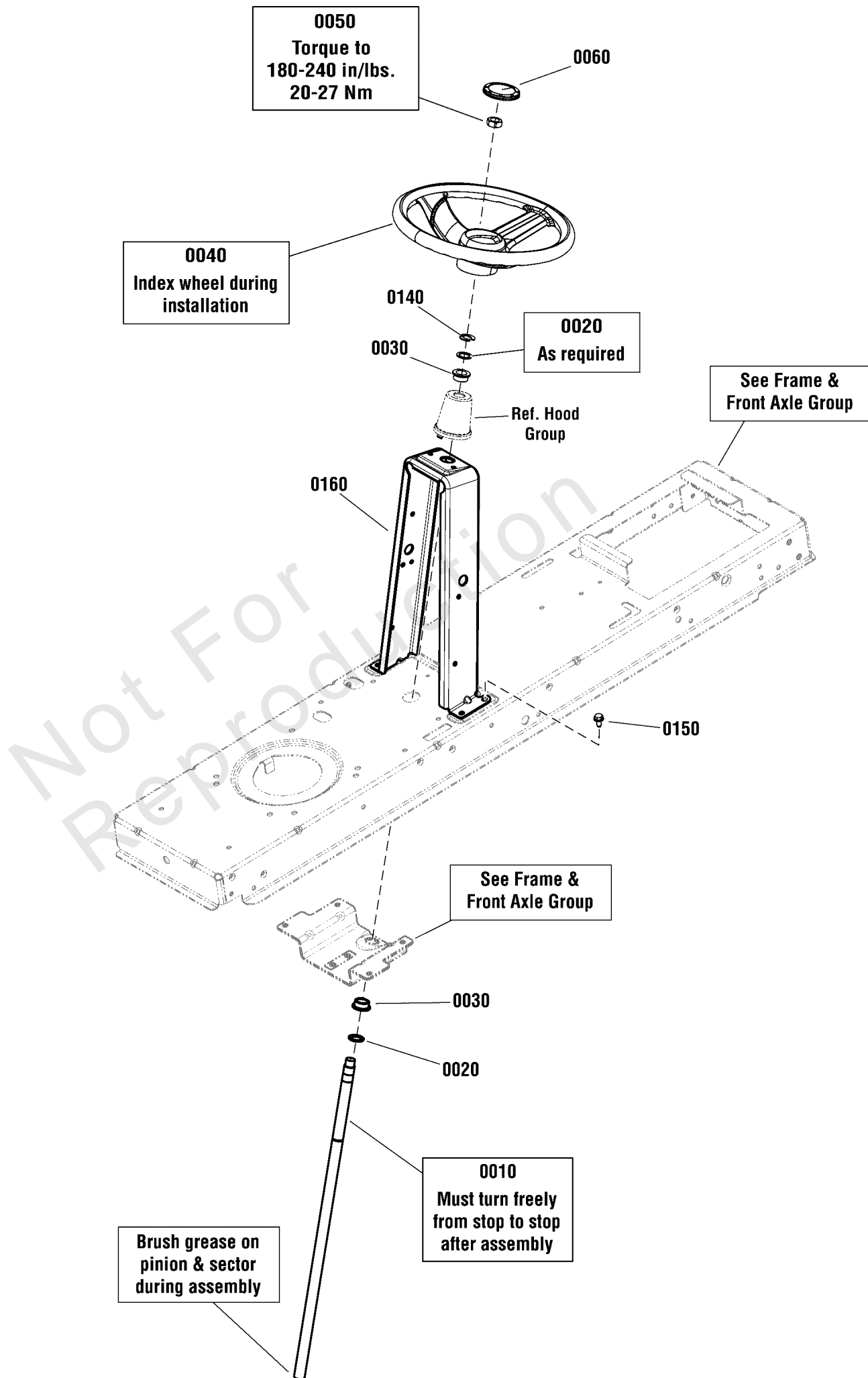
## Seat Deck & Fuel Tank Group

REF NO	PART NO	QTY	DESCRIPTION
0010	1758849DYP	1	SEAT DECK, Red
0020	703185	4	BOLT, Round Head, Short Square Neck
0030	703409	4	NUT, 5/16-18, GR5
0031	1709256SM	4	WASHER, Spring, 5/16 x 1 1/4
0040	1728007SM	1	PAD, Footrest, RH
0050	1728006SM	1	PAD, Footrest, LH
0060	1758414YP	1	FUEL TANK ASSEMBLY
0060-10	1654930SM	1	BUSHING, Fuel Tank
0060-20	-----	1	FUEL TANK -(Order Ref. No. 0060)
0060-30	1758506YP	1	TUBE, Fuel Pickup
0060-40	1758611YP	1	SENDER, Fuel
0060-50	1758898YP	1	PLATE, Mounting, Fuel Sender
0060-60	2860665SM	5	SCREW, Pan Head Torx, #10-32 x 1/2
0060-70	5101651SM	1	CAP, FUEL, VENTED
0063	197546GS	5	MOUNT-VIBRATION
0070	1758526YP	1	POD, LH
0080	1754213YP	1	SEAT
0080	1759179YP	1	SEAT, With Armrest
0090	1731300SM	4	SPACER, 5/16 ID x 1-1/4 OD x 5/16"
0100	1755767BMYP	1	SUPPORT, Seat
0110	1727268BMYP	1	LATCH, Seat
0120	1930595SM	4	SCREW, Hex Flange, Whiz Lock, 5/16-1-1/4
0130	703298	4	WASHER, 5/16
0190	885538AYP	1	PIVOT, Seat
0200	703949	2	SCREW, 5/16-18.625
0210	1739016YP	1	POD, RH
0220	1960536SM	6	SCREW, HEX WSHR HD PL
0230	1722302SM	1	GRIP
0250	703851	2	BOLT, 5/16-18X1.15
0260	703115	2	NUT
0300	885382YP	2	WASHER, Rubber
0360	1704724SM	2	COVER, Spring
0380	703225	2	BOLT
0390	1923114SM	1	CAPSCREW, Hex Head, 1/2-13 x 1, GR 5
0400	703853	1	WASHER, 0.516IDX1OD
0410	5025038SM	1	NUT, Hex, 1/2-13
0420	1704728SM	2	SPRING, Compression
0440	7023354YP	1	SWITCH, SEAT
0450	5022673SM	1	BUMPER, RUBBER 1/4-20
0460	703233	1	NUT, 1/4-20, GR5

# Steering Group

Note: Unless noted otherwise, use the standard torque specifications

Mfg. No: 2691291-00



## Steering Group

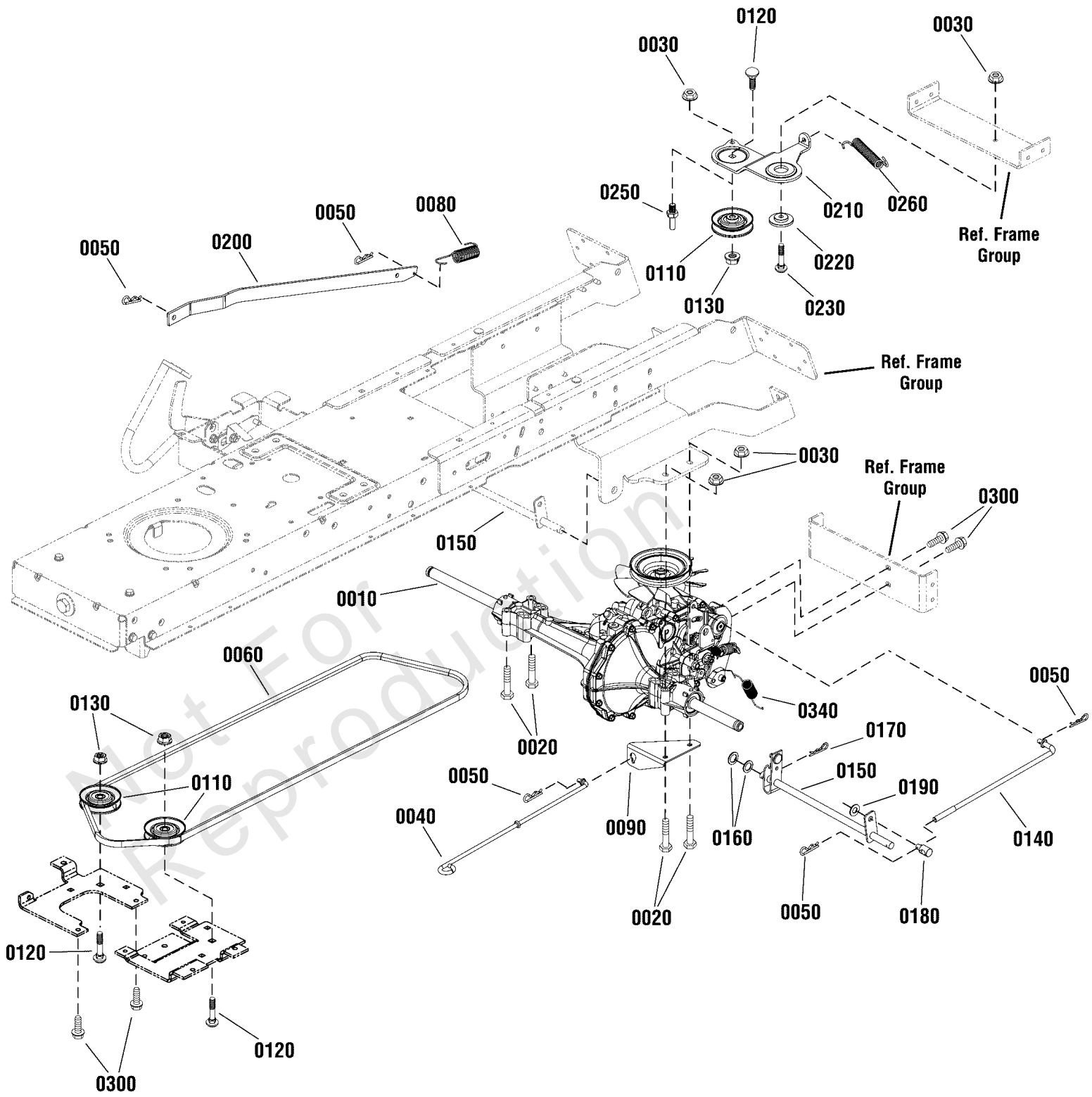
REF NO	PART NO	QTY	DESCRIPTION
0010	1727813SM	1	SHAFT, Steering Gear & Spline
0020	1960114SM	2	WASHER, 3/4 x 1
0030	1729665SM	2	BUSHING, Steering
0040	1728069SM	1	STEERING WHEEL -(Use on 96cm Models)
0040	7078088YP	1	STEERING WHEEL -(Use on 107cm Models)
0050	1960576SM	2	NUT, Hex Lock, ESNA Light, 5/8-18
0060	1725024SM	1	CAP, Steering Wheel
0140	1611710SM	1	RING, Klipring Extension
0150	1930601SM	4	SCREW, Hex Washer Head, Taptite, 5/16-18 x 5/8
0160	885835BMYP	1	TOWER, RDLT

Not For Reproduction

# Transmission Group - Hydro Gear 324-0610

Note: Unless noted otherwise, use the standard torque specifications

Mfg. No: 2691291-00



## Transmission Group - Hydro Gear 324-0610

REF NO	PART NO	QTY	DESCRIPTION
0010	885528YP	1	* TRANSMISSION, Hydro Gear, 610
0020	703869	4	CAPSCREW,5/16-18X2.75
0030	703409	6	NUT, 5/16-18, GR5
0040	885436YP	1	LEVER, Roll Release
0050	703430	5	PIN, 13X1.19
0060	885495YP	1	BELT, Secondary (81.37" EL, HA section)
0080	165X75MA	1	SPRING, Extension
0090	885868BMYP	1	BRACKET, Roll Release
0110	1760012YP	3	PULLEY, Idler
0120	1931352SM	3	BOLT, Carriage, Short Neck, 3/8-16 x 1-1/2
0130	703893	3	NUT, CNTR LCK, 3/8-16
0140	885476YP	1	SPEED CONTROL, Short Link
0150	885477AYP	1	SPEED CONTROL ASSEMBLY
0160	017X91MA	2	WASHER, Flat, 13/16
0170	703300	1	PIN, 3/32 X 1.6
0180	021920ZMA	1	NUT, Adjusting
0190	703590	1	WASHER, FLAT, .406
0200	885480AYP	1	LINK, Speed Control
0210	885409AYP	1	BRACKET, Idler, Rear
0220	1727935SM	1	SPACER-PIVOT 0.330ID
0230	703800	1	BOLT, CRRG, 5/16-18X1
0250	885077YP	1	BELT GUIDE
0260	1731939SM	1	SPRING, Extension
0300	703228	4	SCREW, 5/16-18 X .75
0340	165X92MA	1	SPRING, Extension

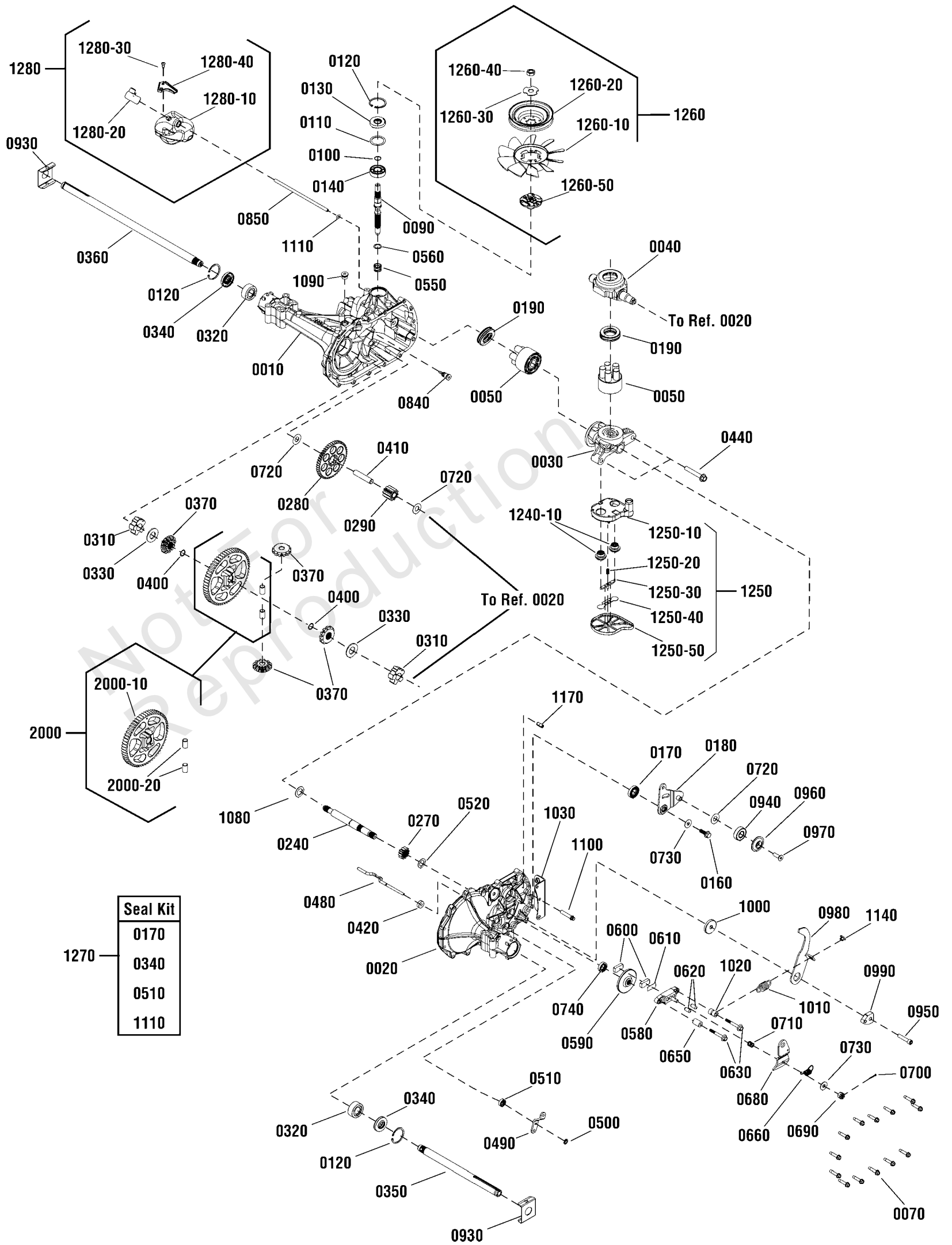
### Footnotes:

Note\* See your local authorized dealership for parts and warranty or contact Hydro Gear at [www.hydro-gear.com/Support/NorthAmerica.aspx](http://www.hydro-gear.com/Support/NorthAmerica.aspx) (U.S. 1-877-728-7410 Int'l 32 (0) 12 670 631)

# Transmission SERVICE PARTS - Hydro Gear 324-0610

Note: Unless noted otherwise, use the standard torque specifications

Mfg. No: 2691291-00



## Transmission SERVICE PARTS - Hydro Gear 324-0610

REF NO	PART NO	QTY	DESCRIPTION
0010	-----	1	* MAIN HOUSING ASSEMBLY
0020	-----	1	* SIDE HOUSING ASSEMBLY
0030	-----	1	* CENTERSECTION ASSEMBLY
0040	-----	1	* TRUNNION, Swashplate
0050	-----	2	* BLOCK ASSEMBLY
0060	-----	1	* SEALANT, 10.1 oz. -(Not Illustrated)
0070	-----	14	* SCREW, Hex Washer, 1/4-20 x 1-1/8
0090	1752461YP	1	SHAFT, Input
0100	1715270SM	1	RING, Retaining
0110	1752462YP	1	WASHER, Flat, 1.23 x 1.57 x .04
0120	1752463YP	3	RING, Retaining
0130	1752464YP	1	SEAL, LIP 17 x 40 x 12
0140	1752465YP	1	BEARING, Ball 17 x 40 x 12
0160	-----	1	* SCREW, Hex Flange, With Patch, 5/16-24 x 15/16
0170	-----	1	* SEAL, Lip, 18 x 32 x 7 -(Not a serviceable part, order kit # 1270)
0180	-----	1	* ARM, Control
0190	1715144SM	2	* BEARING, Thrust, 30 x 52 x 13
0240	-----	1	* SHAFT, Motor
0270	-----	1	* GEAR, Pinion, 12T
0280	-----	1	* GEAR, 10T/49T
0290	-----	1	* GEAR, Jackshaft, 10T
0310	-----	2	* BUSHING, Sleeve (Inboard)
0320	-----	2	* BUSHING, Sleeve, 3/4 x 1-1.571 x 5/8
0330	-----	2	* WASHER, Flat, 3/4 x 1-1/2 x 7/64
0340	-----	2	* SEAL, Lip, 3/4 x 1.577 x 1/4 -(Not a serviceable part, order kit # 1270)
0350	-----	1	* SHAFT, Axle, 3/4 x 11.39 (Key, RH)
0360	-----	1	* SHAFT, AXLE, 3/4 x 16.99 (Key, LH)
0370	-----	1	* KIT, Miter Gear
0400	-----	2	* RING, Retaining Spiral
0410	-----	1	* PIN, Jackshaft, 1/2 x 2.43
0420	-----	1	* MAGNET, Ring
0440	1717965SM	2	SCREW, Hex Flange, 3/8-24 x 2-1/2
0480	-----	1	* ROD, Actuator Bypass
0490	-----	1	* ARM, Bypass
0500	-----	1	* RING, Retaining, External, 1/4
0510	-----	1	* SEAL, Lip, 1/4 x 3/4 x 1/4 TC -(Not a serviceable part, order kit # 1270)
0520	-----	1	* WASHER, Flat, 5/8 x 1 x 1/2
0530	-----	1	* RING, Retaining
0540	-----	1	* BUSHING, Center Block
0550	-----	1	* SPRING, Block
0560	-----	1	* WASHER, Thrust, .59 x .79 x .04
0580	-----	1	* BRAKE YOKE KIT
0590	-----	1	* DISK, Brake
0600	-----	2	* PUCK, Brake
0610	-----	1	* PLATE, Puck

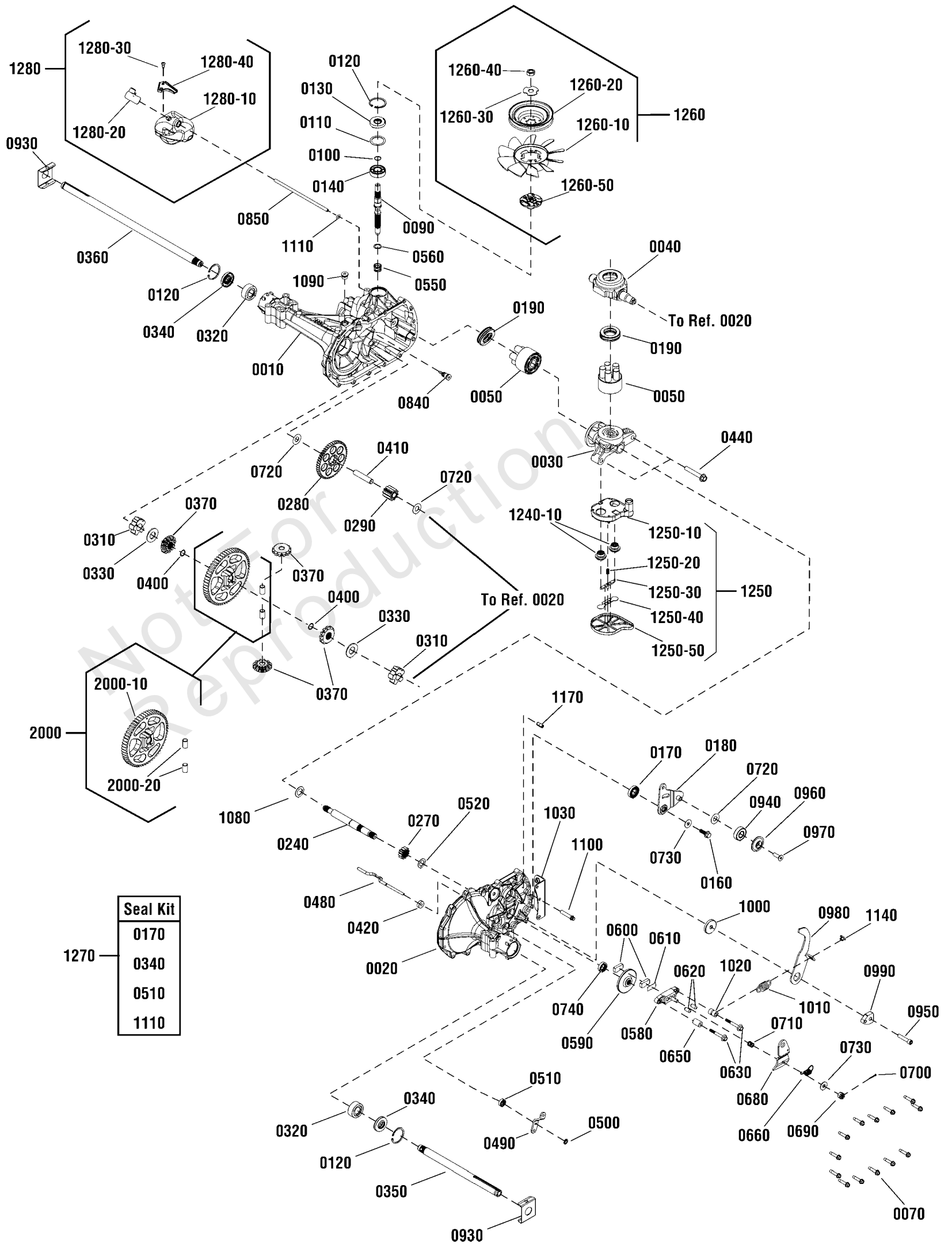
### Footnotes:

Note\* See your local authorized dealership for parts and warranty or contact Hydro Gear at [www.hydro-gear.com/Support/NorthAmerica.aspx](http://www.hydro-gear.com/Support/NorthAmerica.aspx) (U.S. 1-877-728-7410 Int'l 32 (0) 12 670 631)

# Transmission SERVICE PARTS - Hydro Gear 324-0610

Note: Unless noted otherwise, use the standard torque specifications

Mfg. No: 2691291-00





## Transmission SERVICE PARTS - Hydro Gear 324-0610

REF NO	PART NO	QTY	DESCRIPTION
0620	-----	2	* PIN, Brake Actuating
0630	-----	2	* SCREW, Hex Head, With Patch, 1/4-20 x 2
0650	1715199SM	1	SPACER, .26 x .57 x .87
0660	-----	1	* SPRING, Brake arm Bias
0670	1706160SM	1	SCREW, Square Head, Ribbed, 5/16-24
0680	-----	1	* ARM, Brake
0690	-----	1	* NUT, Castle, 5/16-24
0700	-----	1	* PIN, Cotter, 3/32 x 3/4
0710	-----	1	* SPRING, Compression Brake, Anti-Drag
0720	-----	3	* WASHER, Flat, .51 x 1.0 x .03
0730	-----	2	* WASHER, Flat, .34 x .88 x .06
0740	-----	1	* KIT, Seal
0840	-----	1	* FITTING, 5/16 SAE 5/32 TUBE
0850	-----	1	* HOSE, Expansion Tank, 7.56 In.
0930	1752466YP	2	SPRING CLIP, Housing Thrust (3/4" Axle)
0940	-----	1	* BEARING, Ball, .62 x 1.38 x .44
0950	-----	1	* CAPSCREW, Socket Head, 5/16-24 x 1-1/2
0960	-----	1	* SPACER, Locating
0970	-----	1	* SCREW, Countersunk, 5/16-18 x 1
0980	-----	1	* ARM, Return
0990	-----	1	* PUCK, Adjusting
1000	-----	1	* WASHER, Flat, .32 x 1.60 x .24
1010	-----	1	* SPRING, Extension, Double Loop
1020	-----	1	* SPACER, .26 x .56 x .87
1030	-----	1	* BRACKET, Torque
1080	-----	1	* WASHER, Flat, .71 x 1.16 x .04
1090	-----	1	* PLUG, 9/16-18 (METAL)
1100	-----	1	* SCREW, Torx Head, 5/16-18 x 1-1/2
1110	-----	1	* O-RING, .299 x .505 x .103 -(Not a serviceable part, order kit # 1270)
1140	-----	1	* SPRING, Guide
1170	-----	1	* PIN, Spring, .304 x .75
1240	-----	1	* CENTERSECTION ASSEMBLY, Filter, Bypass -(Not Illustrated) (Includes Ref. Nos. 0030, 1240-10 & 1250)
1240-10	-----	1	* CENTERSECTION (5-Piston) -(Not a serviceable part, order kit # 1240)
1250	-----	1	* FILTER ASSEMBLY -(Includes Ref. Nos. 1250-10, 1250-20, 1250-30, 1250-40 & 1250-50)
1250-10	-----	1	* BASE, Filter, With Poppet -(Not a serviceable part, order kit # 1250)
1250-20	-----	1	* SPRING, Bypass, 1/2" -(Not a serviceable part, order kit # 1250)
1250-30	-----	1	* ACTUATOR, Bypass -(Not a serviceable part, order kit # 1250)
1250-40	-----	1	* DEFLECTOR -(Not a serviceable part, order kit # 1250)
1250-50	-----	1	* BOTTOM, Filter -(Not a serviceable part, order kit # 1250)
1260	1752467YP	1	FAN & PULLEY KIT -(Includes Ref. Nos. 1260-10, 1260-20, 1260-30, 1260-40 & 1260-50)
1260-10	-----	1	* FAN, 7" (10 BLADE) -(Not a serviceable part, order kit # 1260)

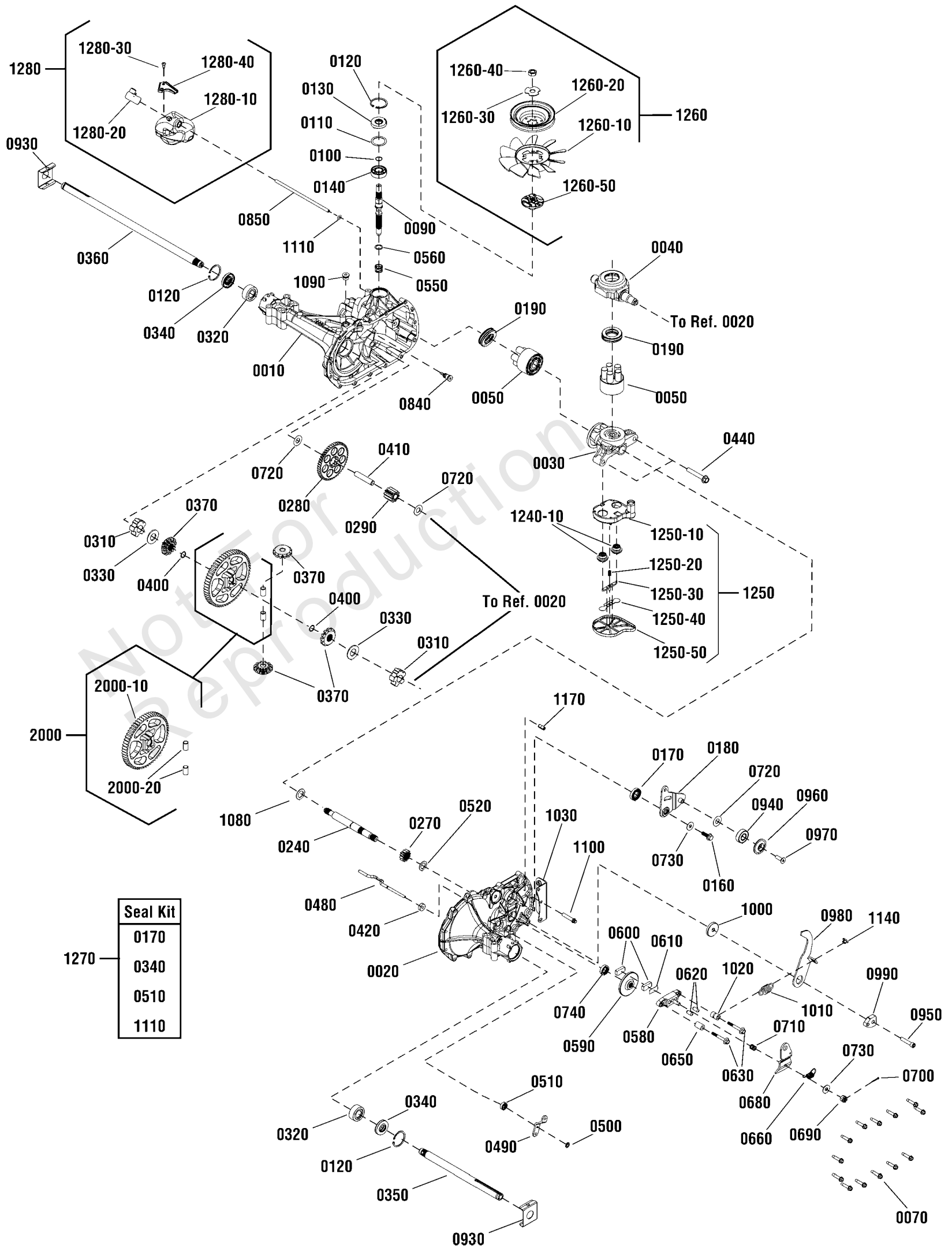
### Footnotes:

Note\* See your local authorized dealership for parts and warranty or contact Hydro Gear at [www.hydro-gear.com/Support/NorthAmerica.aspx](http://www.hydro-gear.com/Support/NorthAmerica.aspx) (U.S. 1-877-728-7410 Int'l 32 (0) 12 670 631)

# Transmission SERVICE PARTS - Hydro Gear 324-0610

Note: Unless noted otherwise, use the standard torque specifications

Mfg. No: 2691291-00



## Transmission SERVICE PARTS - Hydro Gear 324-0610

REF NO	PART NO	QTY	DESCRIPTION
1260-20	-----	1	* PULLEY, Cupped, 4-1/2" -(Not a serviceable part, order kit # 1260)
1260-30	-----	1	* NUT, Hex Jam, With Patch, 1/2-20 -(Not a serviceable part, order kit # 1260)
1260-40	-----	1	* WASHER, Slotted, .53 x 1.63 x .06 -(Not a serviceable part, order kit # 1260)
1260-50	-----	1	* HUB, Pulley -(Not a serviceable part, order kit # 1260)
1270	1752468YP	1	SEAL & O-RING KIT -(Includes Ref. Nos. 0170, 0340, 0510 & 1110)
1280	1752469YP	1	EXPANSION TANK KIT -(Includes Ref. Nos. 1280-10, 1280-20, 1280-30 & 1280-40)
1280-10	-----	1	* TANK, Expansion -(Not a serviceable part, order kit # 1280)
1280-20	-----	1	* CAP, Expansion Tank -(Not a serviceable part, order kit # 1280)
2000-20	-----	2	* PIN, 1/2
2000-10	-----	1	* GEAR, 60T
2000	-----	1	* KIT, 60T Bull Gear Diff Pins -(Includes Ref. Nos. 2000-10 & 2000-20)
1280-40	-----	1	* BRACKET, Expansion Tank -(Not a serviceable part, order kit # 1280)
1280-30	-----	1	* BOLT, Self Tapping, 10-32 x 1/2 -(Not a serviceable part, order kit # 1280)

Not For  
Reproduction

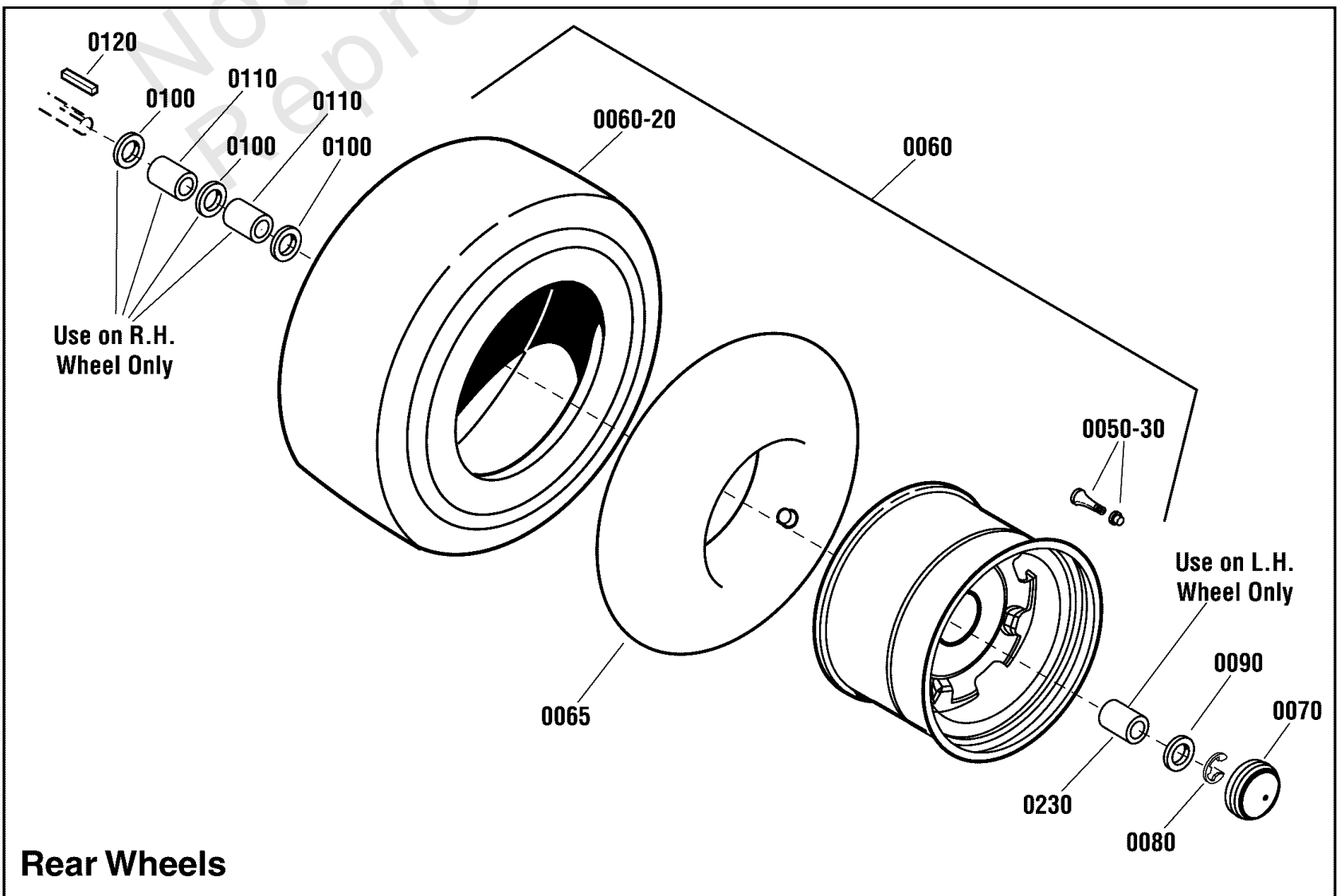
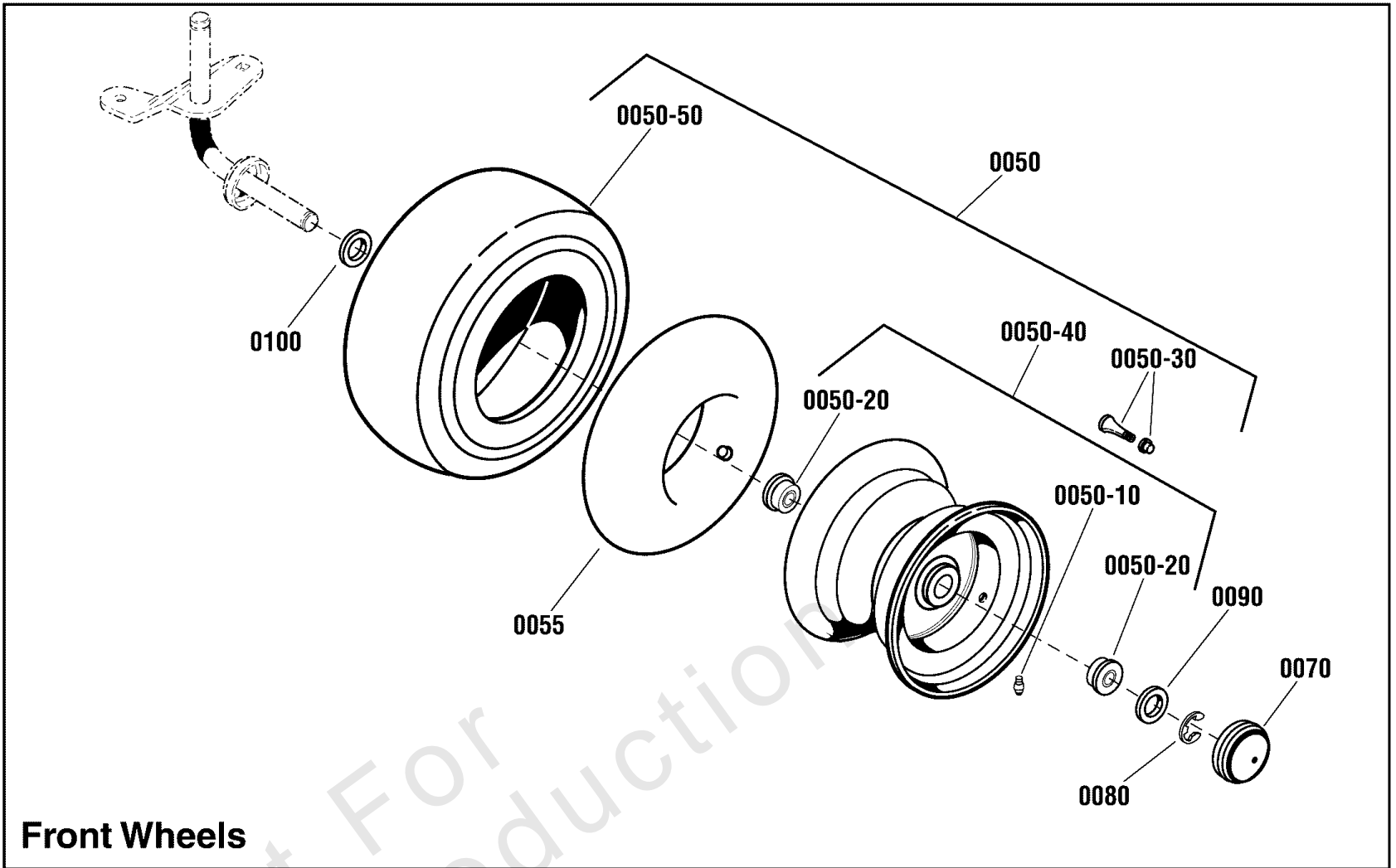
### Footnotes:

Note\* See your local authorized dealership for parts and warranty or contact Hydro Gear at [www.hydro-gear.com/Support/NorthAmerica.aspx](http://www.hydro-gear.com/Support/NorthAmerica.aspx) (U.S. 1-877-728-7410 Int'l 32 (0) 12 670 631)

# Wheel & Tire Group

Note: Unless noted otherwise, use the standard torque specifications

Mfg. No: 2691291-00



## Wheel & Tire Group

REF NO	PART NO	QTY	DESCRIPTION
0050	1729708SM	2	WHEEL& TIRE ASSEMBLY, Front -(Includes Ref. Nos. 0050-10, 0050-20, 0050-30, 0050-40 & 0050-50)
0050-10	2812808SM	2	FITTING, Lube
0050-20	1713167SM	2	BEARING, 3/4
0050-30	2172353SM	4	VALVE STEM & CAP
0050-40	1726301SM	2	WHEEL & BUSHINGS ASSEMBLY, Front -(Includes Ref. Nos. 0050-10 & 0050-30)
0050-50	1731951SM	2	TIRE, Kenda, Turf Rider, Front, 15 x 6.00 - 6
0055	1664090SM	2	TUBE, Tire, Front
0060	885457YP	2	WHEEL & TIRE ASSEMBLY, Rear, 20 X 8-8 -(Includes Ref. Nos. 0050-30 & 0060-20)
0060-20	-----	2	TIRE, Rear, K358 x 20 x 8.94-8 -(Not a serviceable part, order Ref. 0060)
0065	2164247SM	2	TUBE, Tire, Rear
0070	094618MA	4	HUB CAP
0080	0011X3MA	4	RING, E .750D .050T
0090	17X195MA	4	WASHER, Flat
0100	17X160MA	6	WASHER, Flat, 3/4 x 1-1/4
0110	1730181SM	2	SPACER, 3/4 ID x 1-1/4 OD x 1-5/8, RH -(Use on R.H. Side Only)
0120	021553MA	2	KEY, Square, 3/16
0230	885578YP	1	SPACER, Wheel, LH -(Use on L.H. Side Only)

# Hardware Identification & Torque Specifications

Torque Specification Chart								
FOR STANDARD METRIC MACHINE HARDWARE (Tolerance ± 20%)								
Property Class	5.6		8.8		10.9		12.9	
	Class 5.6		Class 8.8		Class 10.9		Class 12.9	
Size Of Hardware	in/lbs	Nm.	in/lbs	Nm.	in/lbs	Nm.	in/lbs	Nm.
	ft/lbs		ft/lbs		ft/lbs		ft/lbs	
M3	5.88	.56	13.44	1.28	19.2	1.80	22.92	2.15
M4	13.44	1.28	30.72	2.90	43.44	4.10	52.56	4.95
M5	26.4	2.50	60.96	5.75	5.97	8.10	7.15	9.7
M6	44.64	4.3	7.3	9.9	10.3	14	12.1	16.5
M7	5.2	7.1	12.1	16.5	16.9	23	19.9	27
M8	7.7	10.5	17.7	24	25	34	29	40
M10	15	21	35	48	50	67	59	81
M12	26	36	61	83	86.2	117	103	140
M14	42	58	101	132	136	185	162	220
M16	64	88	147	200	210	285	250	340
M18	89	121	202	275	287	390	346	470
M20	126	171	290	390	405	550	486	660
M22	169	230	390	530	559	745	656	890
M24	217	295	497	375	708	960	840	1140
M27	320	435	733	995	1032	1400	1239	1680
M30	435	590	995	1350	1401	1900	1681	2280
M33	590	800	1349	1830	1902	2580	2278	3090
M36	759	1030	1740	2360	2441	3310	2935	3980
M39	988	1340	2249	3050	3163	4290	3798	5150

Torque Specification Chart						
FOR STANDARD MACHINE HARDWARE (Tolerance ± 20%)						
Hardware Grade	No Marks		SAE Grade 5		SAE Grade 8	
	SAE Grade 2		SAE Grade 5		SAE Grade 8	
Size Of Hardware	in/lbs	Nm.	in/lbs	Nm.	in/lbs	Nm.
	ft/lbs		ft/lbs		ft/lbs	
8-32	19	2.1	30	3.4	41	4.6
8-36	20	2.3	31	3.5	43	4.9
10-24	27	3.1	43	4.9	60	6.8
10-32	31	3.5	49	5.5	68	7.7
1/4-20	66	7.6	8	10.9	12	16.3
1/4-28	76	8.6	10	13.6	14	19.0
5/16-18	11	15.0	17	23.1	25	34.0
5/16-24	12	16.3	19	25.8	29	34.0
3/8-16	20	27.2	30	40.8	45	61.2
3/8-24	23	31.3	35	47.6	50	68.0
7/16-14	30	40.8	50	68.0	70	95.2
7/16-20	35	47.6	55	74.8	80	108.8
1/2-13	50	68.0	75	102.0	110	149.6
1/2-20	55	74.8	90	122.4	120	163.2
9/16-12	65	88.4	110	149.6	150	204.0
9/16-18	75	102.0	120	163.2	170	231.2
5/8-11	90	122.4	150	204.0	220	299.2
5/8-18	100	136	180	244.8	240	326.4
3/4-10	160	217.6	260	353.6	386	525.0
3/4-16	180	244.8	300	408.0	420	571.2
7/8-9	140	190.4	400	544.0	600	816.0
7/8-14	155	210.8	440	598.4	660	897.6
1-8	220	299.2	580	788.8	900	1,244.0
1-12	240	326.4	640	870.4	1,000	1,360.0

The guides and ruler furnished below are designed to help you select the appropriate hardware.



Nut, M8

Thread Diameter (mm)

Inside Diameter (in)      Threads per inch

Nut, 1/2-16



Screw, M8- 1.25 x 25

Thread Diameter (mm)      Distance between threads (mm)      Body Length (mm)

Body Diameter      Threads per inch      Body Length (in)

Screw, 1/2- 16 x 2



## Standard Hardware Sizing

When a washer or nut is identified as 1/2" (M8), this is the *Nominal size*, meaning the *inside diameter* is 1/2 inch (8mm metric thread diameter); if a second number is present it represents the *threads per inch* (distance between threads).

When bolt or capscrew is identified as 1/2 - 16 x 2" (M8 - 1.25 x 50), this means the *Nominal size*, or body diameter is 1/2 inch (8mm metric thread diameter), the second number, 16, represents the *threads per inch*, (*distance between threads*). The final number is the body length of the bolt or screw, 2 inches (50mm).

## NOTES

- These torque values are to be used for all hardware excluding: locknuts, self-tapping screws, thread forming screws, sheet metal screws and socket head setscrews.
- Recommended seating torque values for locknuts:
  - for prevailing torque locknuts - use 65% of grade 5 torques.
  - for flange whizlock nuts and screws - use 135% of grade 5 torques.
- Unless otherwise noted on assembly drawings, all torque values must meet this specification.

## Common Hardware Types

Hex Head Capscrew



Washer



Carriage Bolt



Hex Nut

## Wrench & Fastener Size Guide

1/4" Bolt or Nut Wrench—7/16"	5/16" Bolt or Nut Wrench—1/2"	3/8" Bolt or Nut Wrench—9/16"	7/16" Bolt or Nut Wrench (Bolt)—5/8" Wrench (Nut)—11/16"	1/2" Bolt or Nut Wrench—3/4"
M6 Bolt or Nut Wrench—10mm	M8 Bolt or Nut Wrench—13mm	M10 Bolt or Nut Wrench—17mm	M12 Bolt or Nut Wrench—19mm	M14 Bolt or Nut Wrench—22mm

