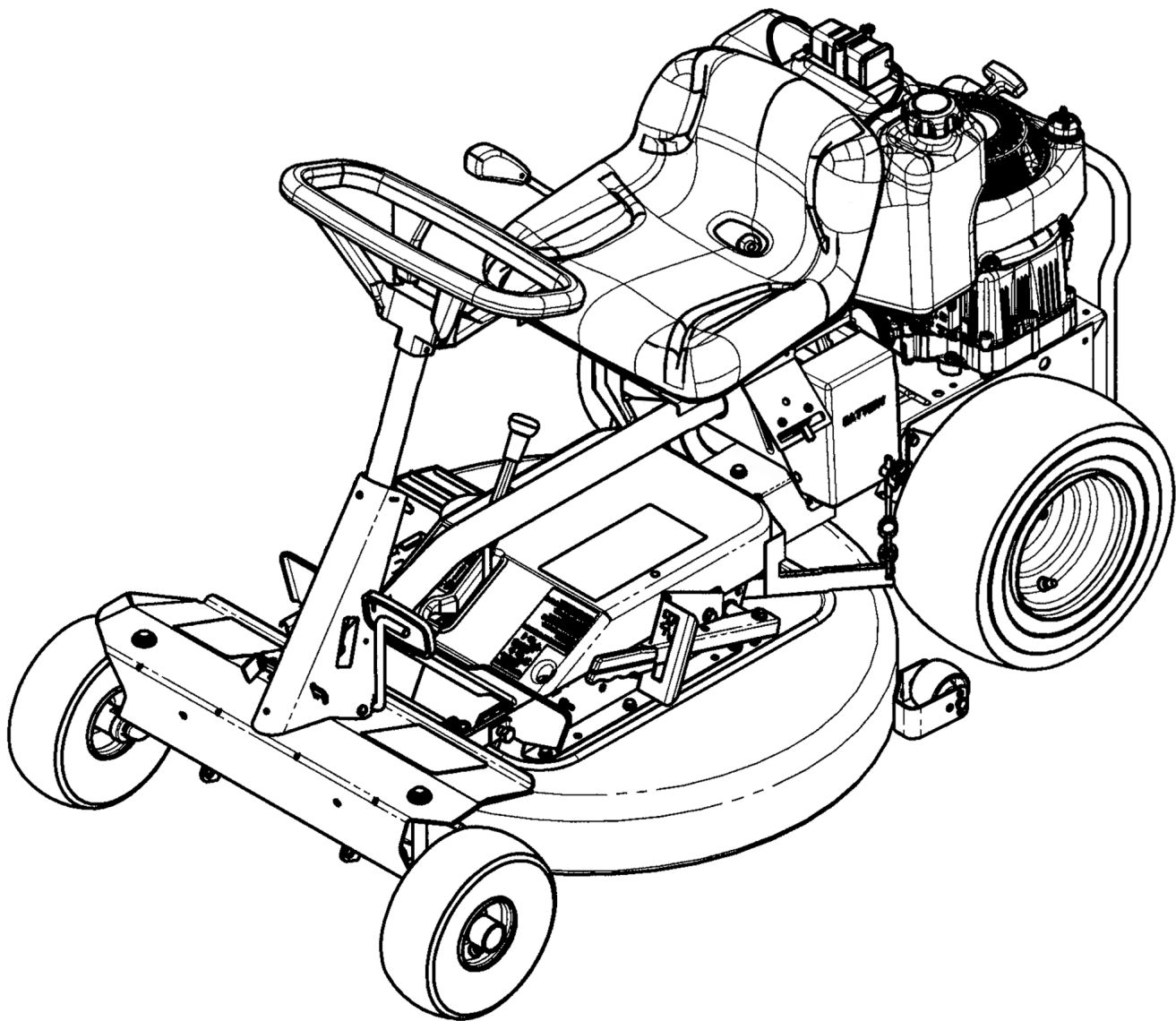




Parts Manual

Mfg. No: 7800787
3317524BVE, 33" 17.5 HP Rear Engine



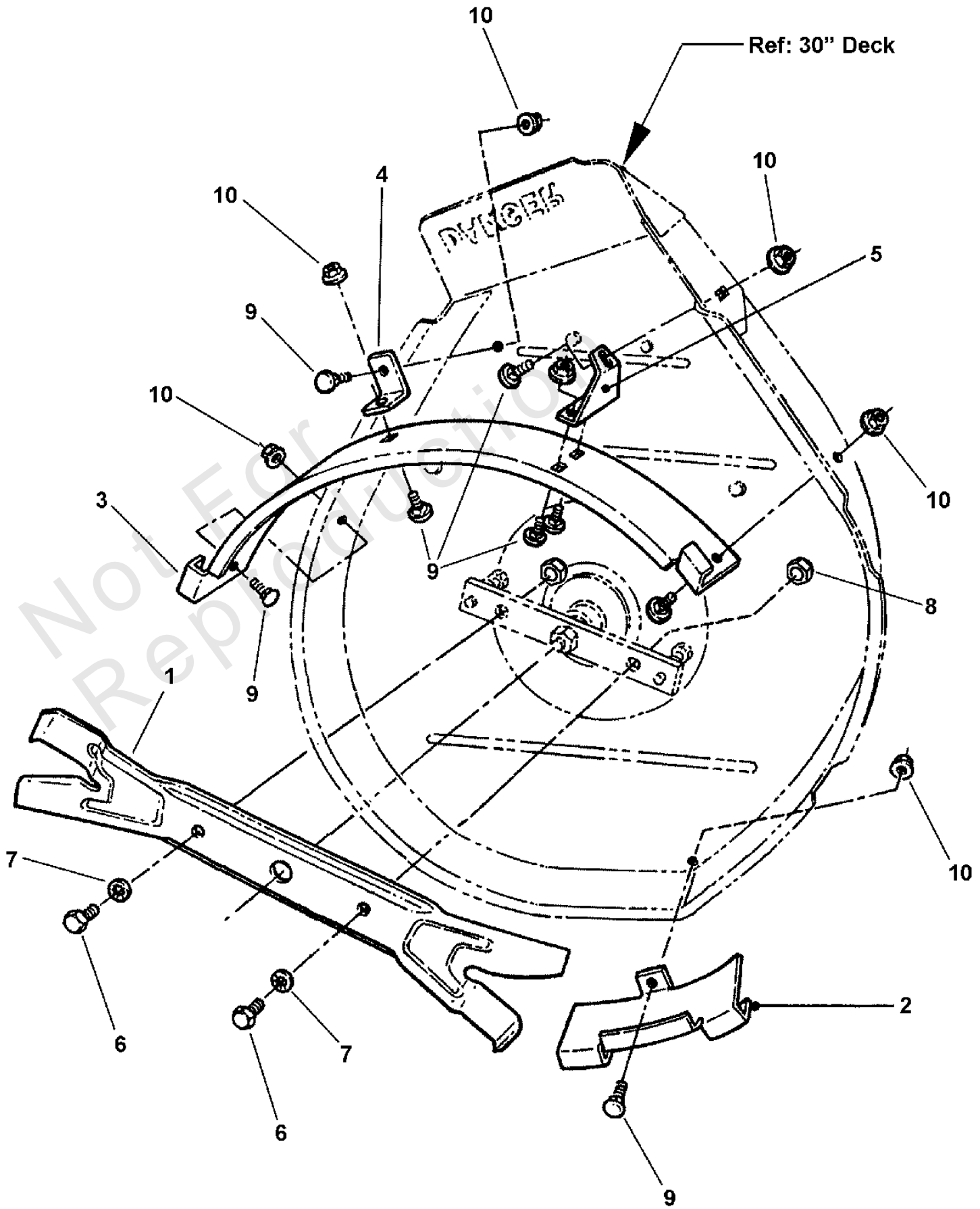
Model Components	Page
30" Deck Recycling Components.....	4
30" Mower Deck & Spindle Group.....	6
Decals Group.....	8
Deck Rails & Lift Group.....	10
Differential, RH Fender & Gear Shift Group.....	14
Electrical Group (11.5 HP Briggs, Recoil Start).....	18
Electrical Group (12.5 HP Briggs E/S).....	20
Electrical Group (14.5 & 17.5 HP Briggs E/S).....	22
Engine Group.....	24
Front End Assembly Group (Narrow).....	28
Front End Assembly Group (Wide).....	30
Main Case, LH Fender & Yoke Lift Group.....	32
Mower Belt, Brake & Interlock Group.....	36
Mower Deck & Spindle Group (28" & 33").....	38
Primary Chain Case & Smooth Clutch Group.....	42
Wheels, Front & Rear Group.....	44
Wiring Schematic (11.5 HP Briggs, Recoil Start).....	46
Wiring Schematic (12.5 HP Briggs, Electric Start).....	48
Wiring Schematic (14.5 & 17.5 HP Briggs, Electric Start).....	50
Torque Specification Chart.....	52

Not For
Reproduction

30" Deck Recycling Components

Note: Unless noted otherwise, use the standard torque specifications

Mfg. No: 7800787



30" Deck Recycling Components

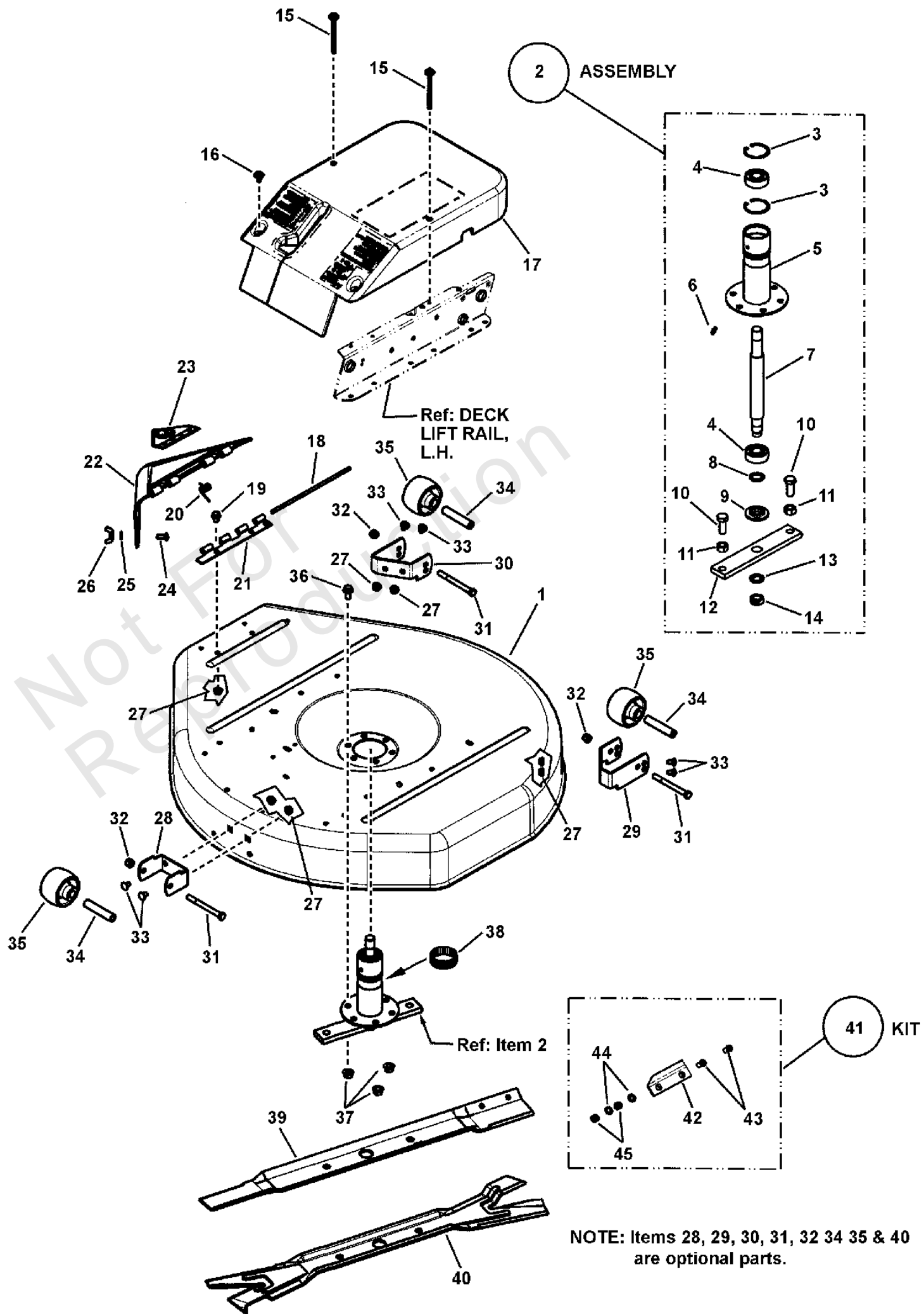
REF NO	PART NO	QTY	DESCRIPTION
1	7026565	1	BLADE, Ninja, 30" -(Ref: 30" Deck Recycling Kit (p/n 7061254))
2	7033996	1	BAFFLE, 30" Deck (small)
3	7033999	1	BAFFLE, 30" Deck (large)
4	7033998	1	ANGLE, Brace, 30" Deck
5	7033997	1	ANGLE, Brace, 30" Deck
6	7090491	2	SCREW, 1/2-20 x 1-1/4" Hex Head Cap, GR 5
7	7090509	2	WASHER, 1/2" Internal Tooth Lock
8	7091939	2	NUT, 1/2-20 Hex, GR 5
9	7090799	8	BOLT, 5/16-18 x 5/8" Short Square Neck Carriage, GR 5 BZ
10	7091601	8	NUT, 5/16-18 Hex Flange Lock, GR 5

Not For
Reproduction

30" Mower Deck & Spindle Group

Note: Unless noted otherwise, use the standard torque specifications

Mfg. No: 7800787



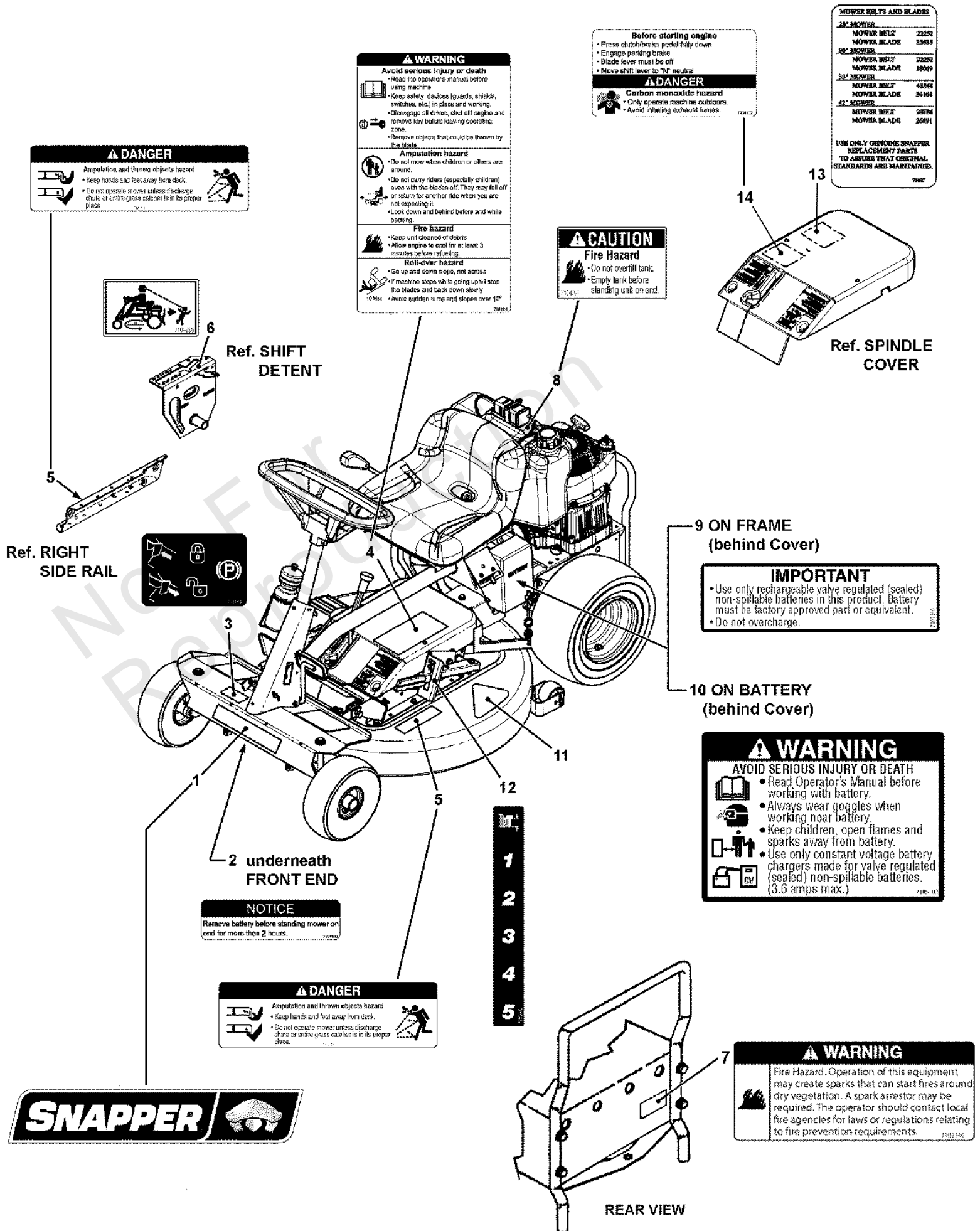
30" Mower Deck & Spindle Group

REF NO	PART NO	QTY	DESCRIPTION
1	7061971	1	DECK, 30" Replacement (Painted deck with decals)
2	7600138	1	KIT, Spindle Assembly
3	7012491	2	RING, 1.85" Internal Retaining
4	7013313	2	BEARING, Spindle
5	7050696	1	WELDMENT, Spindle Housing (includes 7010817, grease fitting)
6	7010817	1	LUBE FITTING, 3/16" Press-In
7	7044785	1	SPINDLE, Rider (10.327" overall length)
8	7010935	1	WASHER, .77 x 1.13 x .06 Flat
9	7014407	1	WASHER, Spindle
10	7090491	2	SCREW, 1/2-20 x 1-1/4" Hex Head Cap, GR 5
11	7091939	2	NUT, 1/2-20 Hex, GR 5
12	7031184	1	HOLDER, Blade
13	7044782	1	SPACER, Blade Centering
14	7090356	1	NUT, 5/8-18 Hex Center Lock Jam
15	7091015	2	SCREW, 1/4-20 x 3-1/2" Hex Head w/Free Spinning Washer
16	7091016	4	SCREW, 1/4-20 x 5/8" Hex Head w/Free Spinning Washer
17	7073434	1	COVER, Spindle
--	7052553	1	ASSEMBLY, Discharge Chute (incl. items 18 & 20 thru 23)
18	7026846	1	PIN, Hinge 6mm x 8.875
19	7090606	3	BOLT, 5/16-18 x 5/8" Hex Flange Lock, GR 5
20	7016428	1	SPRING, Torsion, Deflector
21	7024569	1	HINGE HALF
22	7025047	1	DEFLECTOR, 30"
23	7013010	1	DECAL, Danger (Cut Finger)
24	7091508	2	BOLT, 5/16-18 x 3/4" Short Neck Carriage, GR 5
25	7091296	2	WASHER, 5/16" Flat
26	7091537	2	NUT, 5/16-18 Wing
27	7091601	6	NUT, 5/16-18 Hex Flange Lock, GR 5
28	7034024	1	* BRACKET, Front Anti-Scalp
29	7034026	1	* BRACKET, Anti-Scalp, 30" L.H. Rear
30	7034025	1	* BRACKET, Anti-Scalp, 30" R.H. Rear
31	7090859	3	* SCREW, 3/8-24 x 3-3/4" Hex Head Cap, GR 5
32	7090289	3	* NUT, 3/8-24 Hex Center Lock
33	7090731	6	BOLT, 5/16-18 x 1/2" Short Neck Carriage, GR 5
34	7015272	3	* SPACER, 3"
35	7019190	3	* WHEEL, Gage
36	7091588	3	BOLT, 3/8-16 x 3/4" Hex Flange Lock
37	7091619	3	NUT, 3/8-16 Hex Flange Lock
38	7012670	1	RING, Tolerance
39	7018069	1	BLADE, 30" LC
40	7026565	1	** BLADE, Ninja, 30"
41	7060735	1	KIT, Air Lift (Includes items 42 thru 45) -(Instruction Sheet #7015229)
42	7031724	2	AIR-LIFT, (30" Deck)
43	7090228	4	SCREW, 5/16-24 x 11/16" Oval Head Machine
44	7090391	4	WASHER, 5/16" Internal Tooth Lock
45	7091297	4	NUT, 5/16-24

Footnotes:

Note ** Optional Part

Note: * These parts comprise # 7061157 (Gage Wheel Kit for 30" Snapper Decks)



Decals Group

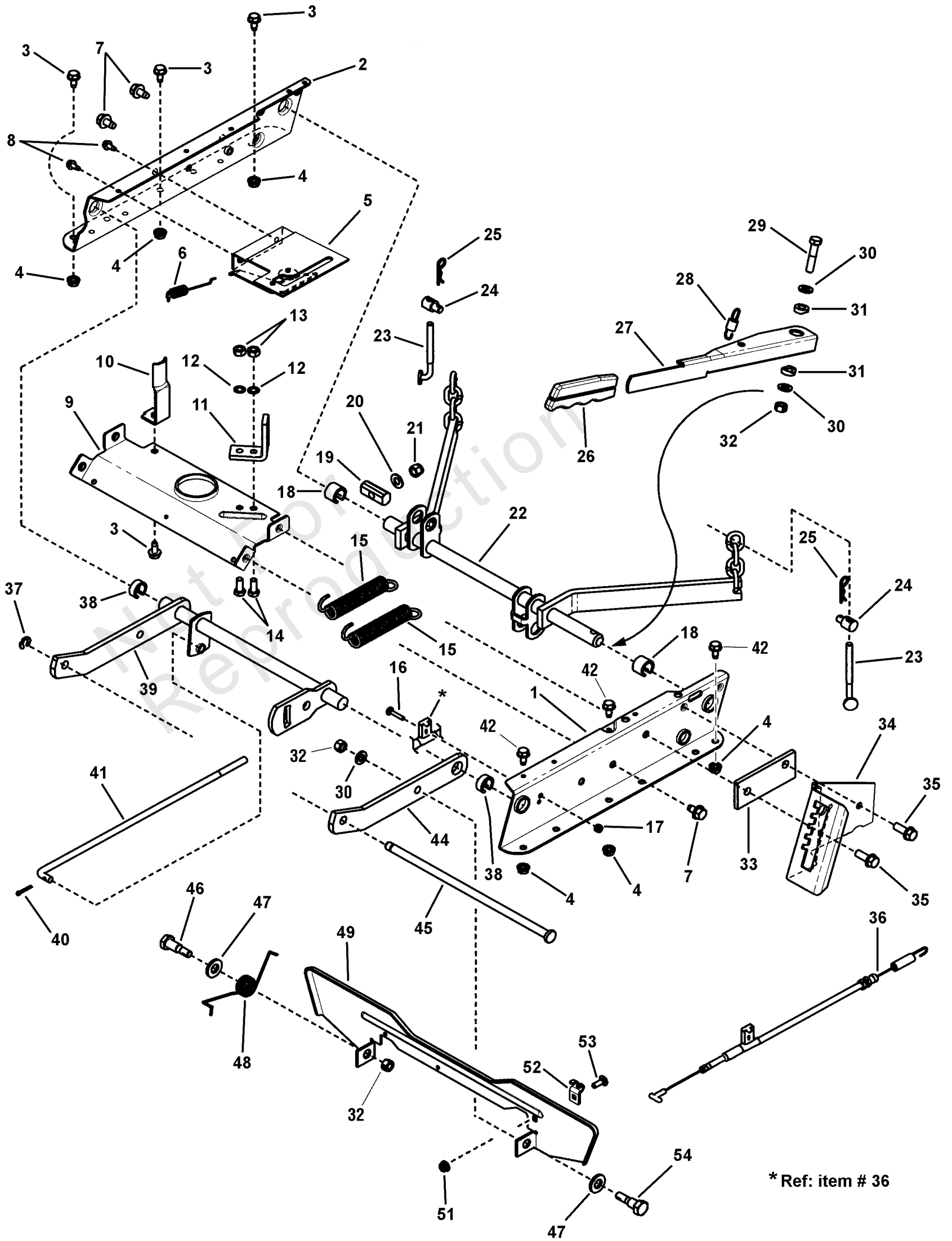
REF NO	PART NO	QTY	DESCRIPTION
1	1751632	1	DECAL, Snapper, Turtle Lockup
2	7101109	1	DECAL, Battery, MY07.5
3	7103219	1	DECAL, ID, Parking Lock
4	7101111	1	DECAL, Safety Panel, Warning, MY07.5
5	7101110	2	DECAL, Danger, Deck, MY07.5
6	7104796	1	DECAL, Reverse Lockout, RER
7	7102746	1	DECAL, Spark Arrestor
8	7104797	1	DECAL, Caution, Fuel Tank, RER
9	7105102	1	DECAL, Important, Battery, Non-Spillable
10	7105103	1	DECAL, Warning, Non-Spillable Battery
11	7104995	1	DECAL, 28" Deck
11	7104996	1	DECAL, 30" Deck
11	7104997	1	DECAL, 33" Deck
12	7103440	1	DECAL, Height-Of-Cut, Symbol, RER
13	7075607	1	DECAL, Service Parts, RER, Domestic
14	7101112	1	DECAL, Safety, Panel, Danger, MY07.5

Not For
Reproduction

Deck Rails & Lift Group

Note: Unless noted otherwise, use the standard torque specifications

Mfg. No: 7800787



* Ref: item # 36

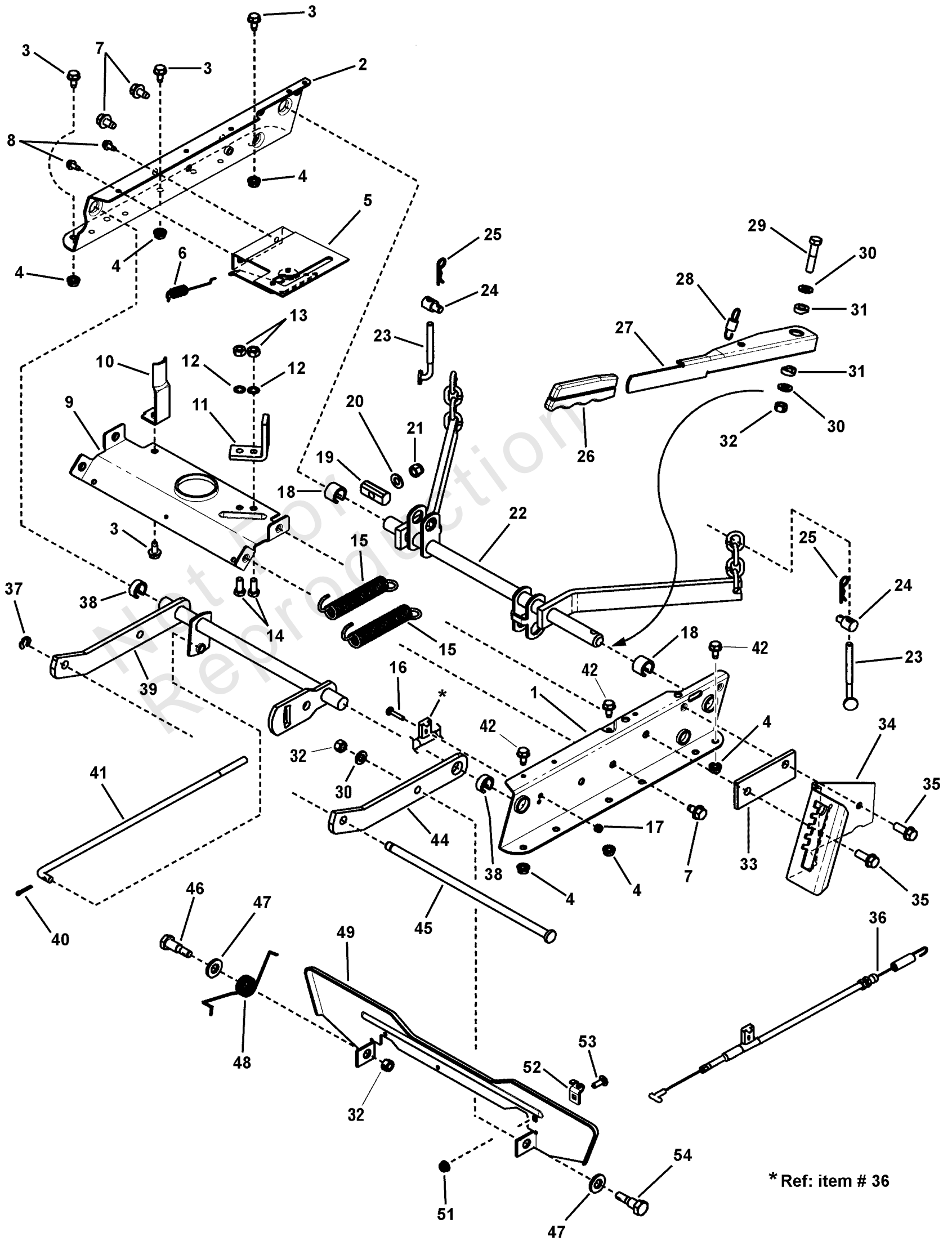
Deck Rails & Lift Group

REF NO	PART NO	QTY	DESCRIPTION
1	7073269YP	1	RAIL, Deck Lift, Left Hand
2	7036430YP	1	RAIL, Deck Lift, Right Hand
3	7090584YP	2	BOLT, 1/4-20 x 1/2 Hex Flange Lock, GR 5, ZP
4	703409	6	NUT, Serrated Lock Flange, 5/16-18
5	7058969YP	1	CLUTCH PLATE ASSY, RLM
6	7074649YP	1	SPRING, Latch, .072 DIA., 3.6" Long
7	7091198SM	3	SCREW, 3/8-16 x 5/8" Hex Washer Self-Tap, BP
8	703949	2	SCREW, 5/16-18 X .625, Hex Washer Head, Thread Roll, Zinc/Clear
9	7031838YP	1	BRACE, Top Rail
10	7031855YP	1	GUIDE, Belt
11	706321	1	ANCHOR
12	703587	2	WASHER, 5/16, Internal Lock, Zinc/Clear
13	703331	2	NUT, 5/16-24, Hex, GR5, Zinc/Clear
14	703336	2	SCREW, 5/16-24 x 3/4 Hex Head Cap, GR 5
15	7046163YP	2	SPRING, Assist
16	7092051YP	1	BOLT, #10-24 x 1" Flat Head Square Neck
17	703412	1	NUT, #10-24, Hex Nylock, GRB, Zinc/Clear
18	7012068YP	2	RING, Rear Lift Arm (Blue)
19	7034213YP	1	PIVOT, Leveling
20	703590	1	WASHER, 3/8
21	703901	1	NUT, 3/8-24, Hex Nylock, Zinc/Clear
22	7059324YP	1	WELDMENT, Rear Lift Arm
23	703827	2	ADJUSTER, Chain (5/16-18 X 3.68")
24	7028200SM	2	SWIVEL, ADJUSTABLE, 5/16-18+.109 hole
25	703300	2	PIN, Hair, 3/32 x 1 5/8
26	7105356YP	1	GRIP, DECK LIFT
27	7046155YP	1	LEVER, Height of Cut
28	7046159YP	1	SPRING, Lever
29	703866	1	SCREW, 3/8-24 x 1-3/4" Hex Head Cap, GR 5
30	7032030SM	2	WASHER, 13/32" ID x 1.25" x 1/8" Thick, Flat, ZP
31	7071920YP	2	SPACER, Deck Lift
32	703458	3	NUT, 3/8-24 Hex Center Lock, GR B, YZ
33	7046217YP	1	SPACER, Detent
34	7046157YP	1	DETENT, Height Adjust
35	704000	2	SCREW, 3/8-16 X 1.0, Hex Washer Self-Tap, ZC/CL
36	7073216YP	1	CABLE ASSEMBLY, No Reverse in Mow
37	7017847YP	1	RING, .438 External Retaining
38	7012067YP	2	RING, Front Lift Arm (Red)
39	7058041YP	1	WELDMENT, Front Lift Arm
40	703958	1	PIN, 1/8 X 0.75, Cotter, Zinc/Clear
41	7016122YP	1	ROD, Leveling (3/4-24 thread)
42	703823	3	BOLT, 5/16-18 x 5/8 Hex Flange lock, GR 5, YZ
44	7032997YP	1	ARM, Front Lift
45	7022717YP	1	ROD, Deck Support (Front Lift Arm to Front End)
46	7015446YP	1	BOLT, 3/8-24 X 9/16, 1/2 Dia. Shoulder, ZP
47	704123	1	WASHER, .531 ID X 1.063 OD X .094 Thk, Flat, ZC/CL
48	7015448YP	1	SPRING, Pedal
49	7073267YP	1	FOOT PEDAL, Blade Stop Control
51	703233	1	NUT, 1/4-20 Hex Flange Lock, GR 5, Zinc/Clear
52	7073217YP	1	CLIP, Cable
53	703575	1	BOLT, 1/4-20 x 3 x 3/4" Square Neck Carriage, GR 5

Deck Rails & Lift Group

Note: Unless noted otherwise, use the standard torque specifications

Mfg. No: 7800787



Deck Rails & Lift Group

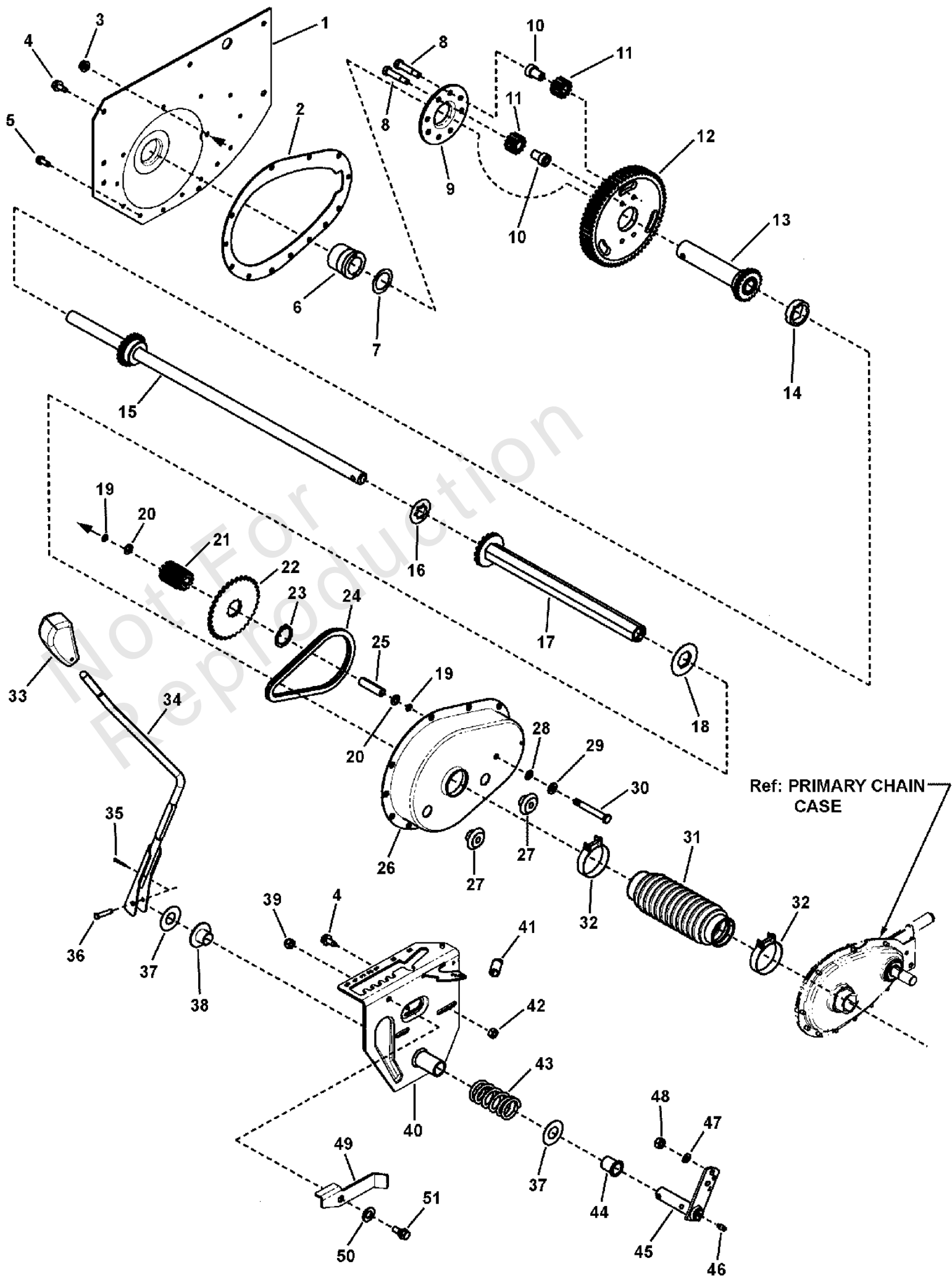
REF NO	PART NO	QTY	DESCRIPTION
54	7015495YP	1	SHOULDER BOLT, 3/8-24 w/Nylon Patch, GR 5

Not For
Reproduction

Differential, RH Fender & Gear Shift Group

Note: Unless noted otherwise, use the standard torque specifications

Mfg. No: 7800787



Differential, RH Fender & Gear Shift Group

REF NO	PART NO	QTY	DESCRIPTION
1	7037280	1	FENDER, Right Hand (1.62" Dia. Hole)
2	7028762	1	GASKET, Transmission Case
3	7010969	1	NUT, 5/16-24 Flange Lock (Large)
4	7090361	10	SCREW, 5/16-18 x 5/8" Hex Washer Self-Tap
5	7091819	13	SCREW, 1/4-20 x 5/8" Hex Washer Head Self-Tap
6	7012296	1	BEARING, Axle (R. H. Fender)
7	7031079	1	WASHER, Thrust
8	7012333	4	BOLT, 5/16-24 x 1-5/8" Hex Special Lock (Vibresist) -(replace after each use)
9	7038067	1	PLATE, Differential -(Note: 4 holes offset - align properly to prevent binding.)
10	7022115	4	SPACER, Pinion
11	7021127	4	GEAR, Differential Pinion (12T 12P)
12	7021158	1	GEAR, 63 Tooth 10 Pitch (4 Hole)
13	7600137	1	KIT, Short Axle Assembly, 23T (Includes Gear)
14	7074431	1	SPACER, Differential (1.25" ID x .423 Wide)
15	7075479	1	KIT, Long Axle (Includes welded Gear and item #14)
16	7011072	1	WASHER, Thrust
17	7051584	1	* ASSEMBLY, Drive Hex Tube
18	7010988	1	WASHER, Nylon
19	7011156	2	O-RING, 5/16"
20	7011782	2	WASHER, 5/16" Belleville
21	7200128	1	GEAR, 11 Tooth, 10 Pitch
22	7021129	1	SPROCKET, 34T, 3/8P
23	7010965	1	RING, 1-3/16" External Retaining
24	7010941	1	CHAIN, 46 Pitch (#35 Endless)
25	7021128	1	SPACER, Differential Case
26	7037279	1	CASE, Transmission
27	7011024	1	PLUG, 1/2" Cup Insert
28	7090395	1	WASHER, 5/16" External Tooth Lock
29	7090188	1	WASHER, .34 x .69 x .08 Flat
30	7011042	1	SCREW, 5/16-24 x 2-5/8" Hex Head Cap
31	7075115	1	BOOT, Oil Seal (Short Axle)
32	7012332	2	BOOT CLAMP, 2"
33	7023656	1	GRIP, Shift Handle
34	7059212	1	WELDMENT, Shift Handle
35	7091597	1	PIN, 3/32 x 3/4" Cotter
36	7023914	1	PIN, 1/4 x 1-3/4" Tapered Clevis
37	7031036	2	WASHER, Thrust
38	7019245	1	BUSHING, 3/4 x 1.62 Flange (Nylon)
39	7091298	1	NUT, 5/16-18 Hex Nyloc
40	7600139	1	* KIT, Speed Adjustment Latch Assembly
41	7026292	1	SPRING -(part of Speed Adjustment Latch Ass'y)
42	7091511	1	NUT, 5/16-18 Hex, GR 5 or B
43	7010754	1	SPRING, Shift Detent
44	7019246	1	BUSHING, 3/4 x I.O. Flange (Nylon)
45	7043201	1	WELDMENT, Arm, Shift Handle (w/grease ftg. Hole)

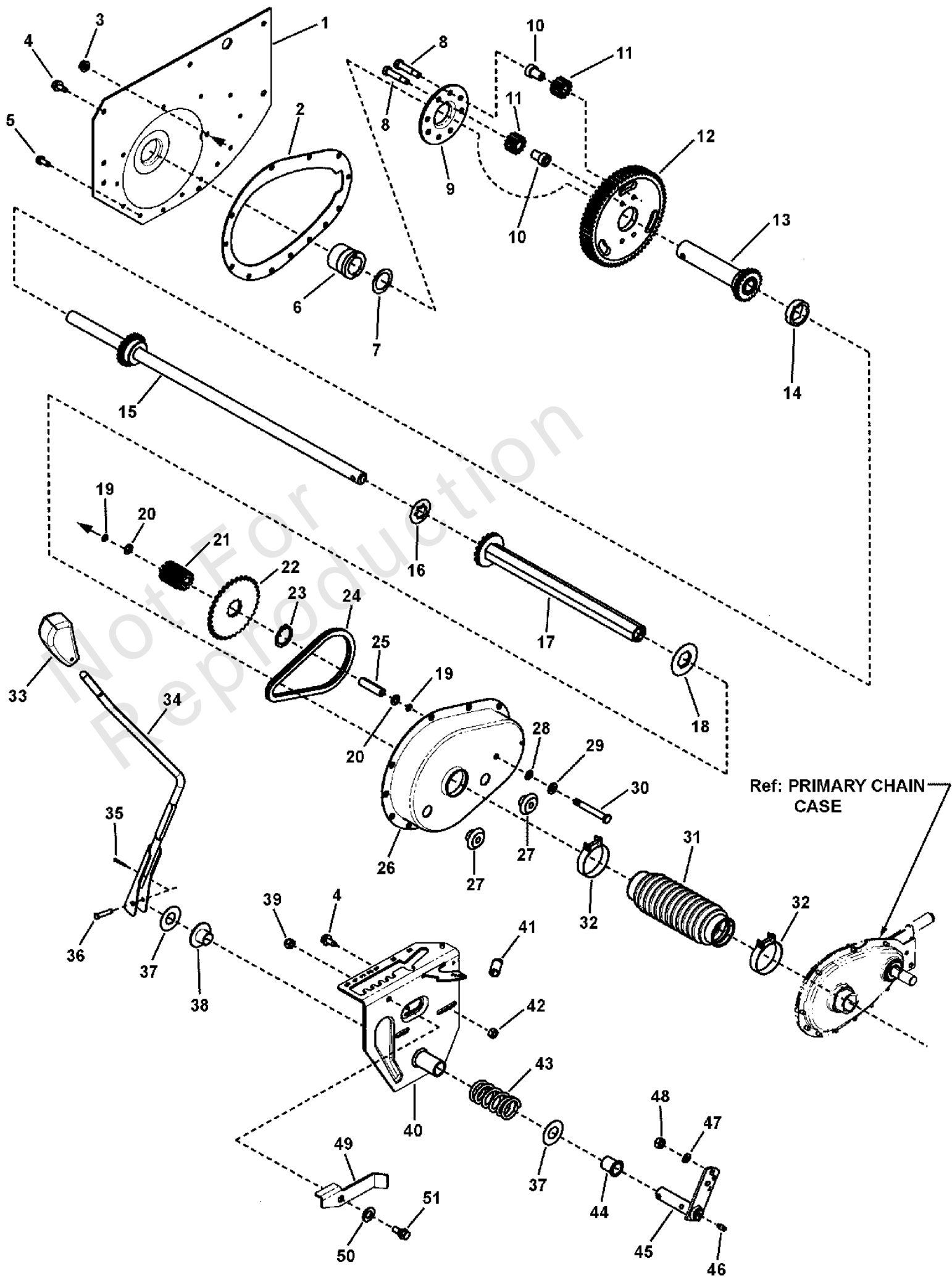
Footnotes:

NOTE: * Assembly is comprised of: Shift Detent Weldment (7041232), Shoulder Rivet (7029022), Reverse Stop (7073218) & item 41.
Note: * Assembly includes two bearings inside hex tube (p/n 7015140, not shown) & one nylon washer (p/n 7010988, item 18).

Differential, RH Fender & Gear Shift Group

Note: Unless noted otherwise, use the standard torque specifications

Mfg. No: 7800787



Differential, RH Fender & Gear Shift Group

REF NO	PART NO	QTY	DESCRIPTION
46	7010817	1	LUBE FITTING, 3/16" Press-In
47	7091315	1	WASHER, .32 x .58 x .08 Split Lock
48	7091297	1	NUT, 5/16-24 Hex, GR 5
49	7073289	1	LEVER, Over-Ride
50	7091595	1	WASHER, .47 x .92 x .065 Flat
51	7015761	1	SHOULDER BOLT, 5/16-18
--	7061017		GREASE, Transmission, 00 (24 oz. Required)(Not shown)
--	7060411		KIT, Differential (4 Pinion)(Includes items 1 thru 30)
--	7060412		KIT, Long & Short Axle (Includes items 23, 24, & 25)

Not For
Reproduction

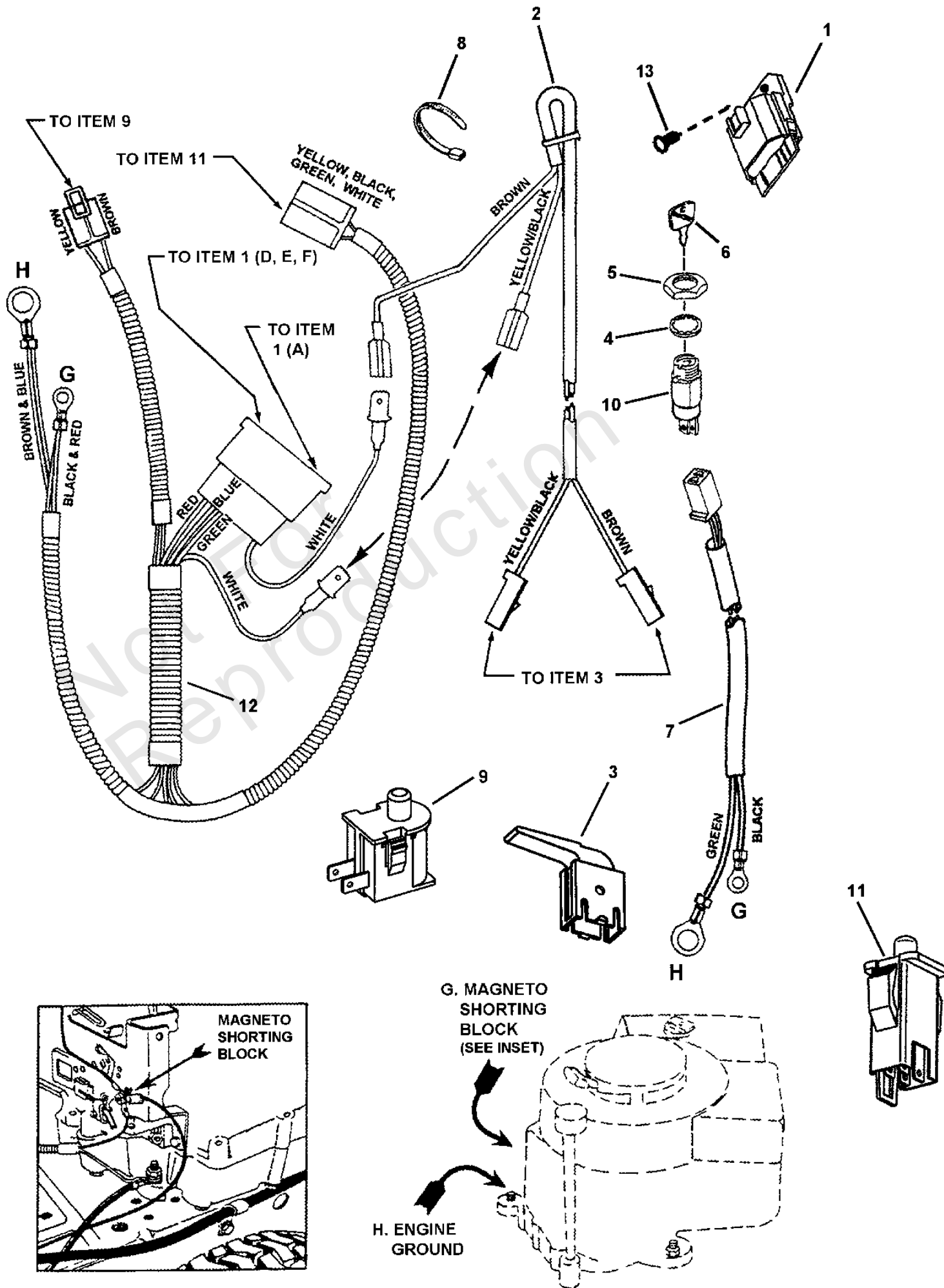
Footnotes:

NOTE: * Assembly is comprised of: Shift Detent Weldment (7041232), Shoulder Rivet (7029022), Reverse Stop (7073218) & item 41.
Note: * Assembly includes two bearings inside hex tube (p/n 7015140, not shown) & one nylon washer (p/n 7010988, item 18).

Electrical Group (11.5 HP Briggs, Recoil Start)

Note: Unless noted otherwise, use the standard torque specifications

Mfg. No: 7800787



Electrical Group (11.5 HP Briggs, Recoil Start)

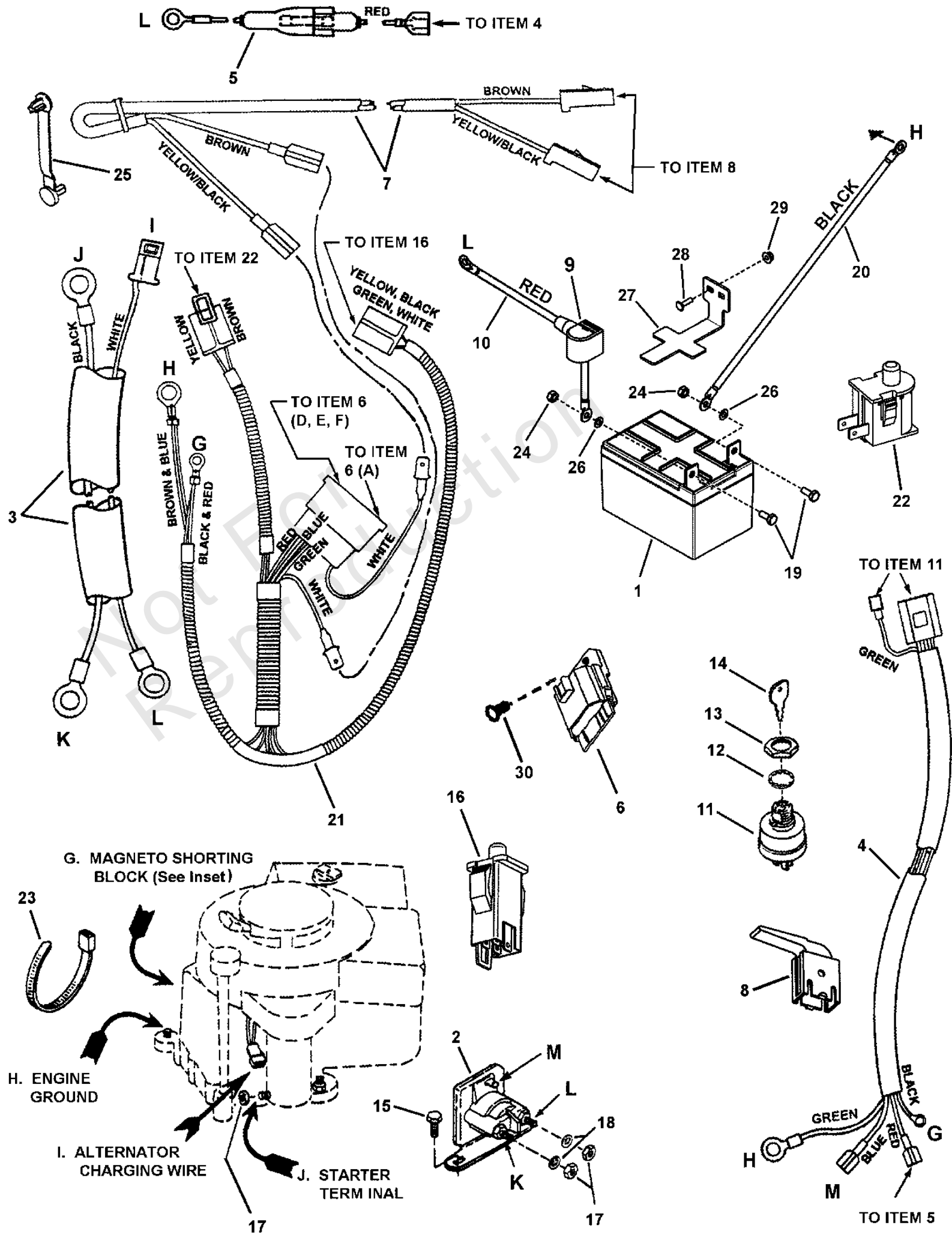
REF NO	PART NO	QTY	DESCRIPTION
1	7028606	1	INTERLOCK MODULE, Briggs
2	7028386	1	HARNESS, (Deck Interlock Wiring)
3	7018524	1	SWITCH, Deck Interlock (NO)
4	7090880	1	WASHER, 5/8" Internal Tooth Lock
5	7015438	1	NUT, 5/8-32 Hex
6	1737836	1	KEYS, BLISTER PK KIDS+MWRS DON'T MIX,DOM
7	7073714	1	HARNESS, Ground (Recoil Start)
8	7012080	1	CABLE TIE, 7"
9	7023354	1	SWITCH, Seat (NC)
10	7017817	1	SWITCH, Ignition, (2-Pole) (Recoil Start)
11	7022886	1	SWITCH, Operator Presence Control (OPC) Traction (NC/NO)
12	7028607	1	HARNESS, Operator Presence Control (OPC) Wire
13	7091272	1	FASTENER, 1/4" Ratchet

Not For
Reproduction

Electrical Group (12.5 HP Briggs E/S)

Note: Unless noted otherwise, use the standard torque specifications

Mfg. No: 7800787



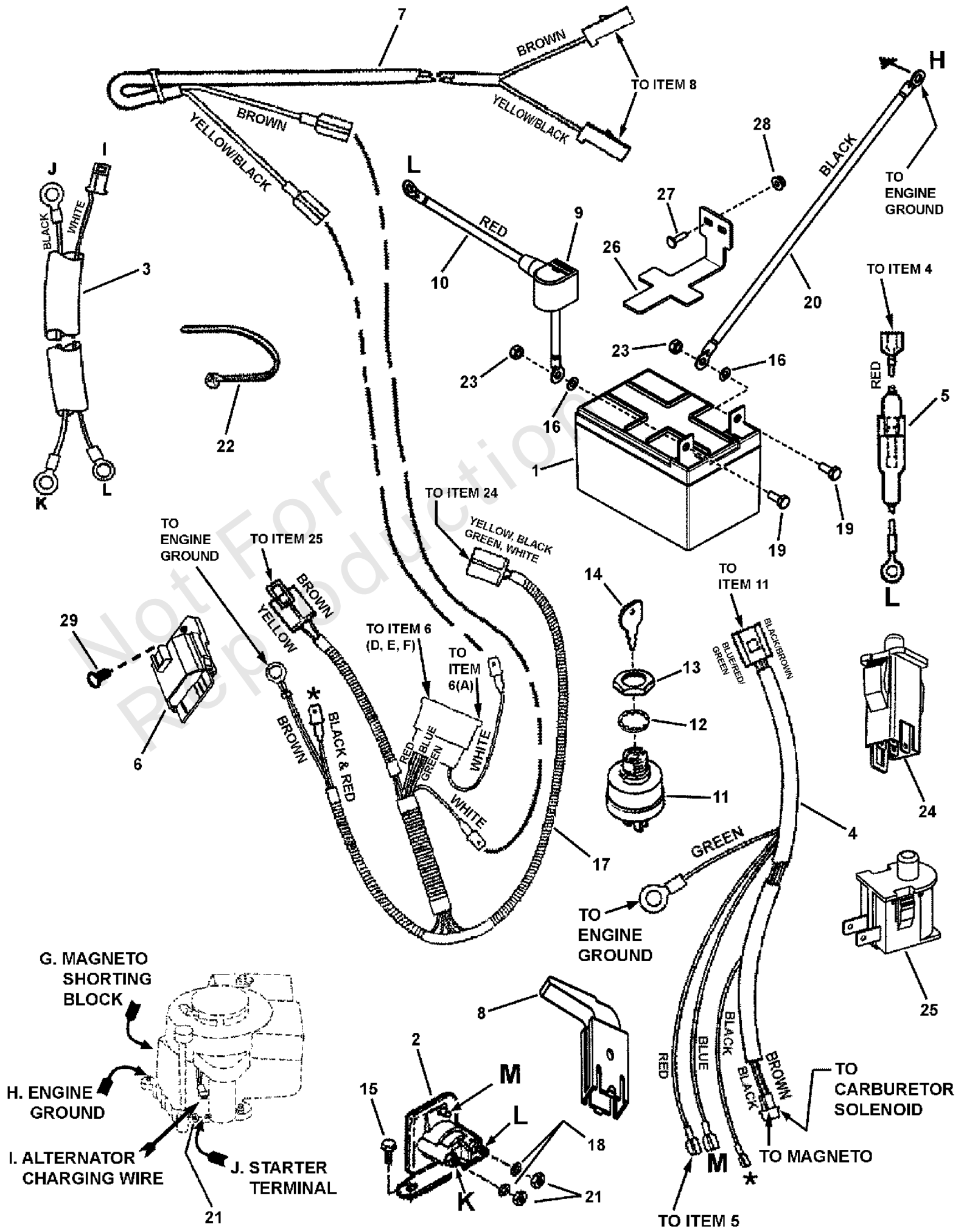
Electrical Group (12.5 HP Briggs E/S)

REF NO	PART NO	QTY	DESCRIPTION
1	7600188	1	BATTERY KIT, 12V 20HR: 190CCA
2	7075671	1	SOLENOID, Super Trombetta, RER
3	7022788	1	WIRE HARNESS, Starter
4	7073715	1	WIRE HARNESS, M Series, Electric Start
5	7016168	1	HOLDER, Fuse
--	7016169	1	FUSE, 10 Amp (Not shown)
6	7028606	1	INTERLOCK MODULE, Briggs
7	7028386	1	HARNESS, (Deck Interlock Wiring)
8	7018524	1	SWITCH, Deck Interlock (NO)
9	7105082	1	BOOT, Insulator
10	7019326	1	WIRE, Positive, 17" Long
11	7073797	1	SWITCH, Ignition, 4 Terminal, Indak
12	7090880	1	WASHER, 5/8" Internal Tooth Lock
13	7015438	1	NUT, 5/8-32 Hex
14	1737836	1	KEYS, BLISTER PK KIDS+MWRS DON'T MIX,DOM
15	7091122	2	SCREW, 1/4-20 x 1/2" Hex Washer Self-Tap
16	7022886	1	SWITCH, Operator Presence Control (OPC) Traction (NC/NO)
17	7091576	3	NUT, 1/4-20 Hex, GR 5 or B
18	7090053	2	WASHER, 1/4" Internal Tooth Lock
19	7090072	2	SCREW, 1/4-20 x 5/8 Hex Head Cap, GR 5, YZ
20	7028027	1	WIRE, Negative, 15" Long, Black
21	7028607	1	HARNESS, Operator Presence Control (OPC) Wire
22	7023354	1	SWITCH, Seat (NC)
23	7012080	1	CABLE TIE, 7"
24	7090372	2	NUT, 1/4-20 Hex Center Lock, GR 5 or B
25	7014451	1	CABLE TIE, 3.19" long
26	7012485	2	RETAINER, 1/4" Bolt, BP
27	7301200BZ	1	BRACKET, Battery, RER
28	7900056	2	BOLT, #10-24 x 3/4, Round Head Square Neck Carriage, YZ
29	7091079	2	NUT, #10-24 Hex Flange Lock, BZ
30	7091272	1	FASTENER, 1/4" Ratchet

Electrical Group (14.5 & 17.5 HP Briggs E/S)

Note: Unless noted otherwise, use the standard torque specifications

Mfg. No: 7800787



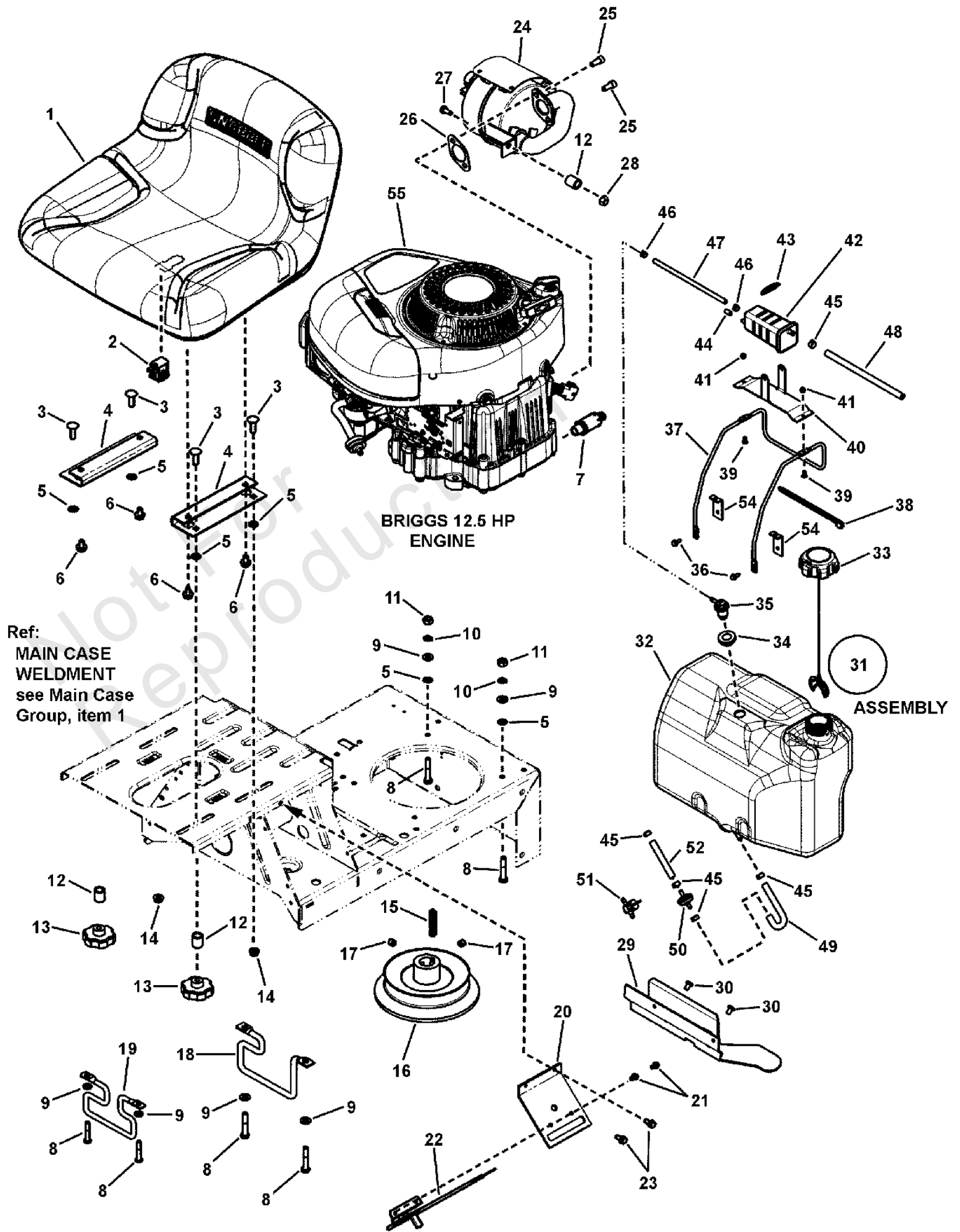
Electrical Group (14.5 & 17.5 HP Briggs E/S)

REF NO	PART NO	QTY	DESCRIPTION
1	7600188	1	BATTERY KIT, 12V 20HR: 190CCA
2	7075671	1	SOLENOID, Super Trombetta, RER
3	7022788	1	WIRE HARNESS, Starter
4	7074406	1	WIRE HARNESS, Key Switch, 14.5 B&S
5	7016168	1	HOLDER, Fuse
--	7016169	1	FUSE, 10 Amp (Not shown)
6	7028606	1	INTERLOCK MODULE, Briggs
7	7028386	1	HARNESS, (Deck Interlock Wiring)
8	7018524	1	SWITCH, Deck Interlock (NO)
9	7105082	1	BOOT, Insulator
10	7019326	1	WIRE, Positive, 17" Long
11	7026343	1	SWITCH, Ignition-Afterfire Solenoid
12	7090880	1	WASHER, 5/8" Internal Tooth Lock
13	7015438	1	NUT, 5/8-32 Hex
14	1737836	1	KEYS, BLISTER PK KIDS+MWRS DON'T MIX,DOM
15	7091122	2	SCREW, 1/4-20 x 1/2" Hex Washer Self-Tap
16	7012485	2	RETAINER, 1/4" Bolt, BP
17	7028675	1	WIRE HARNESS, B&S (13.5, 14.5 & 17.5)
18	7090053	2	WASHER, 1/4" Internal Tooth Lock
19	7090072	2	SCREW, 1/4-20 x 5/8 Hex Head Cap, GR 5, YZ
20	7028027	1	WIRE, Negative, 15" Long, Black
21	7091576	3	NUT, 1/4-20 Hex, GR 5 or B
22	7012080	1	CABLE TIE, 7"
23	7090372	2	NUT, 1/4-20 Hex Center Lock, GR 5 or B
24	7022886	1	SWITCH, Operator Presence Control (OPC) Traction (NC/NO)
25	7023354	1	SWITCH, Seat (NC)
26	7301200BMYP	1	BRACKET, Battery, RER
27	7900056	2	BOLT, #10-24 x 3/4, Round Head Square Neck Carriage, YZ
28	7091079	2	NUT, #10-24 Hex Flange Lock, BZ
29	7091272	1	FASTENER, 1/4" Ratchet

Engine Group

Note: Unless noted otherwise, use the standard torque specifications

Mfg. No: 7800787



Engine Group

REF NO	PART NO	QTY	DESCRIPTION
1	7075071	1	SEAT, Operator (11.58" tall) (shown) (Michigan V-2400 Series)
1	7075376	1	SEAT, Operator (9.30" tall) (Michigan V-2300 Series)
2	7023354	1	SWITCH, Seat (NC)
3	7091303	4	BOLT, 5/16-18 x 1" Square Neck Carriage, GR 5 YZ
4	7075018BM	2	PLATE, Seat Adapter
5	7011791	6	RETAINER, 5/16" Bolt
6	7091038	4	BOLT, 5/16-18 x 1/2" Hex Flange Nyloc
7	7027972	1	OIL VALVE ASSEMBLY
8	7091513	4	SCREW, 5/16-24 x 1-3/4" Hex Head Cap, GR 5
9	7090188	6	WASHER, 11/32" Flat
10	7091315	4	WASHER, .32 x .58 x .08 Split Lock
11	7091297	4	NUT, 5/16-24 Hex, GR 5
12	7013849	3	SPACER, .33 x .63 x .156
13	7023735	2	KNOB, Fluted, 5/16-18
14	7090951	2	NUT, 5/16-18 Large Flange Center lock
15	7010210	1	KEY, 1/4" Square x 2" Long
16	7072658	1	WELDMENT, 5.75" O.D. Drive Disc
16	7074187	1	WELDMENT, 5.25" O.D. Drive Disc
17	7090132	2	SET SCREW, HRSS, 3/8-16 x 3/8"
18	7017653BZ	1	BELT GUIDE, 28" (5.74" Bolt Pattern, 4.74" Belt Gap)
19	7036418BZ	1	BELT GUIDE, 30/33 (5.74" Bolt Pattern, 5.0" Belt Gap)
20	7033470	1	PLATE, Throttle
21	7090913	2	SCREW, #10-24 x 1/2" Hex Washer Self-Tap (Torx)
22	7022751	1	CONTROL, Throttle (23.6" long) (Briggs Engines)
23	7091122	2	SCREW, 1/4-20 x 1/2" Hex Washer Self-Tap
24	7074453	1	MUFFLER, w/Heat Shield (Briggs 11 thru 17HP)
25	7091738	2	SET SCREW, 5/16-18 x 3/4" Socket Head, GR8
26	7015352	1	GASKET, Exhaust
27	7091819	1	SCREW, 1/4-20 x 5/8" Hex Washer Head Self-Tap
28	7091065	1	NUT, 1/4-20 Hex Flange Lock
29	7301145BM	1	BRACKET, Mounting Tank, RER
30	7091542	2	SCREW, 5/16-18 x 1/2" Pan Head Self-Tap (Torx #T-40)
31	7105041	1	ASSEMBLY, Fuel Tank, Fluorinated, RER (Incl: Tank, Cap, Grommet & Vent)
32	-----	1	TANK, Fuel w/Filler Drop Tube, Fluorine, RER (Use 7105041)
33	7102956	1	CAP ASSEMBLY, Ratchet, Non Vented-w/Tether
34	209043	1	GROMMET
35	7104638	1	ASSEMBLY, Remote Vent, No Valve
36	7900067	2	SCREW, 1/4-20 x .550" Pan Head Self-Tap Torx
37	7104513	1	HOLDER, Fuel Tank, RER
38	7012080	1	CABLE TIE, 7"
39	7091085	2	BOLT, #10-24 x 1/2" Flat Head Square Neck, YZ
40	7301174BM	1	BRACKET, Carbon Canister
41	7091290	2	NUT, #10-24 Hex Nyloc
42	7104634	1	CANISTER, Carbon 140CC - RER
43	7104930	1	SPRING, Tension
44	7023606	1	CAP, Vinyl
45	7029900	5	CLAMP, .490 x .31
46	7105075	2	CLAMP, Hose - CTL

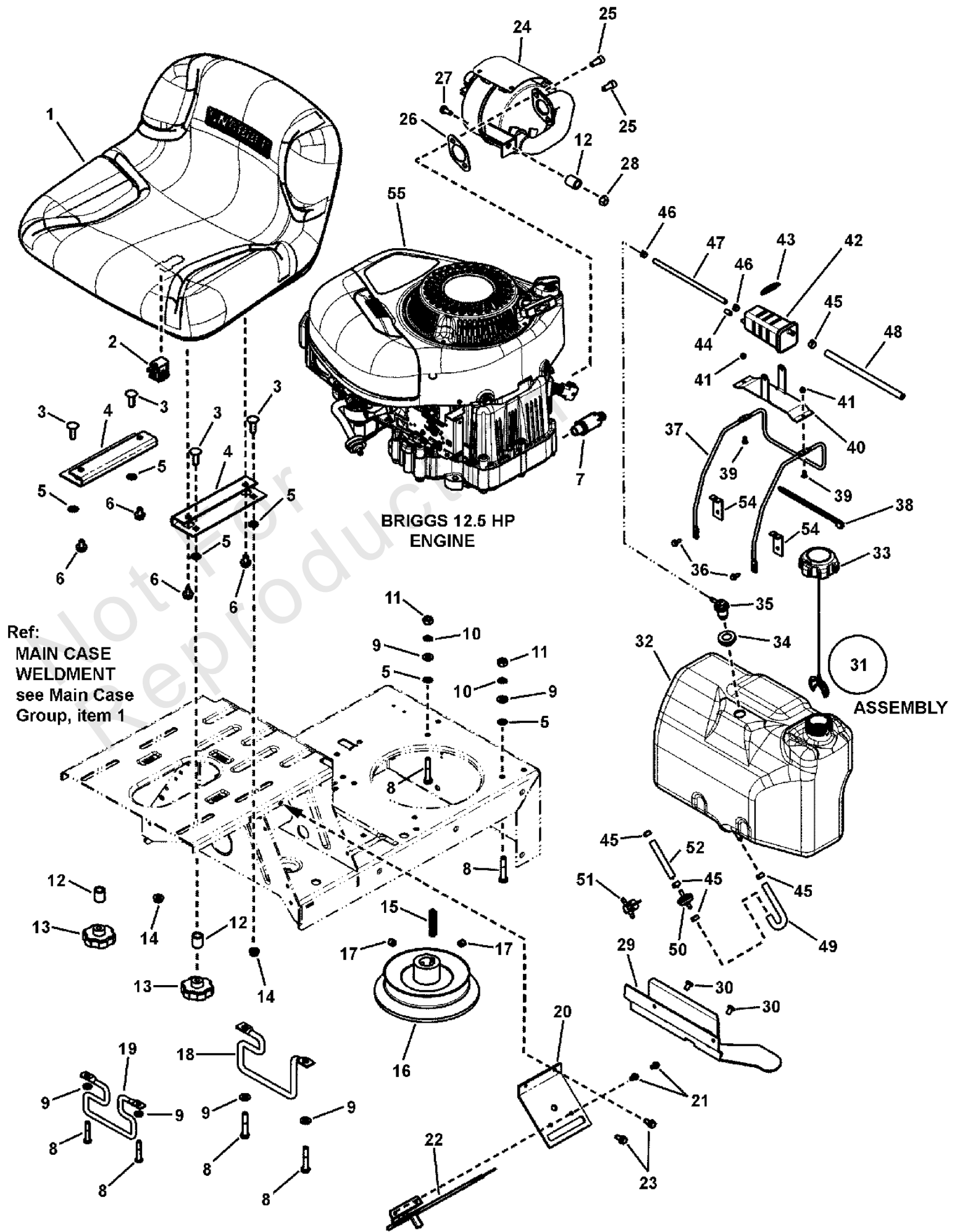
Footnotes:

Note: * Purchase engine parts from engine manufacture dealer.

Engine Group

Note: Unless noted otherwise, use the standard torque specifications

Mfg. No: 7800787



Engine Group

REF NO	PART NO	QTY	DESCRIPTION
47	7200138	1	HOSE, Vapor, (5MM ID x 9 MM OD x 8.5")
48	7200111	1	HOSE, Fuel, Low Perm, 1/4" ID x 9"
49	283972	1	HOSE, Fuel
50	7014359	1	FILTER, Fuel (In-Line)
51	7024507	1	VALVE, Fuel Shut-Off (Accessory)
52	7073240	1	HOSE, Fuel (5" long)
53	7091576	1	NUT, 1/4-20 Hex, GR 5 or B (not shown)
54	7301224BZ	2	BRACKET, Tank Brace
55	217802-3113-G5	1	* ENGINE, 11.5HP, B&S I/C W/ AVS RER
55	219977-0146-G5	1	* ENGINE, 12.5HP, B&S W/ OIL FILTER, RER
55	31E577-0114-G5	1	* ENGINE, 14.5HP, INTEK, RER
55	31G777-0156-G5	1	* ENGINE, 17.5HP, B&S, INTEK W/ AVS, RER

Not For
Reproduction

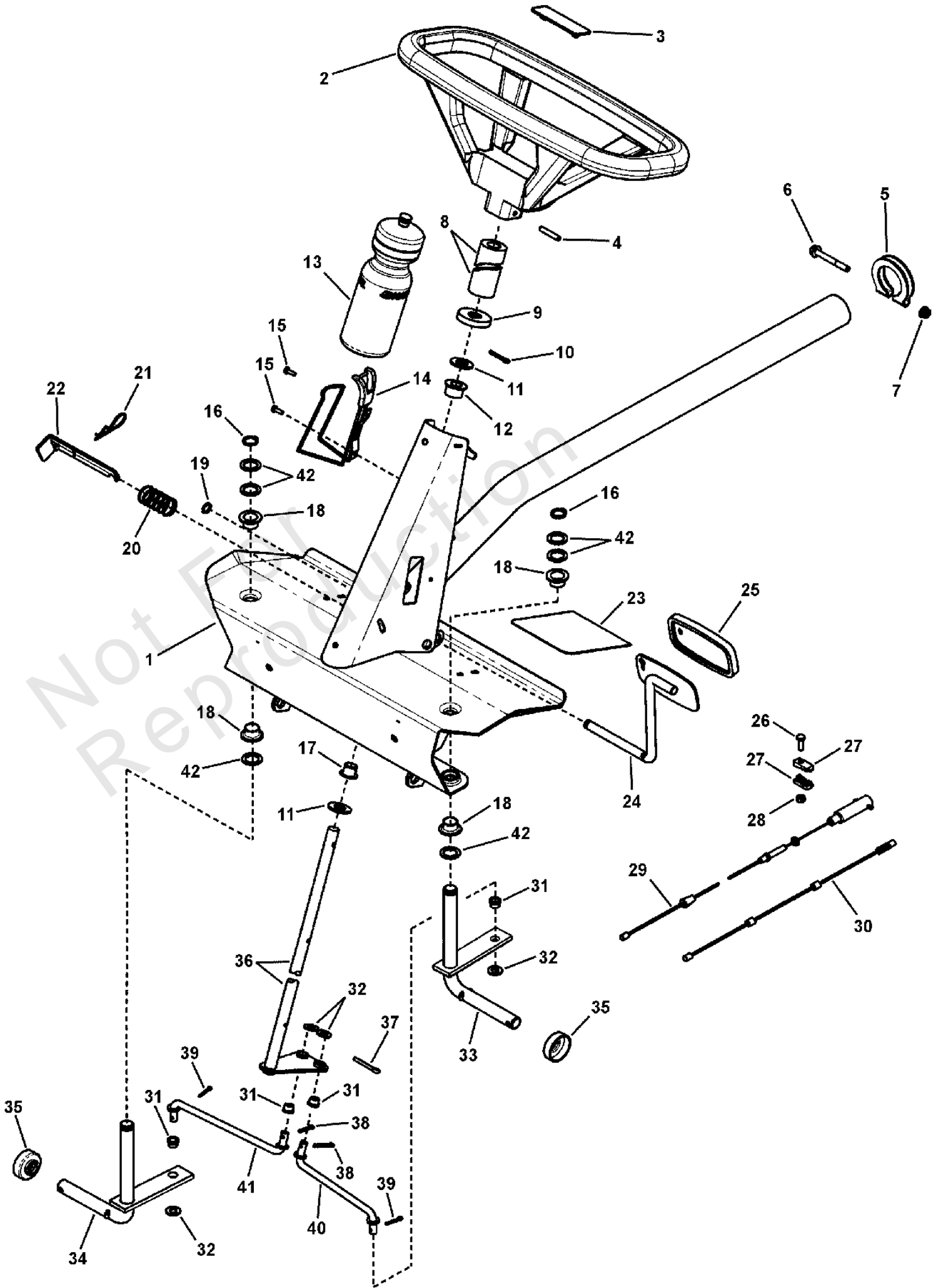
Footnotes:

Note: * Purchase engine parts from engine manufacture dealer.

Front End Assembly Group (Narrow)

Note: Unless noted otherwise, use the standard torque specifications

Mfg. No: 7800787



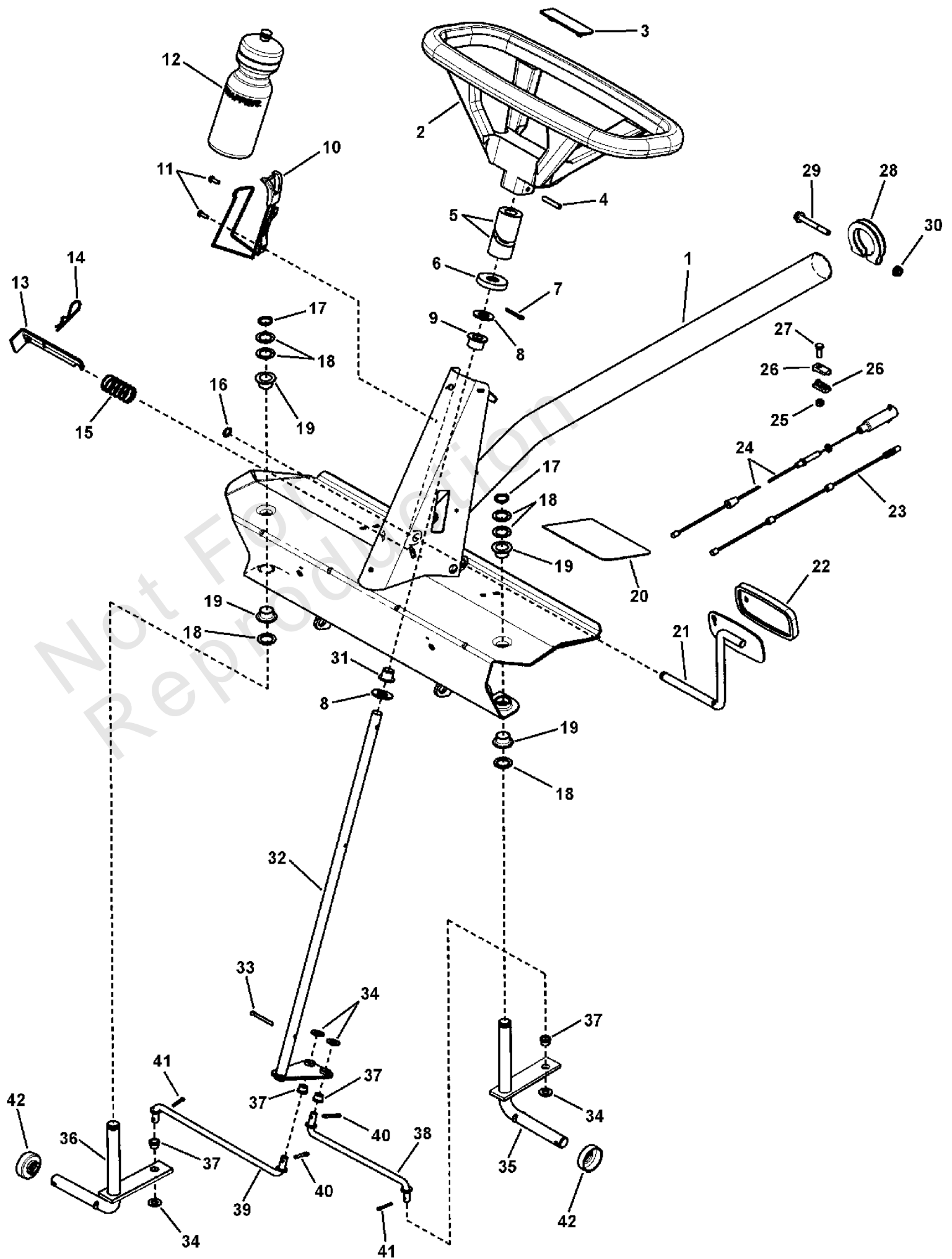
Front End Assembly Group (Narrow)

REF NO	PART NO	QTY	DESCRIPTION
1	7054378	1	WELDMENT, Front Axle, Narrow -(used on 28" & 30" Deck models)
2	7058030	1	ASSEMBLY, Steering Wheel (for 5/8" shaft) -(Includes item 3)
3	7023781	1	LOGO, Steering Wheel
4	7013862	1	ROLL PIN, 1/4 x 1-1/2"
5	7031100	1	TUBE CLAMP
6	7090358	1	SCREW, 5/16-24 x 2-1/2" Hex Head Cap, GR 5
7	7010969	1	NUT, 5/16-24 Flange Lock (Large)
8	7023667	1	FOAM COVER, Steering Shaft
9	7023671	1	COVER, Steering Shaft
10	7090296	1	PIN, 3/16 x 1" Cotter
11	7090183	2	WASHER, .66 x 1.31 x .09 Flat
12	7046158	1	BUSHING, Nylon
13	7074561	1	BOTTLE, Water -(Not Standard Equipment on Current Models)
14	7074560	1	HOLDER, Bottle (Wire) -(Not Standard Equipment on Current Models)
15	7090913	2	SCREW, #10-24 x 1/2" Hex Washer Self-Tap (Torx) -(Not Standard Equipment on Current Models)
16	7010746	2	RING, 5/8" External Retaining
17	7010694	1	BUSHING, Nylon
18	7010986	4	BEARING, Nylon
19	7010776	1	RING, 1/2" External Retaining (Heavy Duty)
20	7015444	1	SPRING, Parking Brake Latch
21	7011714	1	HAIR PIN, 2-1/4"
22	7038243D	1	LATCH, Parking Brake
23	7014049	2	FOOT PAD, Short (5.5" x 4.7")
24	7047888BM	1	WELDMENT, Clutch Pedal
25	7011815	1	PAD, Pedal (Clutch / Brake)
26	7091495	1	SCREW, 1/4-20 x 3/4" Hex Head Cap, GR 5
27	7034174	2	CONNECTOR, Cable
28	7090372	1	NUT, 1/4-20 Hex Center Lock, GR 5 or B
29	7101192	1	CABLE, Brake, Snap-In (Approx. 29.25" Long)
30	7022449	1	CABLE, Clutch/Brake (54.32" long)
31	7013321	4	BUSHING, Tie Rod
32	7090122	4	WASHER, 3/8" Flat SAE
33	7041687	1	WELDMENT, King Pin, Left Hand
34	7041688	1	WELDMENT, King Pin, Right Hand
35	7031038	2	CAP, Dust
36	7046232	1	WELDMENT, Steering Shaft
37	7090753	1	PIN, 3/16 x 1-1/2" Cotter
38	7091516	2	PIN, 5/32 x 1" Cotter
39	7091598	2	PIN, 1/8 x 3/4" Cotter
40	7013023	1	TIE ROD, Left Hand (7.41" long)
41	7012933	1	TIE ROD, Right Hand (7.41" long)
42	7010935	6	WASHER, .77 x 1.13 x .06 Flat

Front End Assembly Group (Wide)

Note: Unless noted otherwise, use the standard torque specifications

Mfg. No: 7800787



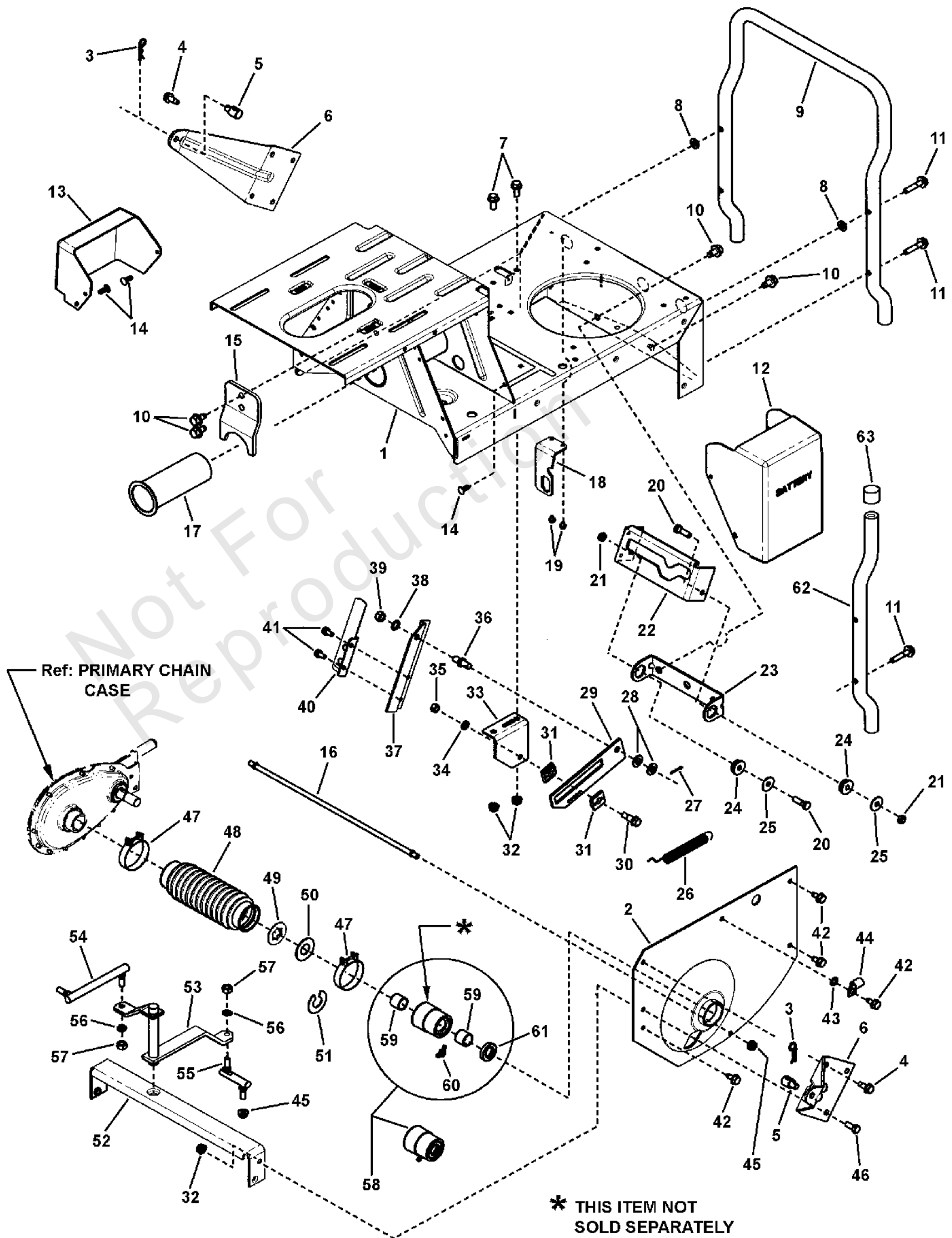
Front End Assembly Group (Wide)

REF NO	PART NO	QTY	DESCRIPTION
1	7053266	1	WELDMENT, Front Axle, Wide -(used on 33" Deck models)
2	7058030	1	ASSEMBLY, Steering Wheel (for 5/8" shaft) -(Includes item 3)
3	7023781	1	LOGO, Steering Wheel
4	7013862	1	ROLL PIN, 1/4 x 1-1/2"
5	7023667	1	FOAM COVER, Steering Shaft
6	7023671	1	COVER, Steering Shaft
7	7090296	1	PIN, 3/16 x 1" Cotter
8	7090183	2	WASHER, .66 x 1.31 x .09 Flat
9	7046158	1	BUSHING, Nylon
10	7074560	1	HOLDER, Bottle (Wire) -(Not Standard Equipment on Current Models)
11	7090913	2	SCREW, #10-24 x 1/2" Hex Washer Self-Tap (Torx) -(Not Standard Equipment on Current Models)
12	7074561	1	BOTTLE, Water -(Not Standard Equipment on Current Models)
13	7038243D	1	LATCH, Parking Brake
14	7011714	1	HAIR PIN, 2-1/4"
15	7015444	1	SPRING, Parking Brake Latch
16	7010776	1	RING, 1/2" External Retaining (Heavy Duty)
17	7010746	2	RING, 5/8" External Retaining
18	7010935	6	WASHER, .77 x 1.13 x .06 Flat
19	7010986	4	BEARING, Nylon
20	7104571	2	FOOT PAD, (Wide)
21	7047888BM	1	WELDMENT, Clutch Pedal
22	7011815	1	PAD, Pedal
23	7074131	1	CABLE, Clutch/Brake (55" long)
24	7101192	1	CABLE, Brake, Snap-In (Approx. 29.25" Long)
25	7090372	1	NUT, 1/4-20 Hex Center Lock, GR 5 or B
26	7034174	2	CONNECTOR, Cable
27	7091495	1	SCREW, 1/4-20 x 3/4" Hex Head Cap, GR 5
28	7031100	1	TUBE CLAMP
29	7090358	1	SCREW, 5/16-24 x 2-1/2" Hex Head Cap, GR 5
30	7010969	1	NUT, 5/16-24 Flange Lock (Large)
31	7010694	1	BUSHING, Nylon
32	7046232	1	WELDMENT, Steering Shaft
33	7090753	1	PIN, 3/16 x 1-1/2" Cotter
34	7090122	4	WASHER, 3/8" Flat SAE
35	7041687	1	WELDMENT, King Pin, Left Hand
36	7041688	1	WELDMENT, King Pin, Right Hand
37	7013321	4	BUSHING, Tie Rod
38	7012541	1	TIE ROD, Left Hand (9.91" long)
39	7012540	1	TIE ROD, Right Hand (9.91" long)
40	7090364	2	PIN, 5/32 x 1" Cotter
41	7091598	2	PIN, 1/8 x 3/4" Cotter
42	7031038	2	CAP, Dust

Main Case, LH Fender & Yoke Lift Group

Note: Unless noted otherwise, use the standard torque specifications

Mfg. No: 7800787



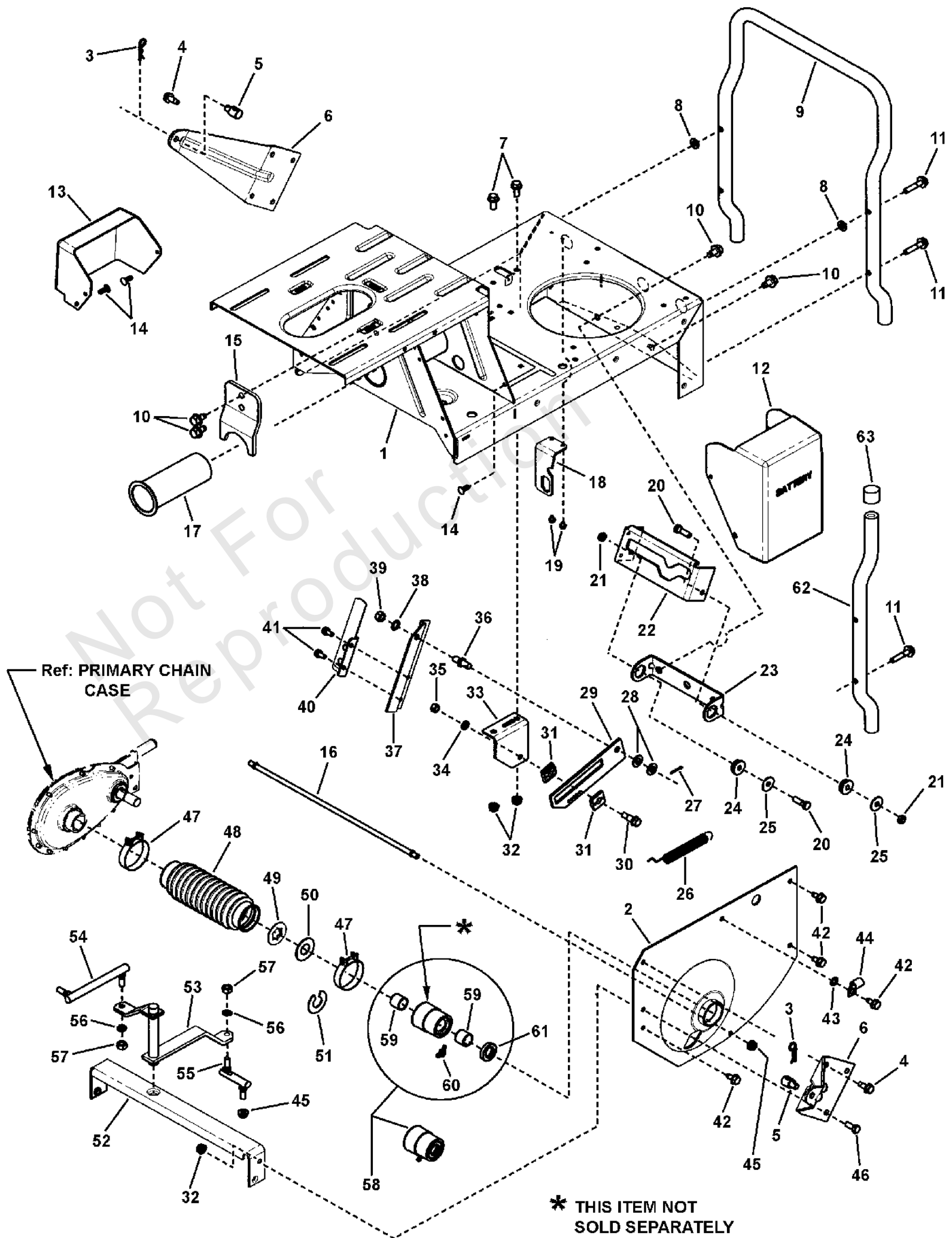
Main Case, LH Fender & Yoke Lift Group

REF NO	PART NO	QTY	DESCRIPTION
1	7053697	1	WELDMENT, Main Case (Standard)
2	7037285	1	FENDER, Left Hand (1.628" I. D. Hole)
3	7091503	2	HAIR PIN, 3/32 x 1-1/2"
4	7090793	4	SCREW, 5/16-18 x 3/4" Hex Washer Self-Tap
5	7028200	2	SWIVEL, Adjustable
6	7034299	2	WING, Rear
7	7090595	2	BOLT, 5/16-18 x 3/4" Hex Flange Lock, GR 5
8	7090188	2	WASHER, 11/32" flat
9	7036367	1	BUMPER, (1-Piece) -(used on 30" & 33" Deck models)
10	7091198	2	SCREW, 3/8-16 x 5/8" Hex Washer Self-Tap
11	7091506	4	SCREW, 5/16-18 x 1-1/2" Hex Washer Self-Tap
12	7028990	1	COVER, Battery
13	7073268	1	COVER, Solenoid
14	7091272	7	FASTENER, 1/4" Ratchet
15	7074210	1	BRACKET, Belt Adjuster
16	7011070	1	TIE ROD, (5/16-24 thread- both ends)
17	7074650	1	BUSHING, Pivot
18	7073735	1	BRACKET, Switch
19	7090981	2	SCREW, #10-32 x 1/4" Hex Washer Self-Tap
20	7090238	4	SCREW, 5/16-24 x 1" Hex Head Cap, GR 5
21	7092062	2	NUT, 5/16-24 Hex Center Lock
22	7046162	1	LIFT, Yoke
23	7033291	1	COLLAR, Yoke
24	7011048	2	BEARING, Yoke
25	7011763	2	FENDER WASHER, 5/16"
26	7013885	1	SPRING, Clutch & Brake
27	7091597	1	PIN, 3/32 x 3/4" Cotter
28	7090122	2	WASHER, 3/8" Flat SAE
29	7047190	1	BRACKET, Slide
30	7014664	1	BOLT, 5/16-18 Shoulder
31	7014663	2	SLIDE HALF
32	7090585	6	NUT, 5/16-18 Hex Flange Lock, GR 5
33	7047189	1	BRACKET, Drive Support
34	7090187	1	WASHER, 5/16" Split Lock
35	7091511	1	NUT, 5/16-18 Hex, GR 5 or B
36	7015464	1	STUD, Clutch Link (3/8-24 thread)
37	7073733	1	ARM, Yoke
38	7090390	1	WASHER, 3/8" Internal Tooth Lock
39	7091630	1	NUT, 3/8-24 Hex, GR 5 or B
40	7600141	1	ASSEMBLY, Leaf Spring
41	7091122	2	SCREW, 1/4-20 x 1/2" Hex Washer Self-Tap
42	7090361	14	SCREW, 5/16-18 x 5/8" Hex Washer Self-Tap
43	7090391	1	WASHER, 5/16" Internal Tooth Lock
44	7012652	1	CLIP, Wire
45	7010969	1	NUT, 5/16-24 Flange Lock (Large)
46	7091318	1	SCREW, 5/16-18 x 3/4" Hex Head Cap, GR 5
47	7012332	2	BOOT CLAMP, 2"
48	7075115	1	BOOT, Rear Axle, Thick Flange
49	7011072	1	WASHER, Thrust
50	7011071	1	THRUST WASHER

Main Case, LH Fender & Yoke Lift Group

Note: Unless noted otherwise, use the standard torque specifications

Mfg. No: 7800787



Main Case, LH Fender & Yoke Lift Group

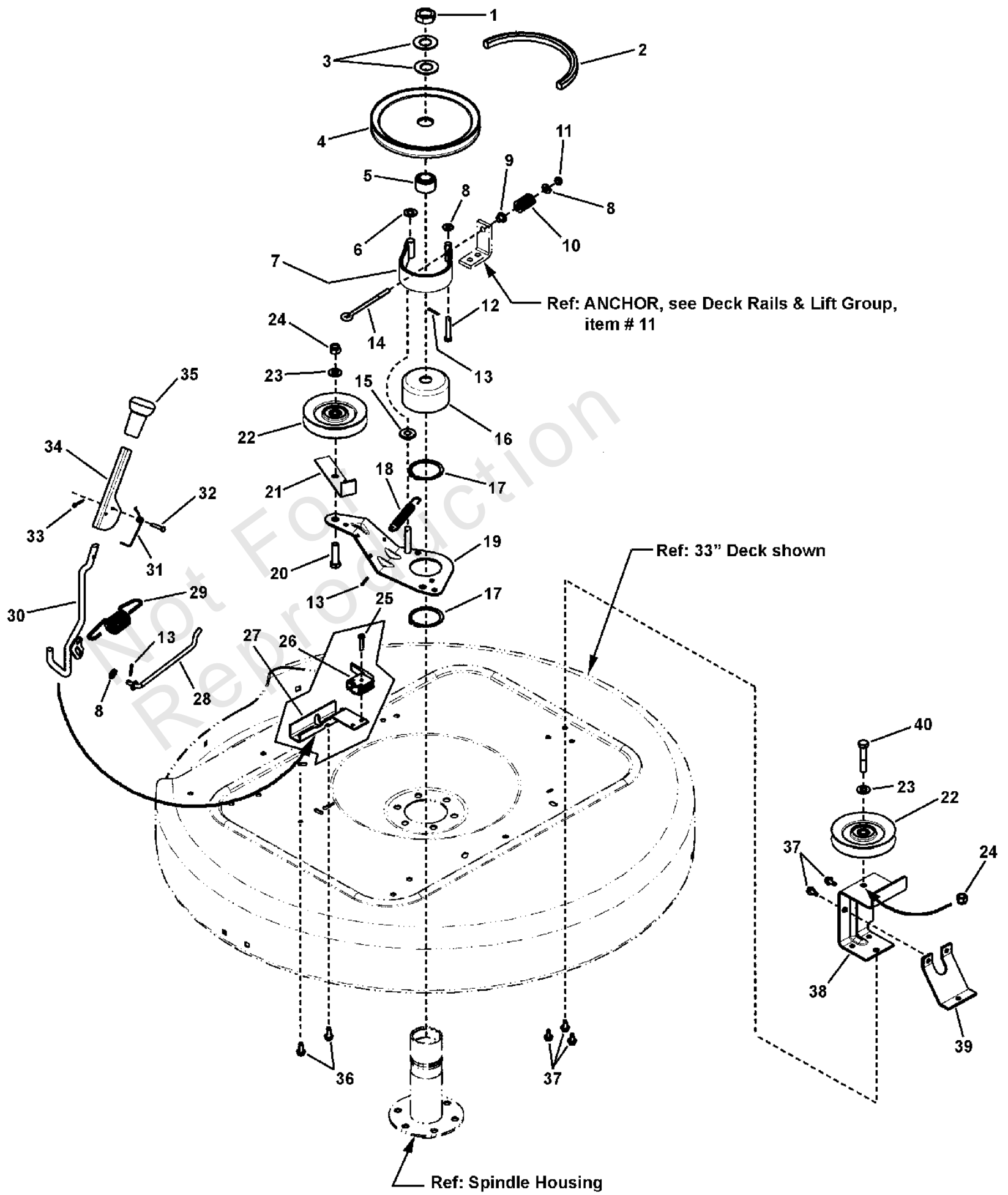
REF NO	PART NO	QTY	DESCRIPTION
51	7012271	1	WASHER, Shim -(or quantity as required)
52	7033799	1	CROSS BRACE
53	7041384	1	WELDMENT, Shift Arm
54	7023676	1	SHIFT LINK, Long (5/16-24 both ends)
55	7011018	1	SHIFT LINK, Short (5/16-24 thread)
56	7091315	7	WASHER, .32 x .58 x .08 Split Lock
57	7091297	7	NUT, 5/16-24 Hex, GR 5
58	7052827	1	ASSEMBLY, DX Bearing
59	7074182	2	BEARING, DX
60	7075848	1	FITTING, Lube, 45 Degree, 3/16" w/Hex (long shank) -(or 7013324)
61	7074500	1	SEAL, Axle (Dust/Grease)
62	7030798Z	2	BUMPER, Rear -(used on 28" Deck models)
63	7010153	2	CAP, Bumper

Not For
Reproduction

Mower Belt, Brake & Interlock Group

Note: Unless noted otherwise, use the standard torque specifications

Mfg. No: 7800787



Mower Belt, Brake & Interlock Group

REF NO	PART NO	QTY	DESCRIPTION
1	7074467	1	NUT, 3/4-16 Hex Jam, GR 8
2	7043844	1	* BELT, Drive (73.75" AA Section) -(used on 33" Deck)
2	7022252	1	* BELT, Drive (72.75" AA Section) -(used on 28" & 30" Decks)
3	7032027	2	WASHER, 49/64" I.D. x 1-1/2" O.D. Flat
4	7018781	1	PULLEY, Deck
5	7015290	1	HUB, Pulley (Powdered Metal)
6	7090122	1	WASHER, 3/8" Flat SAE
7	7600133	1	KIT, Brake Band, 10.1" L, 1.25" H (Formed)
8	7091294	4	WASHER, .28 x .63 x .06 Flat, GR 5
9	7014343	1	BUSHING, Flange .27 x .35 x .4
10	7046782	1	SPRING, Rectangular Wire Die, Blue
11	7091705	1	NUT, 1/4-20 Hex Top Lock
12	7014304	1	PIN, 1/4 x 1-5/8" Clevis
13	7091597	3	PIN, 3/32 x 3/4" Cotter
14	7046677	1	EYE-BOLT, 1/4-20 x 4"
15	7014314	1	SPACER, .39 x 1.0 x .31 Nylon
16	7035378	1	DRUM, Brake Spindle (3" OD, 1.6" Tall)
17	7010740	2	RING, 2" External Retaining
18	7036521	1	SPRING, Extension, 4" x 1/2" Diameter
19	7047787	1	WELDMENT, Idler Arm
20	7091497	1	SCREW, 3/8-16 x 1-1/2" Hex Head Cap, GR 5
21	7032111	1	RESTRICTOR, Belt
22	7029624	2	PULLEY, Idler (3/8" ID, 4" OD)
23	7091514	2	WASHER, 3/8" Flat
24	7091299	2	NUT, 3/8-16 Hex Nyloc
25	7090299	1	SCREW, #10-32 x 1" Hex Washer Head Self-Tap
26	7018524	1	SWITCH, Deck Interlock (NO)
27	7038021	1	MOUNT, Handle/Switch
28	7012055	1	ROD, Idler Control
29	7014168	1	SPRING, Blade Handle
30	7059254	1	WELDMENT, Blade Engagement Handle
31	7046648	1	SPRING, Torsion, Flip Handle
32	7091974	1	PIN, 3/16 x 1" Clevis
33	7090555	1	PIN, 3/32 x 1/2" Cotter
34	7046567	1	HANDLE, Blade Engagement (Flip)
35	7046874	1	GRIP, Handle
36	7091819	2	SCREW, 1/4-20 x 5/8" Hex Washer Head Self-Tap
37	7090858	5	SCREW, 5/16-18 x 1/2" Hex Washer Self-Tap
38	7035728	1	* BRACKET, Fixed Idler
39	7036526	1	* BRACE, Fixed Idler Bracket
40	7091305	1	SCREW, 3/8-16 x 2" Hex Head Cap, GR 5

Footnotes:

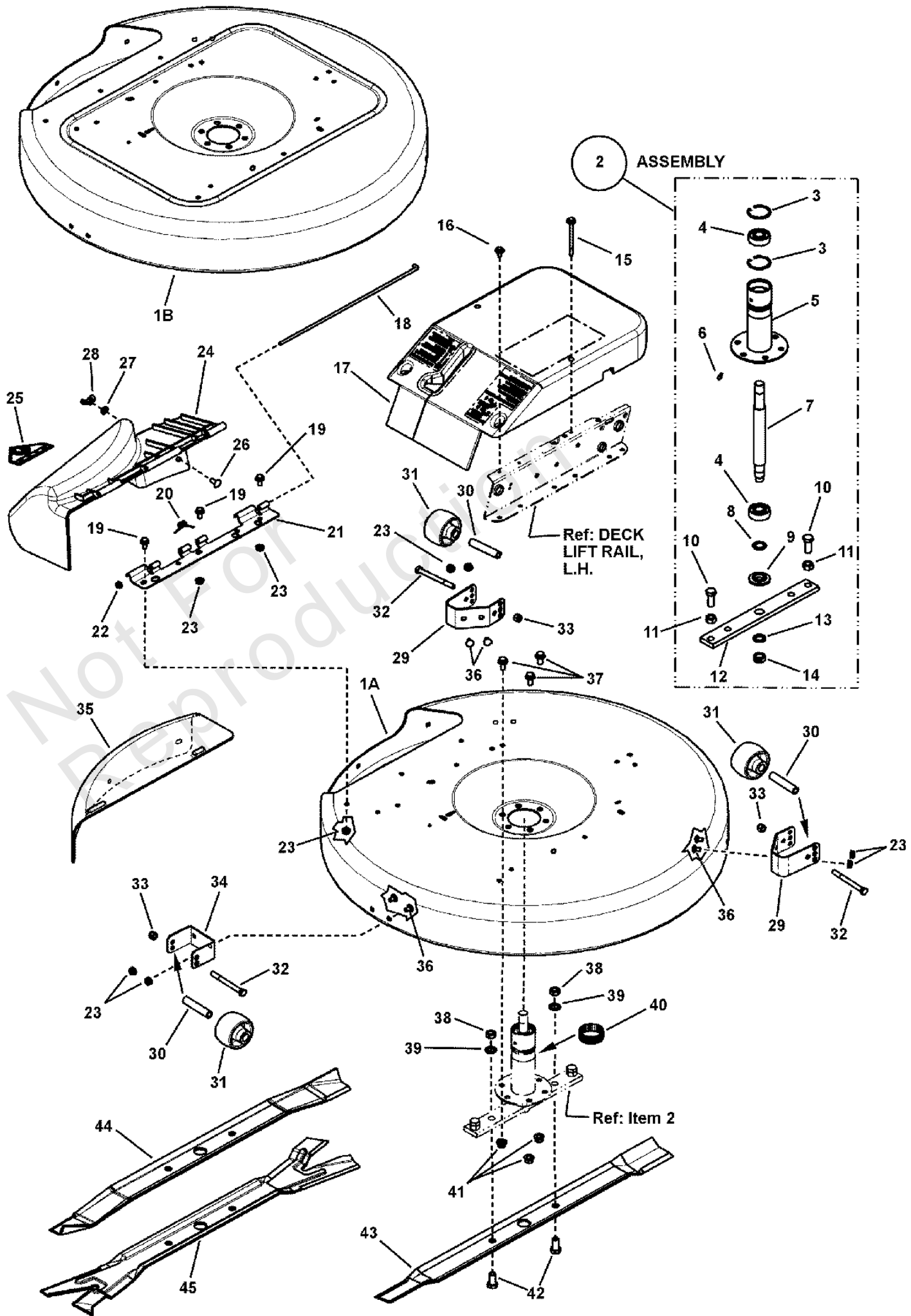
NOTE * These parts used on 33: Decks only.

NOTE: * Belt part numbers are printed on belts.

Mower Deck & Spindle Group (28" & 33")

Note: Unless noted otherwise, use the standard torque specifications

Mfg. No: 7800787



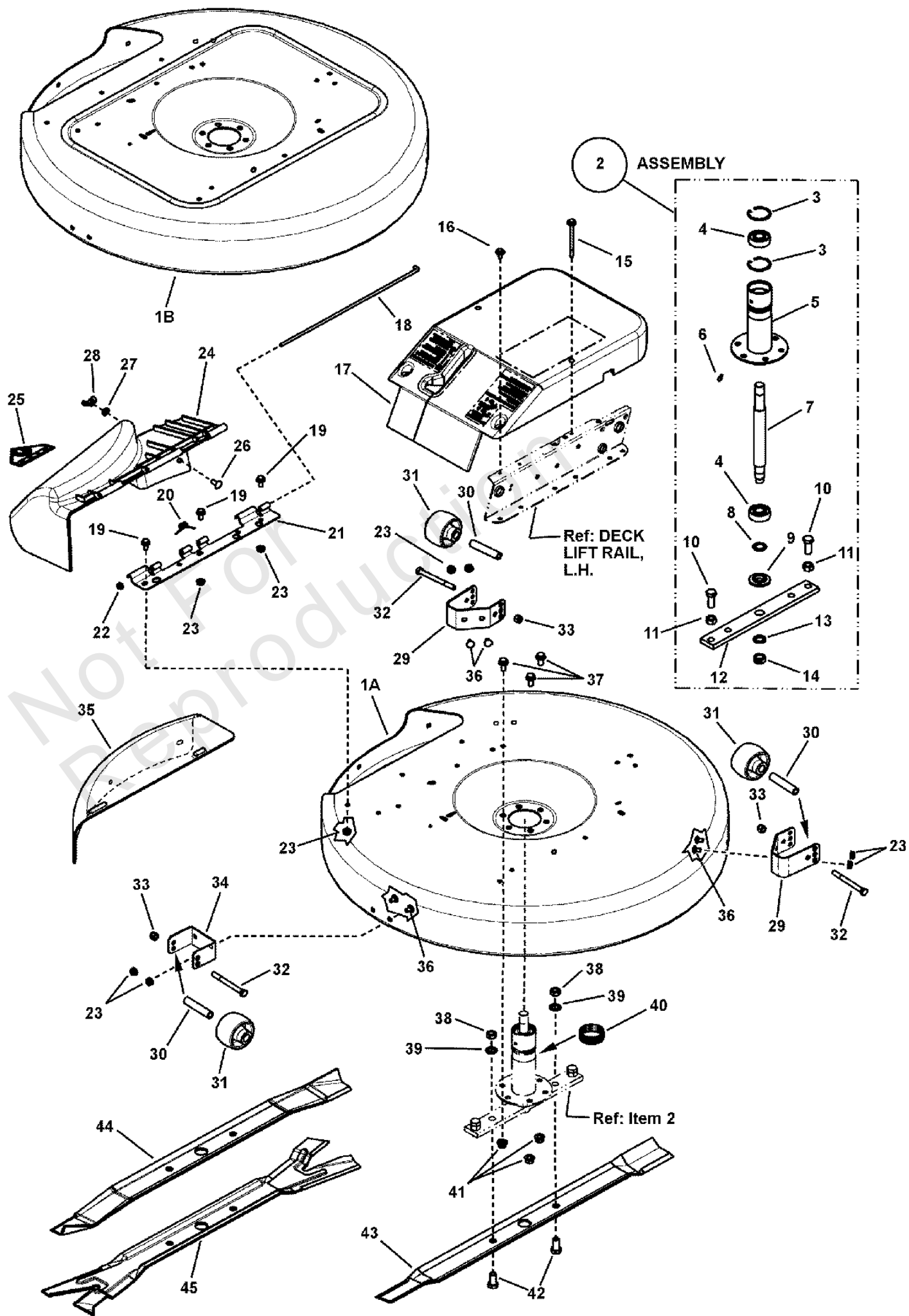
Mower Deck & Spindle Group (28" & 33")

REF NO	PART NO	QTY	DESCRIPTION
1A	7061970	1	DECK, 28" Replacement (painted deck w/decals)
1B	7061972	1	DECK, 33" Replacement (painted deck w/decals)
2	7054531BM	1	ASSEMBLY, Spindle Housing (Incl. items 3 thru 14)
3	7012491	2	RING, 1.85" Internal Retaining
4	7013313	2	BEARING, Spindle
5	7050696	1	ASSEMBLY, Housing (Incl. grease fitting, 7010817)
6	7010817	1	LUBE FITTING, 3/16" Press-In
7	7044785	1	SPINDLE, Rider (10.327" overall length)
8	7010935	1	WASHER, .77 x 1.13 x .06 Flat
9	7014407	1	WASHER, Spindle
10	7090491	2	SCREW, 1/2-20 x 1-1/4" Hex Head Cap, GR 5
11	7091939	2	NUT, 1/2-20 Hex, GR 5 or B
11	7031184	1	HOLDER, Blade (for 25" deck)
12	7037751	1	HOLDER, Blade (for 28" Deck)
13	7044782	1	SPACER, Blade Centering
14	7090356	1	NUT, 5/8-18 Hex Center Lock Jam
15	7091015	2	SCREW, 1/4-20 x 3-1/2" Hex Head w/Free Spinning Washer
16	7091016	4	SCREW, 1/4-20 x 5/8" Hex Head w/Free Spinning Washer
17	7073434	1	COVER, Spindle
18	7026234	1	PIN, Hinge
19	7090606	3	BOLT, 5/16-18 x 5/8" Hex Flange Lock, GR 5
20	7016341	1	SPRING, Hinge
21	7300886	1	HINGE, Deflector (Deck side)
22	7026483	2	PUSH NUT, 1/4"
24	7500276	1	ASSEMBLY, Discharge Deflector, 25" & 28" (w/o decal) -(incl. items 18, 20, 21, 22 & p/n 7026233)
23	7091601	9	NUT, 5/16-18 Hex Flange Lock, GR 5
24	7026233	1	DEFLECTOR, Discharge, 28"
25	7022841	1	DECAL, Danger, (Cut Finger) International Symbol
26	7091508	2	BOLT, 5/16-18 x 3/4" Short Neck Carriage, GR 5
27	7090188	2	WASHER, 5/16" Flat
28	7091537	2	NUT, 5/16-18 Wing
29	7033571	2	BRACKET, Gage Wheel (Rear)
30	7015272	3	SPACER
31	7019190	3	WHEEL, Gage
32	7091532	3	SCREW, 3/8-24 x 3-3/4" Hex Head Cap, GR 5
33	7091518	3	NUT, 3/8-24 Hex Nyloc
34	7033570	1	BRACKET, Gage Wheel (Front)
35	7016983	1	COVER, 28" Mulcher -(optional)
35	7016984	1	COVER, 33" Mulcher -(optional)
36	7090731	6	BOLT, 5/16-18 x 1/2" Short Neck Carriage, GR 5
37	7091588	3	BOLT, 3/8-16 x 3/4" Hex Flange Lock
38	7090559	2	NUT, 1/2-20 Hex Jam
39	7090509	2	WASHER, 1/2" Internal Tooth Lock
40	7012670	1	RING, Tolerance
41	7091619	9	NUT, 3/8-16 Hex Flange Lock
42	7090392	2	SCREW, 1/2-20 x 1" Hex Head Cap, GR 5
43	7104196BZYP	1	BLADE, 28" High Lift (No Air Lift Holes)(Standard Equipment)
43	7034168BZYP	1	BLADE, 33" High Lift (No Air Lift Holes)(Standard Equipment)
44	7016980BZYP	1	BLADE, 28" Mulcher

Mower Deck & Spindle Group (28" & 33")

Note: Unless noted otherwise, use the standard torque specifications

Mfg. No: 7800787



Mower Deck & Spindle Group (28" & 33")

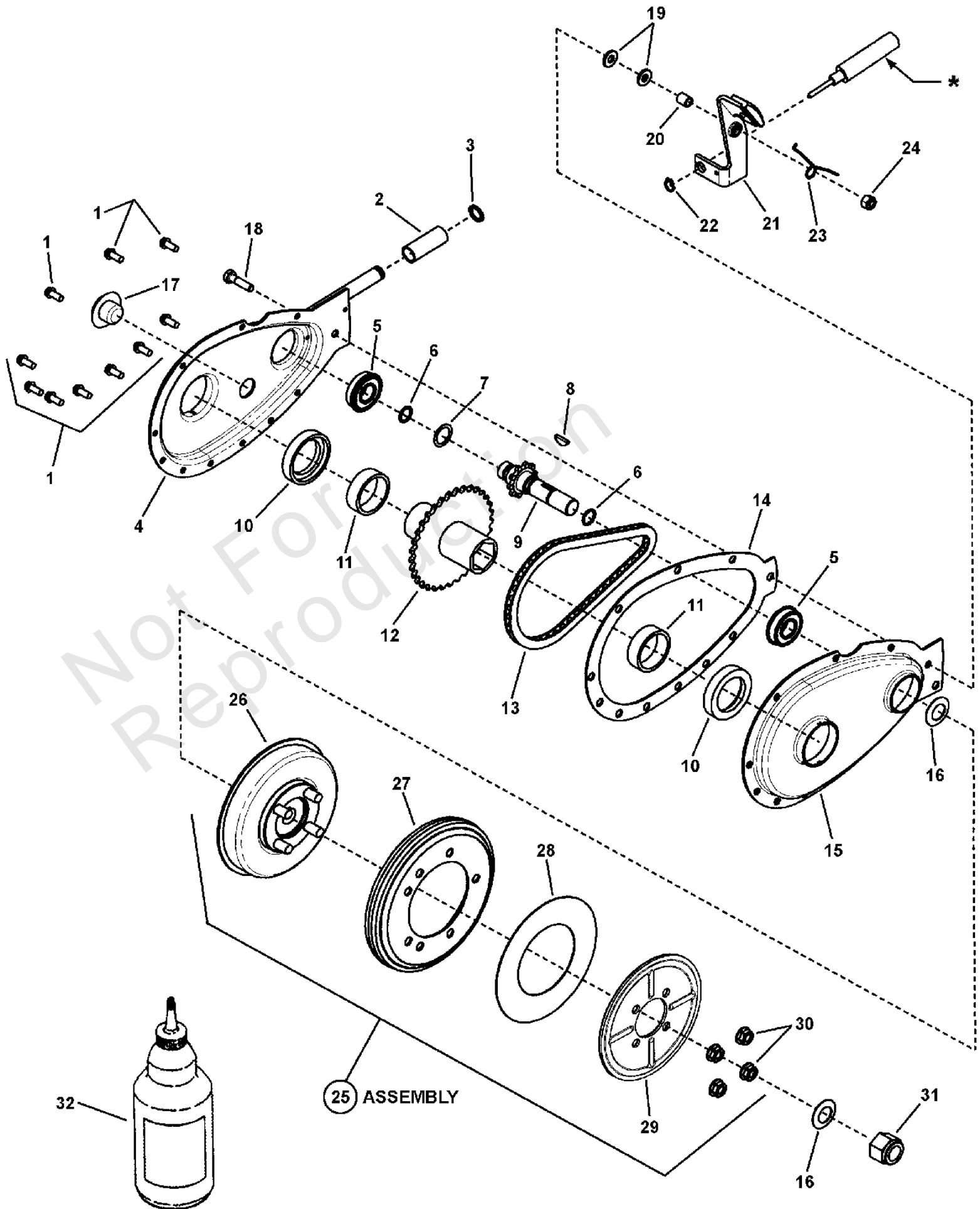
REF NO	PART NO	QTY	DESCRIPTION
44	7016982	1	BLADE, 33" Mulcher (No Longer Available, USE 7024741AYP)
45	7104083BZYP	1	BLADE, 28" Recycling Ninja
45	7024741AYP	1	BLADE, 33" Ninja Mulcher

Not For
Reproduction

Primary Chain Case & Smooth Clutch Group

Note: Unless noted otherwise, use the standard torque specifications

Mfg. No: 7800787



* Ref: BRAKE CABLE Attachment; see Brake Cable on Front End Ass'y Group

Primary Chain Case & Smooth Clutch Group

REF NO	PART NO	QTY	DESCRIPTION
--	7052683	1	ASSEMBLY, Primary Chain Case -(Includes the following 16 items)
1	7090913	10	SCREW, 10-24 x 1/2" Hex Washer Self-Tap
2	7022785	1	ROLLER, 1-3/8 Long
3	7010776	1	RING, 1/2" External Retaining (Heavy Duty)
4	7041136	1	WELDMENT, Primary Chain Case Half, Right Hand
5	7010756	2	BEARING, .625 x 1.37 x .435
6	7019260	2	O-RING, 1/2 x 5/8"
7	7027981	1	WASHER, Shim .625 x .875
8	7010614	1	KEY, #5 Woodruff
9	7018963	1	WELDMENT, Sprocket & Shaft
10	7011086	2	THRUST WASHER, Nylon
11	7010942	2	BEARING, Needle 1.355" ID x 1.6245" OD x .5" Wide
12	7040355	1	WELDMENT, Hub & Sprocket
13	7010941	1	CHAIN, 46 Pitch (#35 Endless)
14	7028761	1	GASKET, Primary Chain Case
15	7039778	1	PRIMARY CHAIN CASE HALF, Left Hand
16	7011121	2	WASHER, 5/8" Belleville
17	7011024	1	PLUG, 3/4" Cup Insert
18	7091504	1	SCREW, 1/4-28 x 1" Hex Head Cap, (Washer Face) GR 5
19	7091294	2	WASHER, .28 x .63 x .06 Flat, GR 5
20	7072593	1	SPACER, Brake Arm Pivot (.418/.403 long)
21	7600134	1	KIT, Brake Lever Assembly (Includes brake pad & rivet)
22	7012313	1	RING, 3/8" External Retaining
23	7072406	1	* SPRING, Torsional Brake Return
24	7090303	1	NUT, 1/4-28 Hex Top Lock
25	7600136	1	KIT, Smooth Clutch Assembly (non-asbestos) -(Includes the following 5 items)
26	7600142	1	KIT, Driven Disc Hub (assembly)
27	7600135	1	KIT, Driven Disc (rubber tire bonded to rim)
28	7014523	1	THRUST WASHER
29	7032331	1	PLATE, Drive Disc
30	7092081	4	NUT, 5/16-24 Hex Flange Lock
31	7091505	1	NUT, 5/8-18 Hex Nyloc
32	7061017	1 qt	** GREASE, Transmission (Use 2 oz. Maximum)

Footnotes:

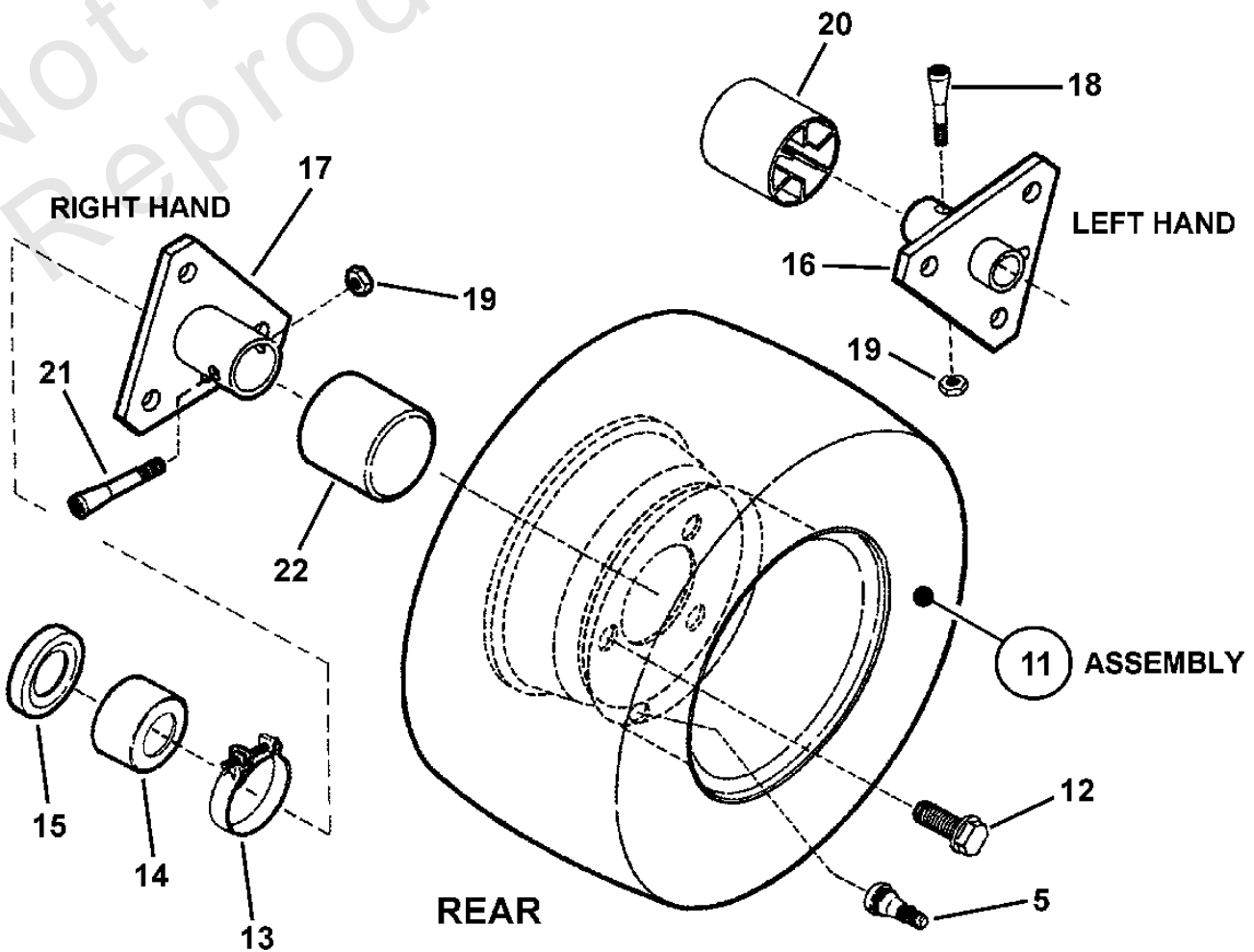
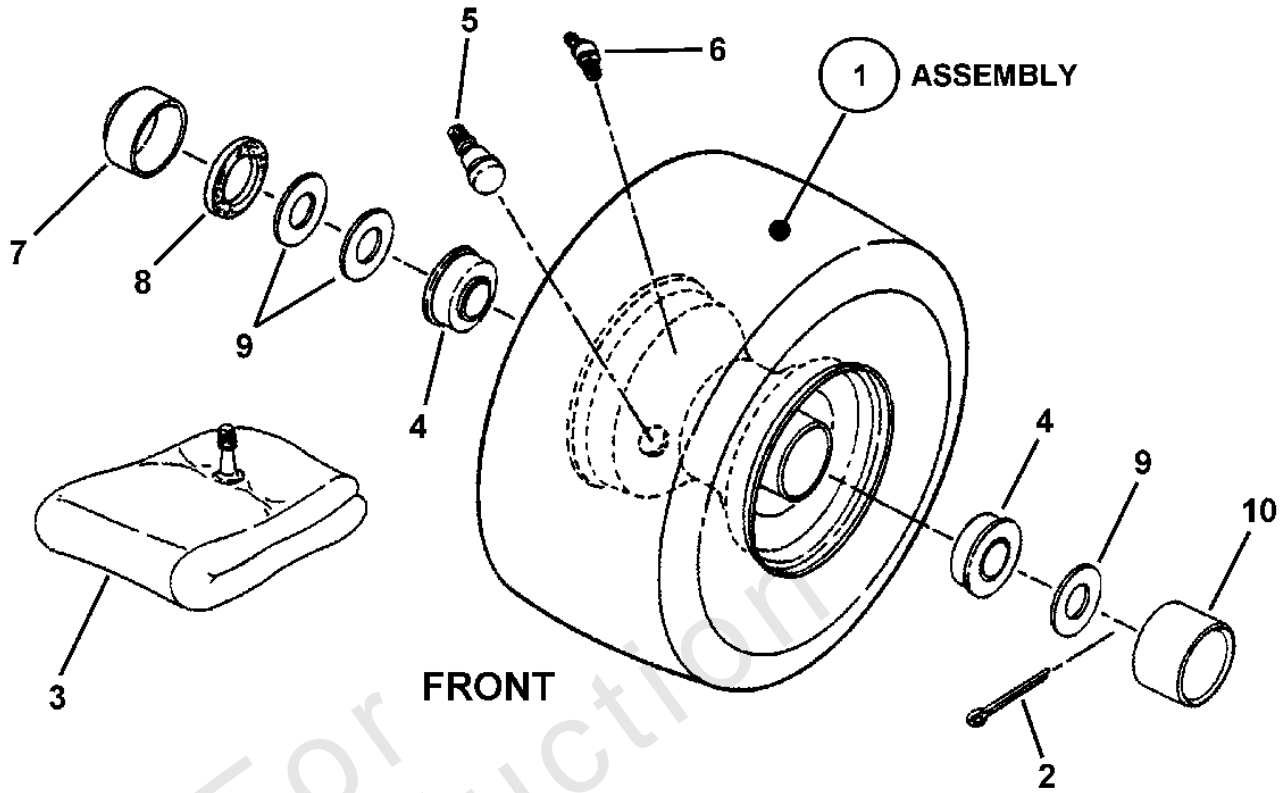
** NOTE: Use 2 oz. maximum (Overfilling may cause leakage at 7010756 bearing)

* NOTE: Brake return replacement kit (7061197) is made of items 20 & 23.

Wheels, Front & Rear Group

Note: Unless noted otherwise, use the standard torque specifications

Mfg. No: 7800787



Wheels, Front & Rear Group

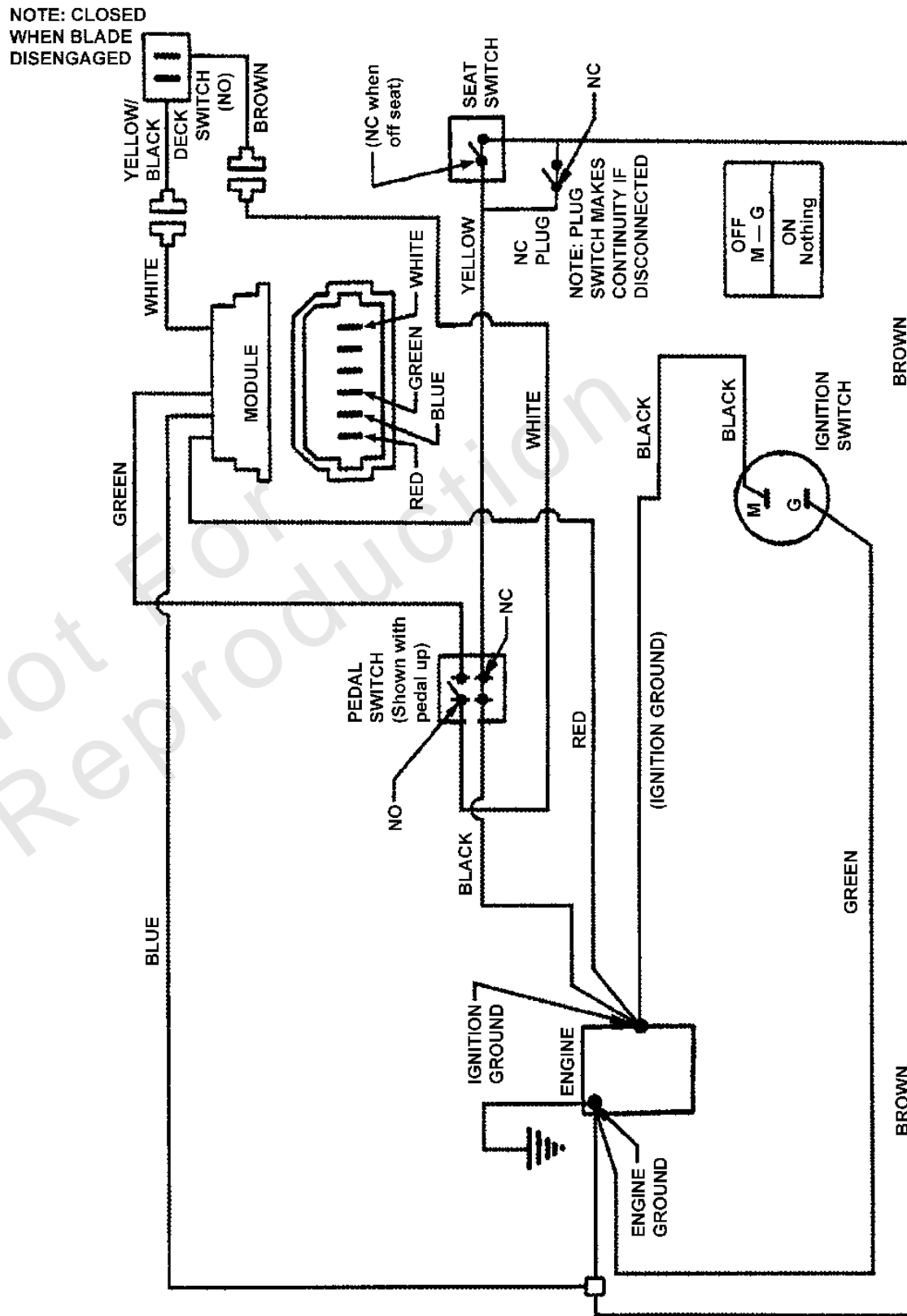
REF NO	PART NO	QTY	DESCRIPTION
1	7058943	2	ASSEMBLY, Front Tire & Rim (11.0") (Complete)
2	7091516	2	COTTER PIN, 5/32 x 1"
3	7010821	2	INNER TUBE, (For 4.10/3.50 x 4 Tire)
4	7011807	2	BALL BEARING, Flange (3/4" I.D.)
5	7012234	1	VALVE STEM, Snap In
6	7014669	1	LUBE Fitting
7	7031038	2	CAP, Dust
8	7011032	2	SEAL, Felt
9	7010935	8	WASHER, .77 x 1.13 x .06 Flat
10	7011022	2	HUB CAP
11	7058951	2	ASSEMBLY, Rear Tire & Rim
12	7091502	6	BOLT, 1/2-20 x 3/4" Lug, GR 5
13	7012332	4	CLAMP, Right Hand (for 2" Hose)
14	7031732	1	CAP, Seal RH 1.0" ID x 1.67" OD (8 & 10 HP)
15	7011817	1	SEAL, 1.22" ID x 1.875" OD
16	7040434	1	HUB, Rear Wheel L. H. (Weldment)
17	7040433	1	HUB, Rear Wheel R. H. (Weldment)
18	7011035	1	AXLE BOLT, 5/16-24 x 1-5/8" Tapered (Left Hand)
19	7092062	2	NUT, Wheel Bolt 5/16-24 Hex Center Lock
20	7023522	1	HUBCAP, L. H. (Long Axle)
21	7011013	1	WHEEL BOLT, 5/16-24 x 2" Tapered (Right Hand)
22	7023895	1	HUBCAP

Not For
Reproduction

Wiring Schematic (11.5 HP Briggs, Recoil Start)

Note: Unless noted otherwise, use the standard torque specifications

Mfg. No: 7800787



WIRING SCHEMATIC FOR 11 & 11.5HP RECOIL START (Briggs Engines)

Wiring Schematic (11.5 HP Briggs, Recoil Start)

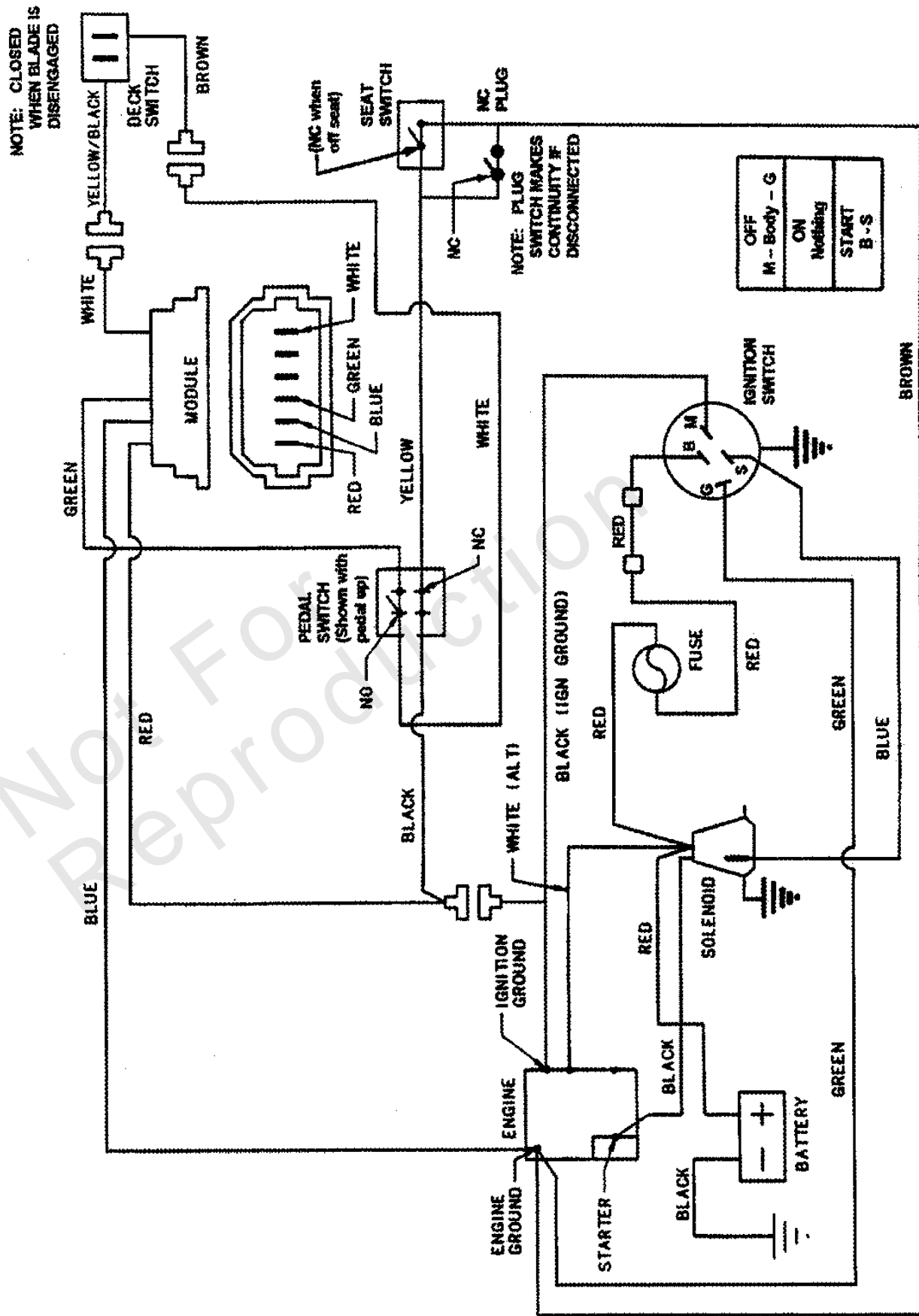
REF NO	PART NO	QTY	DESCRIPTION
--	-----		Wiring Schematic incl. harness #'s 7028386, 7073714 & 7028607 -(7800784 Model)

Not For
Reproduction

Wiring Schematic (12.5 HP Briggs, Electric Start)

Note: Unless noted otherwise, use the standard torque specifications

Mfg. No: 7800787



WIRING SCHEMATIC for 12.5HP Briggs Engines

Wiring Schematic (12.5 HP Briggs, Electric Start)

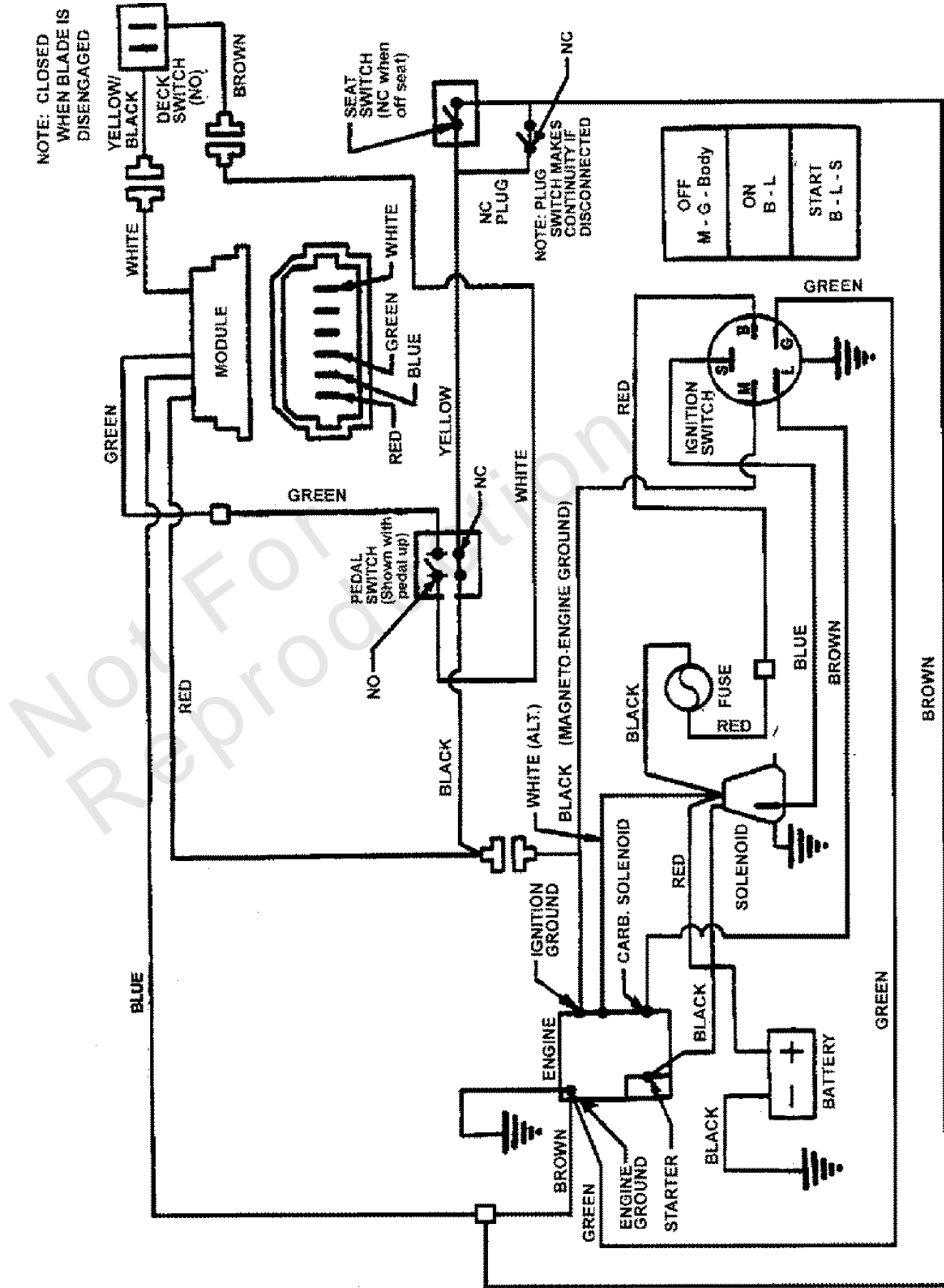
REF NO	PART NO	QTY	DESCRIPTION
--	-----		Wiring Schematic incl. harness #'s 7022788, 7073715 & 7028607

Not For
Reproduction

Wiring Schematic (14.5 & 17.5 HP Briggs, Electric Start)

Note: Unless noted otherwise, use the standard torque specifications

Mfg. No: 7800787



Wiring Schematic (14.5 & 17.5 HP Briggs, Electric Start)

REF NO	PART NO	QTY	DESCRIPTION
--	-----		Wiring Schematic incl. harness #'s 7022788, 7074406, 7028386 & 7028675

Not For
Reproduction

Hardware Identification & Torque Specifications

Torque Specification Chart								
FOR STANDARD METRIC MACHINE HARDWARE (Tolerance ± 20%)								
Property Class	5.6		8.8		10.9		12.9	
	Class 5.6		Class 8.8		Class 10.9		Class 12.9	
Size Of Hardware	in/lbs	Nm.	in/lbs	Nm.	in/lbs	Nm.	in/lbs	Nm.
	ft/lbs		ft/lbs		ft/lbs		ft/lbs	
M3	5.88	.56	13.44	1.28	19.2	1.80	22.92	2.15
M4	13.44	1.28	30.72	2.90	43.44	4.10	52.56	4.95
M5	26.4	2.50	60.96	5.75	5.97	8.10	7.15	9.7
M6	44.64	4.3	7.3	9.9	10.3	14	12.1	16.5
M7	5.2	7.1	12.1	16.5	16.9	23	19.9	27
M8	7.7	10.5	17.7	24	25	34	29	40
M10	15	21	35	48	50	67	59	81
M12	26	36	61	83	86.2	117	103	140
M14	42	58	101	132	136	185	162	220
M16	64	88	147	200	210	285	250	340
M18	89	121	202	275	287	390	346	470
M20	126	171	290	390	405	550	486	660
M22	169	230	390	530	559	745	656	890
M24	217	295	497	375	708	960	840	1140
M27	320	435	733	995	1032	1400	1239	1680
M30	435	590	995	1350	1401	1900	1681	2280
M33	590	800	1349	1830	1902	2580	2278	3090
M36	759	1030	1740	2360	2441	3310	2935	3980
M39	988	1340	2249	3050	3163	4290	3798	5150

Torque Specification Chart						
FOR STANDARD MACHINE HARDWARE (Tolerance ± 20%)						
Hardware Grade	No Marks		SAE Grade 5		SAE Grade 8	
	SAE Grade 2		SAE Grade 5		SAE Grade 8	
Size Of Hardware	in/lbs	Nm.	in/lbs	Nm.	in/lbs	Nm.
	ft/lbs		ft/lbs		ft/lbs	
8-32	19	2.1	30	3.4	41	4.6
8-36	20	2.3	31	3.5	43	4.9
10-24	27	3.1	43	4.9	60	6.8
10-32	31	3.5	49	5.5	68	7.7
1/4-20	66	7.6	8	10.9	12	16.3
1/4-28	76	8.6	10	13.6	14	19.0
5/16-18	11	15.0	17	23.1	25	34.0
5/16-24	12	16.3	19	25.8	29	34.0
3/8-16	20	27.2	30	40.8	45	61.2
3/8-24	23	31.3	35	47.6	50	68.0
7/16-14	30	40.8	50	68.0	70	95.2
7/16-20	35	47.6	55	74.8	80	108.8
1/2-13	50	68.0	75	102.0	110	149.6
1/2-20	55	74.8	90	122.4	120	163.2
9/16-12	65	88.4	110	149.6	150	204.0
9/16-18	75	102.0	120	163.2	170	231.2
5/8-11	90	122.4	150	204.0	220	299.2
5/8-18	100	136	180	244.8	240	326.4
3/4-10	160	217.6	260	353.6	386	525.0
3/4-16	180	244.8	300	408.0	420	571.2
7/8-9	140	190.4	400	544.0	600	816.0
7/8-14	155	210.8	440	598.4	660	897.6
1-8	220	299.2	580	788.8	900	1,244.0
1-12	240	326.4	640	870.4	1,000	1,360.0

The guides and ruler furnished below are designed to help you select the appropriate hardware.

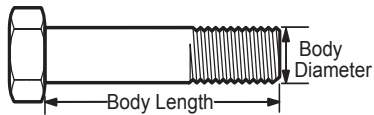


Nut, M8

Thread Diameter (mm)

Inside Diameter (in) Threads per inch

Nut, 1/2-16

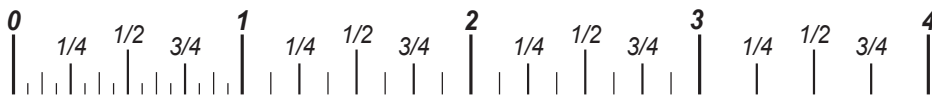


Screw, M8- 1.25 x 25

Thread Diameter (mm) Distance between threads (mm) Body Length (mm)

Body Diameter Threads per inch Body Length (in)

Screw, 1/2- 16 x 2



Standard Hardware Sizing

When a washer or nut is identified as 1/2" (M8), this is the *Nominal size*, meaning the *inside diameter* is 1/2 inch (8mm metric thread diameter); if a second number is present it represents the *threads per inch* (distance between threads).

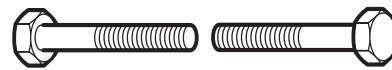
When bolt or capscrew is identified as 1/2 - 16 x 2" (M8 - 1.25 x 50), this means the *Nominal size*, or body diameter is 1/2 inch (8mm metric thread diameter), the second number, 16, represents the *threads per inch*, (*distance between threads*). The final number is the body length of the bolt or screw, 2 inches (50mm).

NOTES

- These torque values are to be used for all hardware excluding: locknuts, self-tapping screws, thread forming screws, sheet metal screws and socket head setscrews.
- Recommended seating torque values for locknuts:
 - for prevailing torque locknuts - use 65% of grade 5 torques.
 - for flange whizlock nuts and screws - use 135% of grade 5 torques.
- Unless otherwise noted on assembly drawings, all torque values must meet this specification.

Common Hardware Types

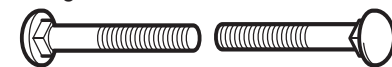
Hex Head Capscrew



Washer



Carriage Bolt



Hex Nut

Wrench & Fastener Size Guide

1/4" Bolt or Nut Wrench—7/16"	5/16" Bolt or Nut Wrench—1/2"	3/8" Bolt or Nut Wrench—9/16"	7/16" Bolt or Nut Wrench (Bolt)—5/8" Wrench (Nut)—11/16"	1/2" Bolt or Nut Wrench—3/4"
M6 Bolt or Nut Wrench—10mm	M8 Bolt or Nut Wrench—13mm	M10 Bolt or Nut Wrench—17mm	M12 Bolt or Nut Wrench—19mm	M14 Bolt or Nut Wrench—22mm

