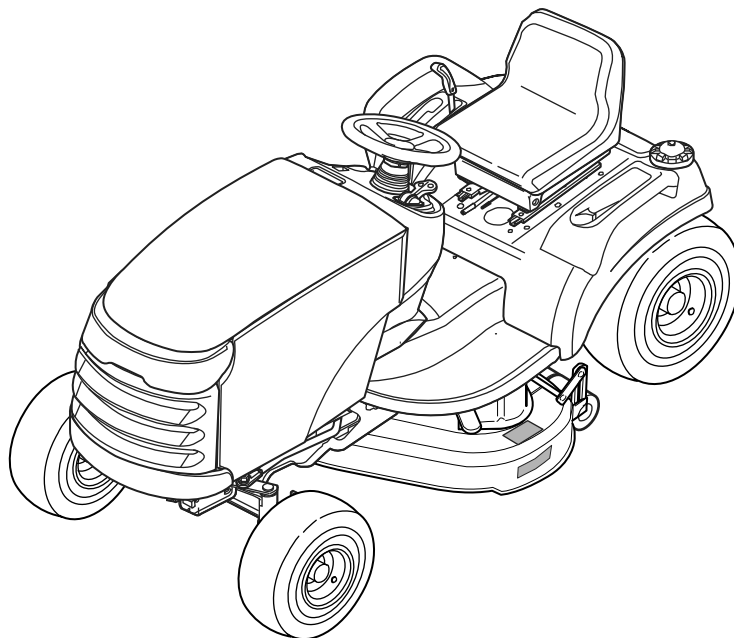




Parts Manual

AGCO
LAWN & GARDEN EQUIPMENT



Broadmoor / 1600 Series Lawn Tractors & Mower Decks

18HP Product

Mfg. No.	Description
1694630	Broadmoor, 18HP Hydro RMO
2690757	Broadmoor, 18HP Hydro RMO and 38" Mower Deck

1695406	44" Mower deck
1695402	50" Mower Deck
1695551	46" Mower Deck
1695552	52" Mower Deck

20HP Product

Mfg. No.	Description
1694633	1620H, 20HP Hydro RMO
1694682	Broadmoor, 20HP Hydro RMO
1695221	Broadmoor, 20HP B&S Hydro RMO (CE/Export)
2690755	Broadmoor, 20HP Hydro RMO and 50" Mower Deck
2690756	Broadmoor, 20HP Hydro RMP and 44" Mower Deck
2690758	1620HP, 20HP Hydro RMO and 44" Mower Deck
2690760	Broadmoor, 20HP Hydro RMO and 44" Mower Deck (CE/Export)
2690767	Broadmoor, 20HP Hydro RMO and 50" Mower Deck (CE/Export)
2690777	Broadmoor, 20HP Hydro RMO and 44" Mower Deck (CE/Export)
2690814	Broadmoor, 20HP Hydro RMO and 46" Mower Deck
2690815	Broadmoor, 20HP Hydro RMO and 52" Mower Deck

22HP Product

Mfg. No.	Description
2690823	Broadmoor, 22HP HYdro RMO and 44" Mower Deck

Mower Decks

Mfg. No.	Description
1695404	38" Mower Deck
1695403	44" Mower Deck

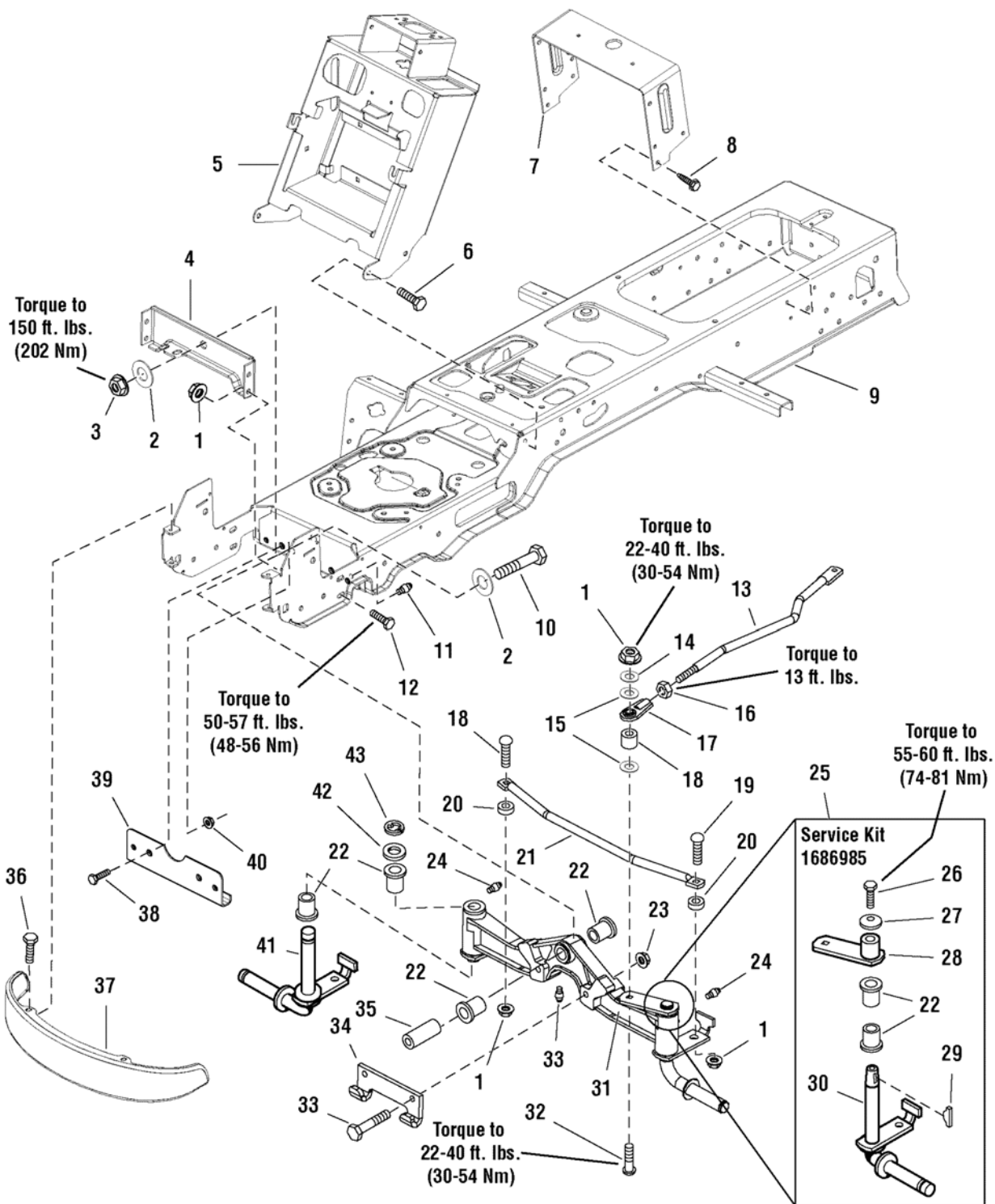
Manual Part No. 1735751
Revision G
Rev. Date: 10/25/2011

PRODUCT COMPONENTS	PAGES
Frame & Front Axle Group	4
Steering Group - Manual Steering	6
Engine Group - 20HP, 22HP & 24HP Briggs & Stratton, Twin	8
Engine Group - Electric Clutch - 16HP & 18HP Briggs & Stratton, Vanguard	10
Engine Group - Electric Clutch - 18HP & 20HP Briggs & Stratton, Vanguard	12
Transmission Group - Tuff Torq K57	14
Transmission SERVICE PARTS - Tuff Torq K57A	16
Control Group - Cruise Control	20
Controls Group	22
Electrical Group	24
Hood, Grille & Dash Group	28
Seat & Seat Deck Group -	30
Seat & Seat Deck Group	32
Lift Group - Manual	34
Lift Group - Manual with Cruise Control	36
Wheels & Tires Group	38
Decals - Brand & Model	40
Decals - Safety & Common	42
38" Mower Deck - Clutch & Support Group	44
38" Mower Deck - Height Adjustment & Roller Bar Group	46
38" Mower Deck - Housing, Arbors & Blades Group	50
44" Mower Deck - Clutch & Support Group	52
44" Mower Deck - Electric Height Adjustment & Roller Bar Group	54
44" Mower Deck - Height Adjustment & Roller Bar Group	58
44" Mower Deck - Housing, Arbors & Blades Group	60
46" & 52" Mower Deck - Clutch & Support Group	64
46" & 52" Mower Deck - Height Adjustment & Roller Bar Group	66
46" & 52" Mower Deck - Housing, Arbors & Blades Group	70
50" Mower Deck - Clutch & Support Group	72
50" Mower Deck - Height Adjustment & Roller Bar Group	74
50" Mower Deck - Housing, Arbors & Blades Group	76
Torque Specification Chart	Inside Back Cover

Frame & Front Axle Group

986681

NOTE: Unless noted otherwise, use the standard hardware torque specification chart.



The above parts group applies to the following Mfg. Nos.:

- | | | |
|---------------------|---------------------|---------------------|
| 1694630 - Broadmoor | 2690757 - Broadmoor | 2690815 - Broadmoor |
| 1694633 - 1620H | 2690758 - 1620HP | 2690823 - Broadmoor |
| 1694682 - Broadmoor | 2690760 - Broadmoor | |
| 1695221 - Broadmoor | 2690767 - Broadmoor | |
| 2690755 - Broadmoor | 2690777 - Broadmoor | |
| 2690756 - Broadmoor | 2690814 - Broadmoor | |

Frame & Front Axle Group

REF NO	PART NO.	QTY.	DESCRIPTION
1	1930645	7	NUT, Hex Flange Lock, 3/8-16
2	1960035	2	WASHER
3	2860646	1	NUT, Hex Flange, 5/8-11
4	1722212A	1	PLATE, Axle
5	1733765A	1	TOWER & SUPPORT ASSEMBLY
6	1923683	4	CAPSCREW, Hex Head Taptite, 3/8-16 x 3/4
7	1723528A	1	SUPPORT
8	1664847	4	CAPSCREW, Hex Head Taptite, 5/16-18 x 3/4
9	1726989A	1	FRAME ASSEMBLY
10	2860645	1	CAPSCREW, 5/8-11 x 3-1/2
11	1704314	2	FITTING, Grease for Wear Plate, 1/4-20, with Ball
12	1933260	4	CAPSCREW, Hex Head, Flange Lock, 3/8-16 x 3/4
13	1722541	1	LINK, Drag
14	1922755	1	WASHER
15	1960103	2	WASHER
16	1919262	1	NUT, Hex Jam, 1/2-20
17	1702779	1	JOINT, Ball
18	1708236	1	SPACER
19	1931350	2	CARRIAGE BOLT, 3/8-16 x 1
20	1611705	2	SPACER
21	1722626A	1	ROD, Tie
22	1721682	6	BUSHING
23	1930650	2	NUT, Hex Flange Lock, 7/16-14
24	2821133	3	FITTING, Lube
25	1686985	1	SPINDLE REPLACEMENT KIT, LH (Includes Ref. Nos. 22, 26, 27, 28, 29 & 30)
26	2823485	1	CAPSCREW, 3/8-16 x 7/8, GR8
27	1663151	1	WASHER, Spring, 3/8
28	1725112	1	HUB & ARM ASSEMBLY
29	2830671	1	KEY, Woodruff
30	1724264	1	SPINDLE, LH
31	1722200A	1	AXLE ASSEMBLY, w/ LH Spindle, Complete (Includes Ref. Nos. 22, 24, 41, 42 & 43)
32	1931352	1	CARRIAGE BOLT, 3/8-16 x 1-1/2
33	1927531	2	CAPSCREW, Hex Head, 7/16-14 x 2, GR8
34	1721918A	1	HOOK, "J"
35	1721752	1	SPACER
36	1960086	4	SCREW, Torx Head, 5/16-18 x 7/8
37	1721805A	1	BUMPER, Black, Steel, Standard
37	1723502	1	BUMPER, Chrome, Optional
38	1930591	2	CAPSCREW, Hex Whiz Lock, 5/16-18 x 3/4
39	1724801A	1	PLATE, Axle Wear
40	1931277	2	NUT, Hex Falnge Whiz Lock, 5/16-18
41	1722199	1	SPINDLE, RH
42	1919394	1	WASHER
43	2832577	1	RETAINING RING

Footnotes

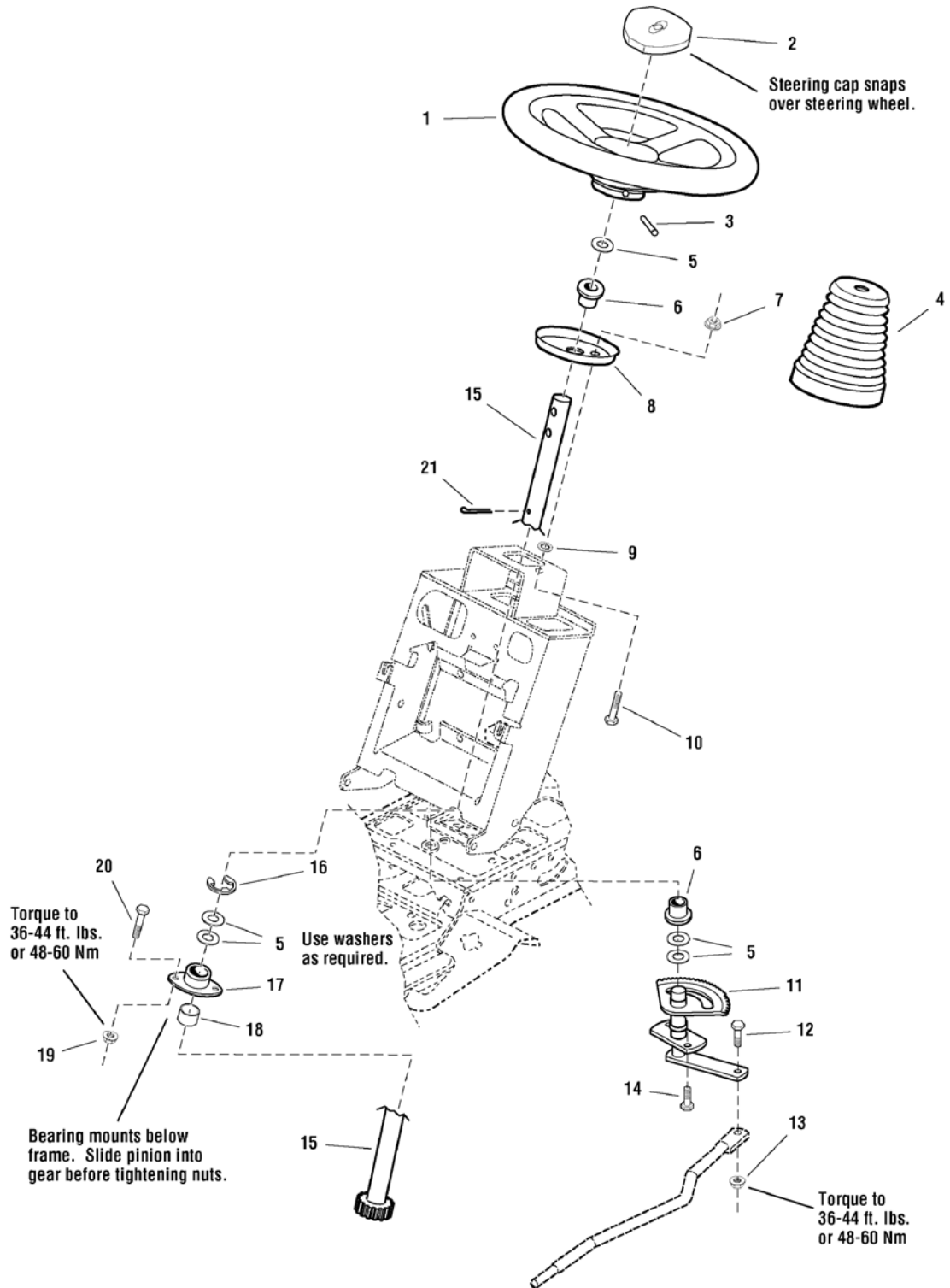
The above parts group applies to the following Mfg. Nos.:

1694630 - Broadmoor	2690757 - Broadmoor	2690815 - Broadmoor
1694633 - 1620H	2690758 - 1620HP	2690823 - Broadmoor
1694682 - Broadmoor	2690760 - Broadmoor	
1695221 - Broadmoor	2690767 - Broadmoor	
2690755 - Broadmoor	2690777 - Broadmoor	
2690756 - Broadmoor	2690814 - Broadmoor	

Steering Group - Manual Steering

NOTE: Unless noted otherwise, use the standard hardware torque specification chart.

985890



The above parts group applies to the following Mfg. Nos.:

1694630 - Broadmoor	2690757 - Broadmoor	2690815 - Broadmoor
1694633 - 1620H	2690758 - 1620HP	2690823 - Broadmoor
1694682 - Broadmoor	2690760 - Broadmoor	
1695221 - Broadmoor	2690767 - Broadmoor	
2690755 - Broadmoor	2690777 - Broadmoor	
2690756 - Broadmoor	2690814 - Broadmoor	

Steering Group - Manual Steering

REF NO	PART NO.	QTY.	DESCRIPTION
1	1722318	1	STEERING WHEEL, Straight, Shaft
2	1722319	1	CAP, Steering Wheel, Simplicity (Decal Not Included)
2	1725024	1	CAP, Steering Wheel, Plain
3	1960540	1	PIN, Spring, 5/16 x 2-1/2
4	1722749	1	COVER, Rubber, Upper Steering Shaft
5	1960114	5	WASHER, 3/4
6	2176440	2	BUSHING, 15/32 x 7/8 x 7/8, Nylon
7	1960636	2	NUT, Hex KEPS 5/6-18
8	1721736A	1	PLATE, Mounting Steering
9	1933988	2	NUT, Push
10	1960655	2	CARRIAGE BOLT, 5/16-18 x 1-1/4
11	1724470A	1	GEAR & SHAFT ASSEMBLY, Steering
12	1960032	1	CAPSCREW, Hex Head, 3/8-16 x 1-1/4, Black
13	1930645	1	NUT, Hex Flange Two-Way Lock, 3/8-16
14	1664847	2	CAPSCREW, Hex Washer Head Taptite, 5/16-18 x 3/4
15	1721626	1	SHAFT & PINION ASSEMBLY, Steering Manual
16	1611710	1	RING, Clipping Extension
17	1722459	1	BEARING, 3/4 x 1-11/16 x 13/16, 3" Long Housing
18	1722461	1	SPACER, 3/4 x 1-1/16 x 3/8, Powder Metal
19	1931211	2	NUT, Hex Flange Whiz Lock, 3/8-16, Small
20	1933260	2	CAPSCREW, Hex Whiz Lock Flange, 3/8-16 x 3/4, Black
21	1960033	1	CLIP, Hairpin

Footnotes

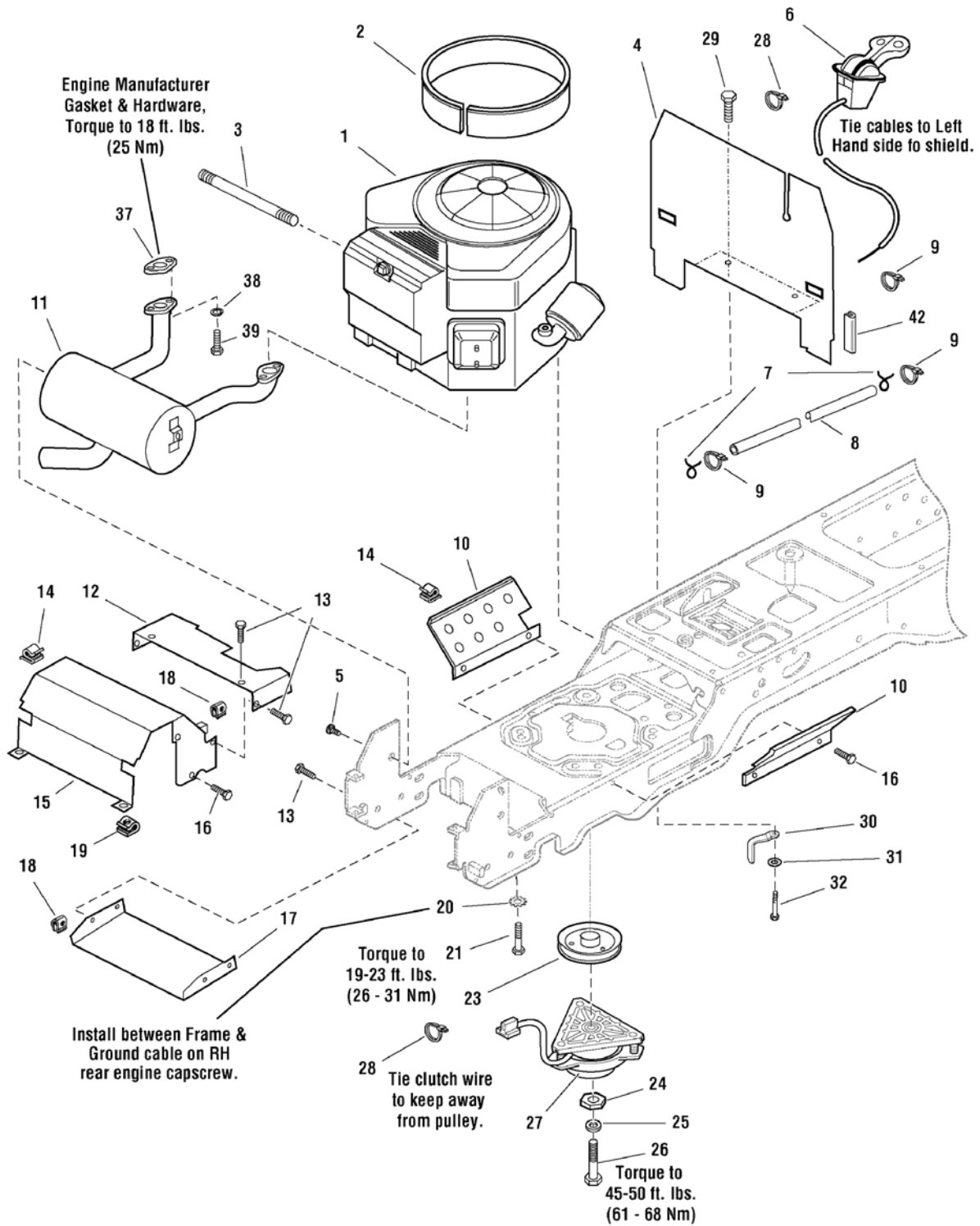
The above parts group applies to the following Mfg. Nos.:

1694630 - Broadmoor	2690757 - Broadmoor	2690815 - Broadmoor
1694633 - 1620H	2690758 - 1620HP	2690823 - Broadmoor
1694682 - Broadmoor	2690760 - Broadmoor	
1695221 - Broadmoor	2690767 - Broadmoor	
2690755 - Broadmoor	2690777 - Broadmoor	
2690756 - Broadmoor	2690814 - Broadmoor	

Engine Group - 20HP, 22HP & 24HP Briggs & Stratton, Twin

988208

NOTE: Unless noted otherwise,
use the standard hardware torque
specification chart.



The above parts group applies to the following Mfg. Nos.:

- 2690814 - Broadmoor
- 2690815 - Broadmoor
- 2690823 - Broadmoor

Engine Group - 20HP, 22HP & 24HP Briggs & Stratton, Twin

REF NO	PART NO.	QTY.	DESCRIPTION
1	358777-0280-G1	1	* ENGINE, 20 HP Briggs & Stratton Vanguard Twin (Engine Model: 358777-0280-G1)
1	40H777-0136-B1	1	* ENGINE, 22 HP Briggs & Stratton INTEK Twin (Engine Model: 40H777-0136-B1)
1	40M777-0143-B1	1	* ENGINE, 24 HP Briggs & Stratton INTEK Twin (Engine Model: 40M777-0143-B1)
1	44M777-0144-G1	1	* ENGINE, 24 HP Briggs & Stratton Twin (Engine Model: 44M777-0144-G1)
2	1734166	1	EDGING, Airduct (22HP & 24 HP Models Only)
3	1723165	1	HOSE, Oil Drain
4	1722388A	1	HEAT SHIELD
5	1924856	2	CAPSCREW, Hex Head, Taptite, 5/16-18 x 1/2
6	1734506	1	THROTTLE CONTROL (20HP Models Only)
6	1737747	1	THROTTLE CONTROL (22HP & 24 HP Models Only)
7	791850	2	CLAMP, Hose, Wire
8	1734985	1	HOSE, Fuel
9	1701011	1	TIE, Self Locking, 7-5/16 Long
10	1722392A	2	SHIELD, Side, Heat
11	1721706	1	MUFFLER ASSEMBLY (22HP & 24 HP Models Only)
11	1722625	1	MUFFLER ASSEMBLY (20HP Models Only)
12	1722390A	1	DUCT, Muffler Extension
13	1960295	8	CAPSCREW, Hex, Whiz Lock, 1/4-20 x 5/8
14	2834683	2	CLIP, Wire
15	1722389A	1	DUCT, Muffler Top
16	1927428	8	CAPSCREW, Hex Head Taptite, 1/4-20 x 3/8
17	1722414A	1	SHIELD, Muffler Bottom
18	1960368	8	NUT, Speed, 1/4-20
19	1935255	2	NUT, Speed, 3/8-18
20	2820427	1	WASHER, Locking, External Teeth, 3/8
21	2830598	1	CAPSCREW, Hex Head, Taptite, 3/8-16 x 1-1/2
23	1732576	1	PULLEY, Engine
24	1708264	1	WASHER, Hex, 7/16 x 1-1/2
25	1918199	1	WASHER, Locking, 7/16
26	1960649	1	CAPSCREW, Hex Head 7/16-20 x 3-1/2 (24 HP Models Only)
26	1960648	1	CAPSCREW, Hex Head 7/16-20 x 3-1/2 (20HP & 22HP Models Only)
27	1736105	1	CLUTCH (20HP & 24HP Models Only)
27	1734779	1	CLUTCH (22HP Models Only)
28	2832747	2	TIE, Self Locking
29	1925003	2	CAPSCREW, Hex Head Taptite, 1/4-20 x 1/2
30	1737420A	1	RETAINER, Clutch (22HP Models Only)
30	1737421A	1	RETAINER, Clutch (20HP & 24HP Models Only)
31	1924940	2	WASHER, Flat, 3/8
32	2827187	1	CAPSCREW, Hex Head 3/8-16 x 1
37	-----	2	* GASKET
38	1917356	4	LOCKWASHER, 5/16
39	2860660	4	CAPSCREW, Socket Head, 5/16-18 x 7/8, G8
42	1723894	1	EDGING, Rubber

Footnotes

Note* See your local Briggs & Stratton distributor for parts and service.

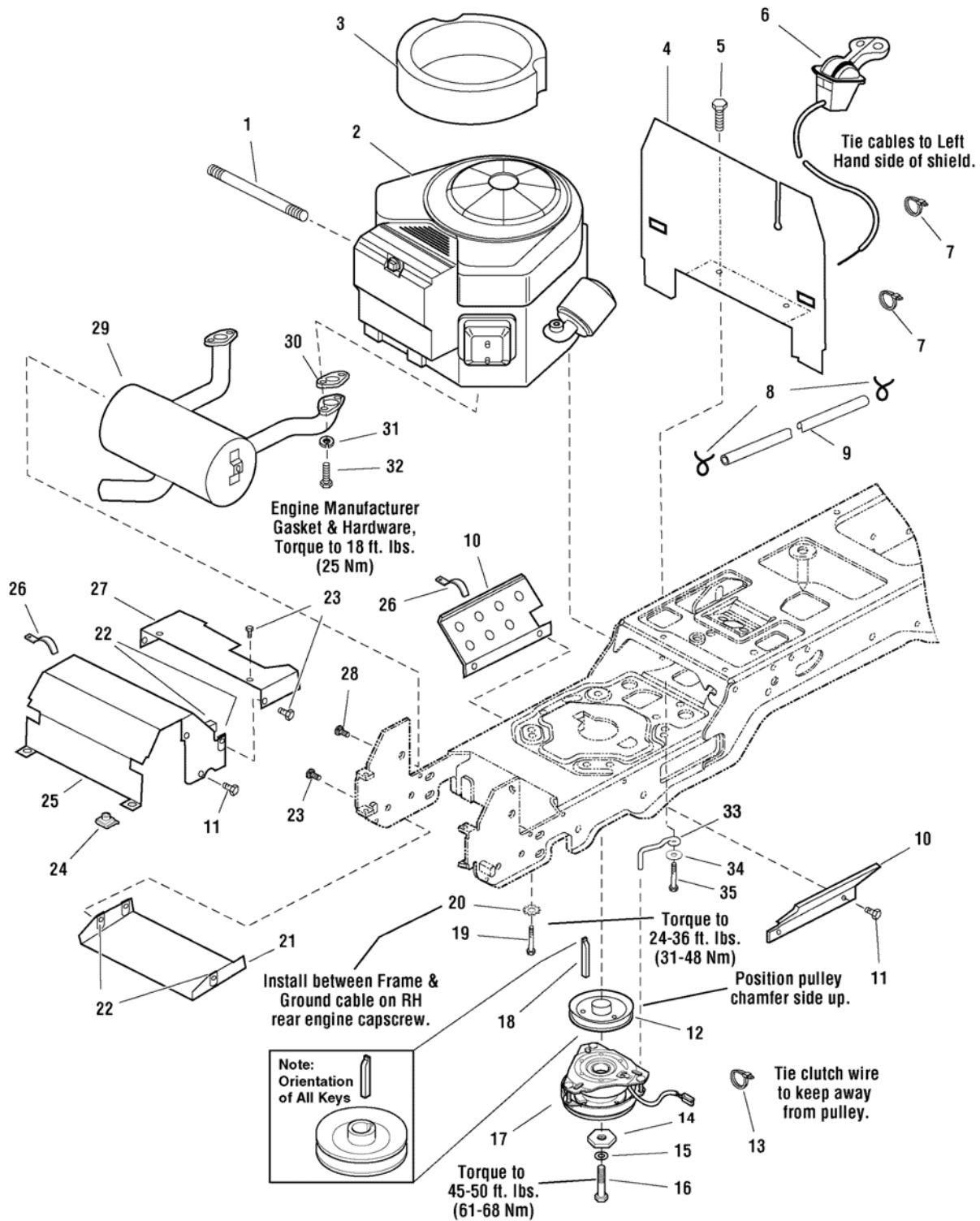
The above parts group applies to the following Mfg. Nos.:

2690814 - Broadmoor
 2690815 - Broadmoor
 2690823 - Broadmoor

Engine Group - Electric Clutch - 16HP & 18HP Briggs & Stratton, Vanguard

986252

NOTE: Unless noted otherwise, use the standard hardware torque specification chart.



The above parts group applies to the following Mfg. Nos.:

- 1694630 - Broadmoor
- 2690757 - Broadmoor

Engine Group - Electric Clutch - 16HP & 18HP Briggs & Stratton, Vanguard

REF NO	PART NO.	QTY.	DESCRIPTION
1	1723165	1	HOSE, Oil Drain, 10-1/2" Long, 3/8-18 Fittings
2	*	1	ENGINE, 16HP Briggs & Stratton Vanguard Twin, Model 303777, Type 1114-E1
2	*	1	ENGINE, 18HP Briggs & Stratton Vanguard Twin, Model 356777, Type 0113-E1
3	1722950	1	SEAL, Circle, 16HP Only
4	1722388A	1	BULKHEAD
5	1925003	2	CAPSCREW, Hex Washer Head Taptite, 1/2-20 x 1/2, Black
6	1727223	1	CONTROL, Throttle Double 39" Long w/Knobs
7	1701011	2	TIE, Wire, 7-5/16" Long
8	2860112	2	CLAMP, Hose Type E
9	1718678	1	HOSE, Fuel, 59" Long
10	1722392A	2	SHIELD, Side
11	1929000	8	CAPSCREW, Hex Washer Head Taptite, 1/4-20 x 3/8
12	1722288	1	PULLEY & HUB ASSEMBLY
13	2832747	1	TIE, Self Locking, 3-5/8 Long
14	1708264	1	WASHER, Hex, 7/16, Black
15	1918199	1	LOCKWASHER, 7/16
16	1960648	1	CAPSCREW, Hex Head, 7/16-20 x 3-3/4
17	1686880	1	CLUTCH, Electric
18	1720463	1	KEY, HI PRO, 1/4 x 2 1/2
19	2830598	4	CAPSCREW, Hex Washer Head Taptite, 3/8-16 x 1-1/2
20	2820427	1	LOCKWASHER, External Tooth, 3/8
21	1722414A	1	SHIELD, Muffler Bottom
22	1960368	8	NUT, Speed, 1/4-20, Lug
23	1960295	4	CAPSCREW, Hex Flange Whiz Lock, 1/4-20 x 5/8
24	1935255	2	NUT, Speed, 5/16-18, Lug, Black
25	1722389A	1	DUCT, Muffler Top
26	2834683	2	CLIP, Wire 1/8
27	1722390A	1	DUCT, Muffler Extension
28	1924856	2	CAPSCREW, Hex Washer Head Taptite, 5/16-18 x 1/2, Black
29	1722625	1	MUFFLER, Briggs & Stratton, Vanguard Twin
30	*	1	GASKET, Briggs & Stratton, Vanguard Twin
31	1917356	4	LOCKWASHER, 5/16
32	2860660	4	CAPSCREW, Hex Flange Whiz Lock, 5/16-18 x 7/8
33	1732026	1	RETAINER, Clutch 2986413 - 18HP B&S Vanguard (Twin)
34	1924940	1	WASHER, Flat 3/8 2986413 - 18HP B&S Vanguard (Twin)
35	2827187	1	CAPSCREW, 3/8-16 x 1 2986413 - 18HP B&S Vanguard (Twin)

Footnotes

Note* See your local Briggs & Stratton distributor for parts and service.

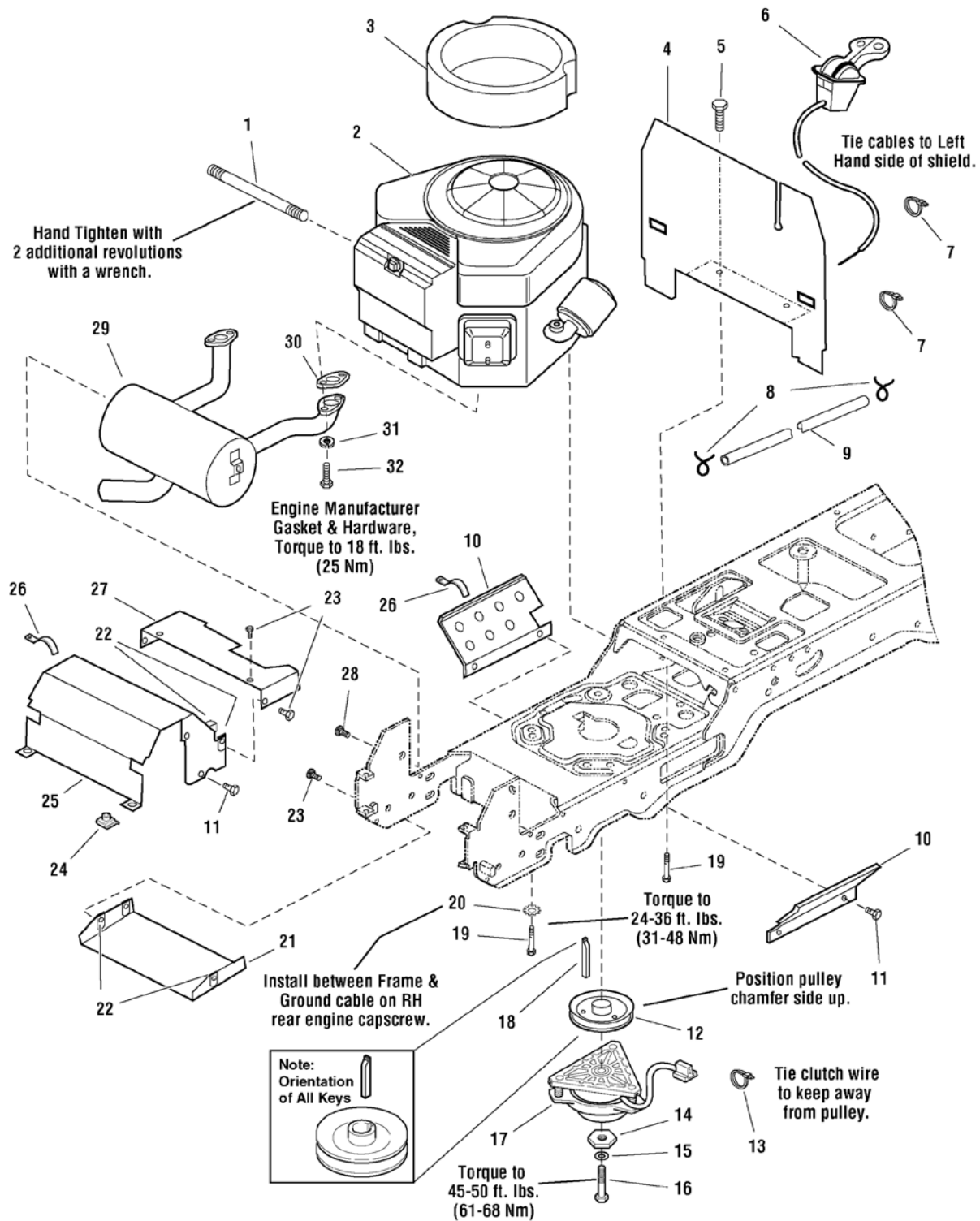
The above parts group applies to the following Mfg. Nos.:

1694630 - Broadmoor
2690757 - Broadmoor

Engine Group - Electric Clutch - 18HP & 20HP Briggs & Stratton, Vanguard

986773

NOTE: Unless noted otherwise, use the standard hardware torque specification chart.



The above parts group applies to the following Mfg. Nos.:

- | | |
|---------------------|---------------------|
| 1694633 - 1620H | 2690760 - Broadmoor |
| 1694682 - Broadmoor | 2690767 - Broadmoor |
| 1695221 - Broadmoor | 2690777 - Broadmoor |
| 2690755 - Broadmoor | |
| 2690756 - Broadmoor | |
| 2690758 - 1620HP | |

Engine Group - Electric Clutch - 18HP & 20HP Briggs & Stratton, Vanguard

REF NO	PART NO.	QTY.	DESCRIPTION
1	1723165	1	HOSE, Oil Drain, 10-1/2" Long, 3/8-18 Fittings
2	*	1	ENGINE, 18HP Briggs & Stratton Vanguard Twin, Model 356777, Type 0113-E1
2	*	1	ENGINE, 20HP Briggs & Stratton Vanguard Twin, Model 358777, Type 0110-E1
3	1722949	1	SEAL, Circle, 18HP & 20HP
4	1722388A	1	BULKHEAD
5	1925003	2	CAPSCREW, Hex Washer Head Taptite, 1/2-20 x 1/2, Black
6	1727223	1	CONTROL, Throttle Double 39" Long w/Knobs
7	1701011	2	TIE, Wire, 7-5/16" Long
8	2860112	2	CLAMP, Hose Type E
9	1718678	1	HOSE, Fuel, 59" Long
10	1722392A	2	SHIELD, Side
11	1929000	8	CAPSCREW, Hex Washer Head Taptite, 1/4-20 x 3/8
12	1722288	1	PULLEY & HUB ASSEMBLY
13	2832747	1	TIE, Self Locking, 3-5/8 Long
14	1708264	1	WASHER, Hex, 7/16, Black
15	1918199	1	LOCKWASHER, 7/16
16	1960649	1	CAPSCREW, Hex Head, 7/16-20 x 3-1/2, 20HP
16	1960648	1	CAPSCREW, Hex Head, 7/16-20 x 2-3/4, 20HP
17	1686883	1	CLUTCH, Electric, 18HP
17	1686880	1	CLUTCH, Electric, 20HP
18	1720463	1	KEY, HI PRO, 1/4 x 2 1/2
19	2830598	4	CAPSCREW, Hex Washer Head Taptite, 3/8-16 x 1-1/2
20	2820427	1	LOCKWASHER, External Tooth, 3/8
21	1722414A	1	SHIELD, Muffler Bottom
22	1960368	8	NUT, Speed, 1/4-20, Lug
23	1960295	4	CAPSCREW, Hex Flange Whiz Lock, 1/4-20 x 5/8
24	1935255	2	NUT, Speed, 5/16-18, Lug, Black
25	1722389A	1	DUCT, Muffler Top
26	2834683	2	CLIP, Wire 1/8
27	1722390A	1	DUCT, Muffler Extension
28	1924856	2	CAPSCREW, Hex Washer Head Taptite, 5/16-18 x 1/2, Black
29	1722625	1	MUFFLER, Briggs & Stratton, Vanguard Twin
30	*	1	GASKET, Briggs & Stratton, Vanguard Twin
31	1917356	4	LOCKWASHER, 5/16
32	2860660	4	CAPSCREW, Hex Flange Whiz Lock, 5/16-18 x 7/8

Footnotes

Note* See your local Briggs & Stratton distributor for parts and service.

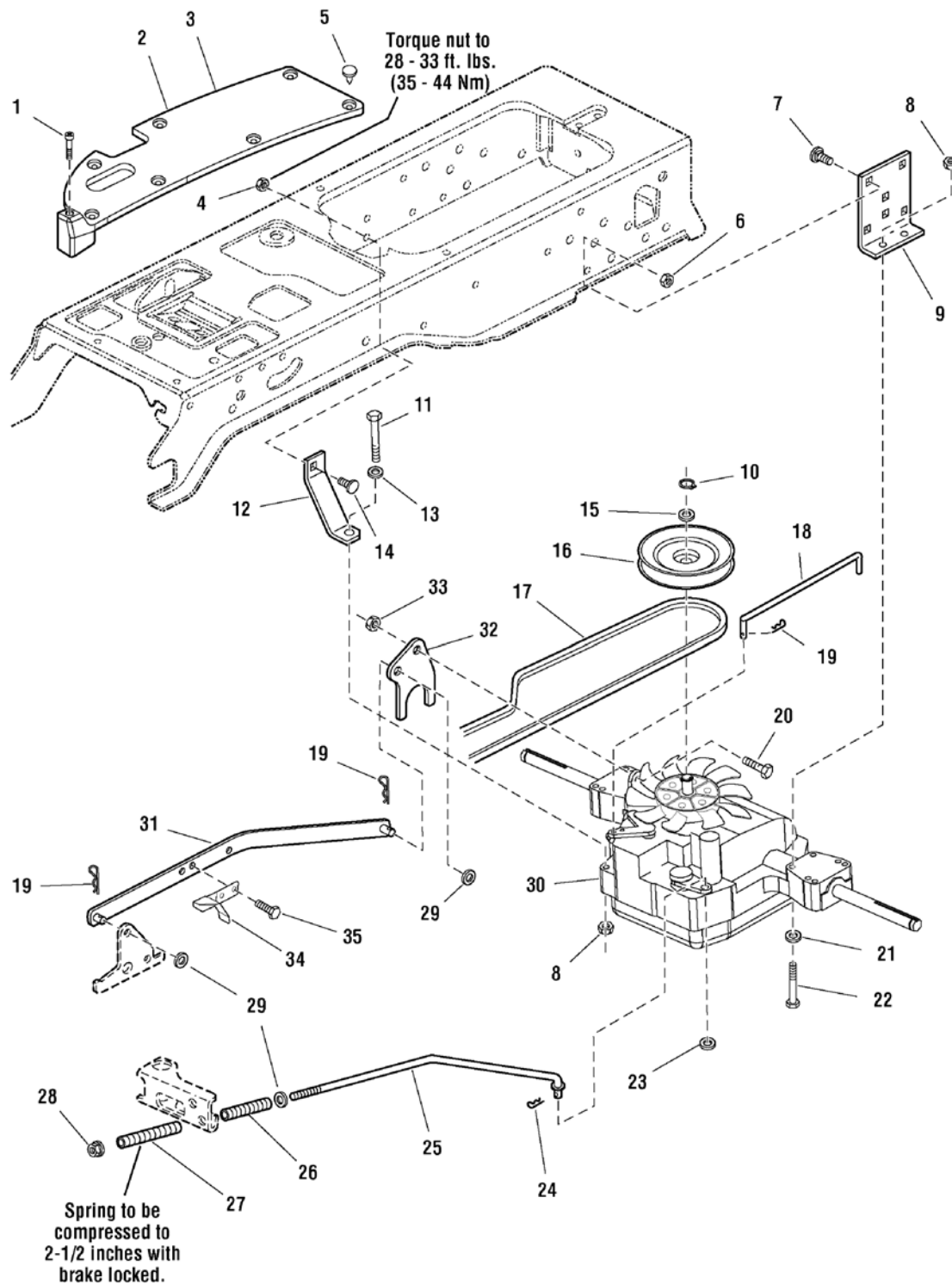
The above parts group applies to the following Mfg. Nos.:

1694633 - 1620H 2690760 - Broadmoor
 1694682 - Broadmoor 2690767 - Broadmoor
 1695221 - Broadmoor 2690777 - Broadmoor
 2690755 - Broadmoor
 2690756 - Broadmoor
 2690758 - 1620HP

Transmission Group - Tuff Torq K57

986603

NOTE: Unless noted otherwise,
use the standard hardware torque
specification chart.



The above parts group applies to the following Mfg. Nos.:

1694630 - Broadmoor	2690757 - Broadmoor	2690815 - Broadmoor
1694633 - 1620H	2690758 - 1620HP	2690823 - Broadmoor
1694682 - Broadmoor	2690760 - Broadmoor	
1695221 - Broadmoor	2690767 - Broadmoor	
2690755 - Broadmoor	2690777 - Broadmoor	
2690756 - Broadmoor	2690814 - Broadmoor	

Transmission Group - Tuff Torq K57

REF NO	PART NO.	QTY.	DESCRIPTION
1	1960676	2	SCREW, Pan Head Torx Taptite, 1/4-20 x 1-1/4, Black
2	1722345	1	PAD, Footrest, LH, without Differential Lock
3	1722173	1	PAD, Footrest, RH
4	1960636	1	NUT, Hex KEPS, 5/16-18, Black
5	1704351	15	FASTENER, Panel
6	1960637	6	NUT, Hex KEPS, 3/8-16, Black
7	1931350	6	CARRIAGE BOLT, 3/8-16 x 1, Black
8	1960686	5	NUT, Hex Flange ESNA, 5/16-18, Black
9	1721728A	2	SUPPORT, Transmission
10	1724316	1	RING, Snap, Transmission
11	1921978	1	CAPSCREW, Hex Head 5/16-18 x 2 G5
12	1721592A	1	STRAP, Torque
13	1960141	1	WASHER, 5/16, Black
14	1931335	1	CARRIAGE BOLT, 5/16-18 x 1, Black
15	1960027	2	WASHER, 1/2
16	1721666	1	PULLEY & HUB ASSEMBLY
17	1726841	1	V-BELT, Drive
18	1726806	1	ROD, Transmission Release
19	1722460	3	PIN, Quick
20	1921332	1	CAPSCREW, Hex Head, 5/16-18 x 2
21	1919326	4	WASHER, 5/16, Black
22	1923141	4	CAPSCREW, Hex Head, 5/16-18 x 2-3/4, Black
23	1918267	1	WASHER, 15/32 x 15/16, Black
24	1918447	1	PIN, Cotter, Black
25	1726871	1	ROD, Brake
26	1722684	1	SPRING, Compression, 3-1/4" Long, Black
27	1729277	1	SPRING, Compression, 3-5/8" Long, Black
28	1960687	1	NUT, Hex Flange ESNA, 3/8-16, Black
29	1924940	3	WASHER, 3/8, Black
30	1722668	1	TRANSMISSION ASSEMBLY, K57, without Pulley
31	1732190A	1	CONTROL ARM ASSEMBLY
32	1724423A	1	ARM, Control
33	1960636	2	NUT, KEPS Lock, 5/16-18
34	1727215A	1	ACTUATOR, Switch
35	1924856	2	CAPSCREW, Hex Head Taptite, 5/16-18 x 1/2

Footnotes

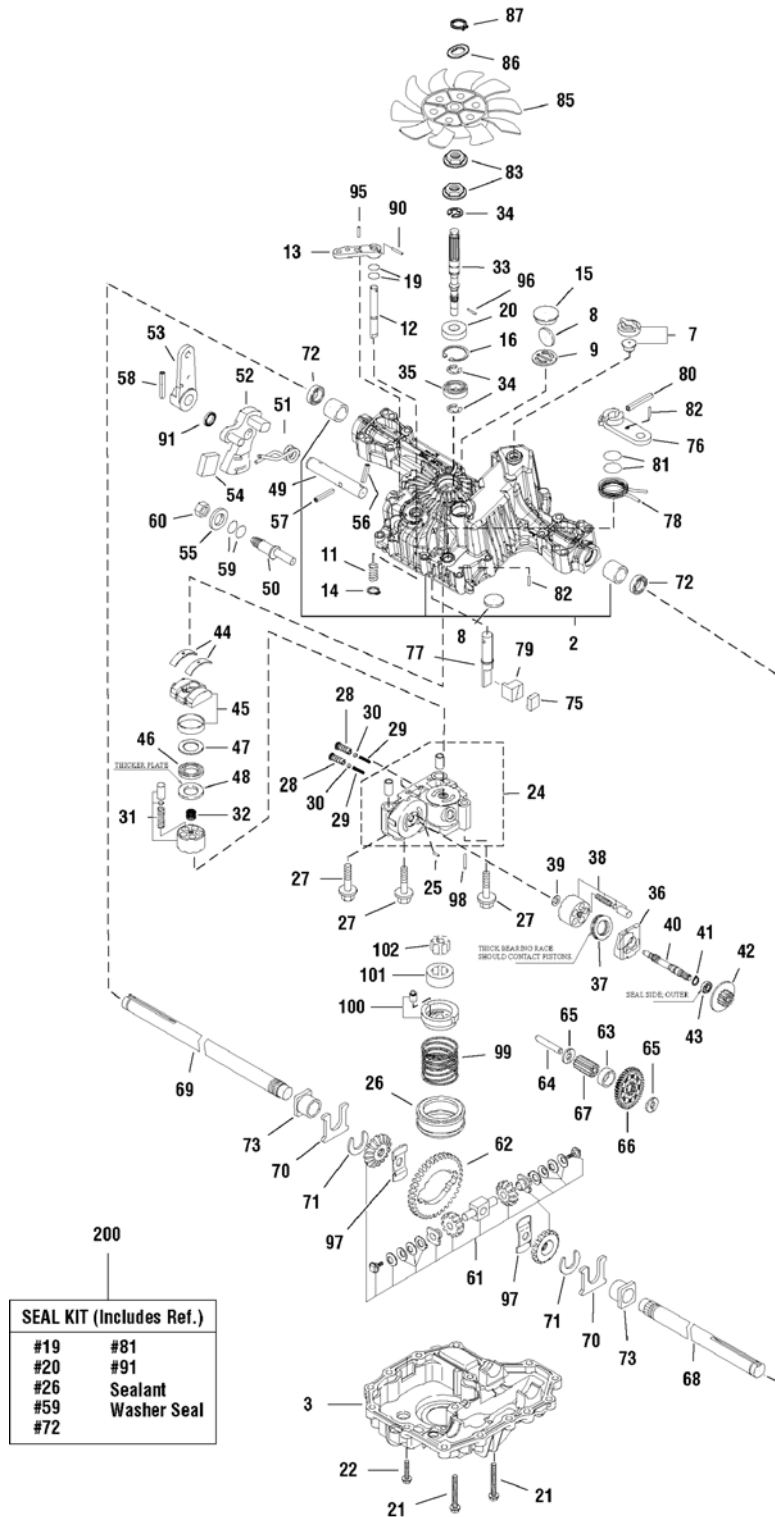
The above parts group applies to the following Mfg. Nos.:

1694630 - Broadmoor	2690757 - Broadmoor	2690815 - Broadmoor
1694633 - 1620H	2690758 - 1620HP	2690823 - Broadmoor
1694682 - Broadmoor	2690760 - Broadmoor	
1695221 - Broadmoor	2690767 - Broadmoor	
2690755 - Broadmoor	2690777 - Broadmoor	
2690756 - Broadmoor	2690814 - Broadmoor	

Transmission SERVICE PARTS - Tuff Torq K57A

1722668

NOTE: Unless noted otherwise,
use the standard hardware torque
specification chart.



The above parts group applies to the following Mfg. Nos.:

- | | | |
|---------------------|---------------------|---------------------|
| 1694630 - Broadmoor | 2690757 - Broadmoor | 2690823 - Broadmoor |
| 1694633 - 1620H | 2690760 - Broadmoor | |
| 1694682 - Broadmoor | 2690767 - Broadmoor | |
| 1695221 - Broadmoor | 2690777 - Broadmoor | |
| 2690755 - Broadmoor | 2690814 - Broadmoor | |
| 2690756 - Broadmoor | 2690815 - Broadmoor | |

Transmission SERVICE PARTS - Tuff Torq K57A

REF NO	PART NO.	QTY.	DESCRIPTION
2	----	1	*HOUSING ASSEMBLY, Upper
3	1724938	1	HOUSING, LOWER
7	1718052	1	VENT VALVE 15
8	1724279	2	MAGNET, K50
9	----	1	*HOLDER, Magnet
11	1725730	1	SPRING
12	1724281	1	SHAFT, Bypass
13	1720418	1	LEVER, Bypass
14	1718061	1	RING
15	1724282	1	SEALING CAP
16	1708650	1	RING 35
19	1708691	2	PACKING
20	1708651	1	SEAL TC
21	1707789	14	SCREW, Tapping
22	----	2	*SCREW, Tapping
24	1724939	1	CASE, CENTER
25	1718070	1	PIN 3 x 9.8
26	1724954	1	FILTER
27	1720805	3	BOLT 10 x 75
28	1724286	2	VALVE, IDS 1.0
29	1724287	2	SPRING, IDS
30	----	2	*BALL, 3/16
31	----	1	*CYLINDER BLOCK ASSEMBLY
32	1724290	1	SPRING, PUMP
33	1724941	1	SHAFT, PUMP
34	1718076	3	RING E15
35	1708673	1	BEARING
36	1718077	1	HOUSING
37	----	1	*BEARING, Thrust
38	1718079	1	BLOCK, CYLINDER
39	1718084	1	WASHER 12 x 24 x 1
40	1724943	1	SHAFT, MOTOR
41	1708672	1	RING 15
42	1724944	1	GEAR, MOTOR
43	1718083	1	BEARING 6202UC3
44	1718089	2	THRUST METAL
45	1720426	1	SWASH PLATE ASSEMBLY
46	1718088	1	THRUST PLATE B
47	1718086	1	BEARING K81105
48	1718087	1	THRUST PLATE A
49	----	1	*SHAFT, Control
50	----	1	*FULCRUM, ECCENTRIC
51	1724345	1	SPRING, Torsion
52	1724346	1	LEVER, Control
53	1724347	1	ARM, Control

Footnotes

*Note: See your local authorized dealership for parts and warranty or contact Tuff Torq at www.tufftorqservices.com (U.S. 1-866-572-3441 Int'l 01-423-585-1977)

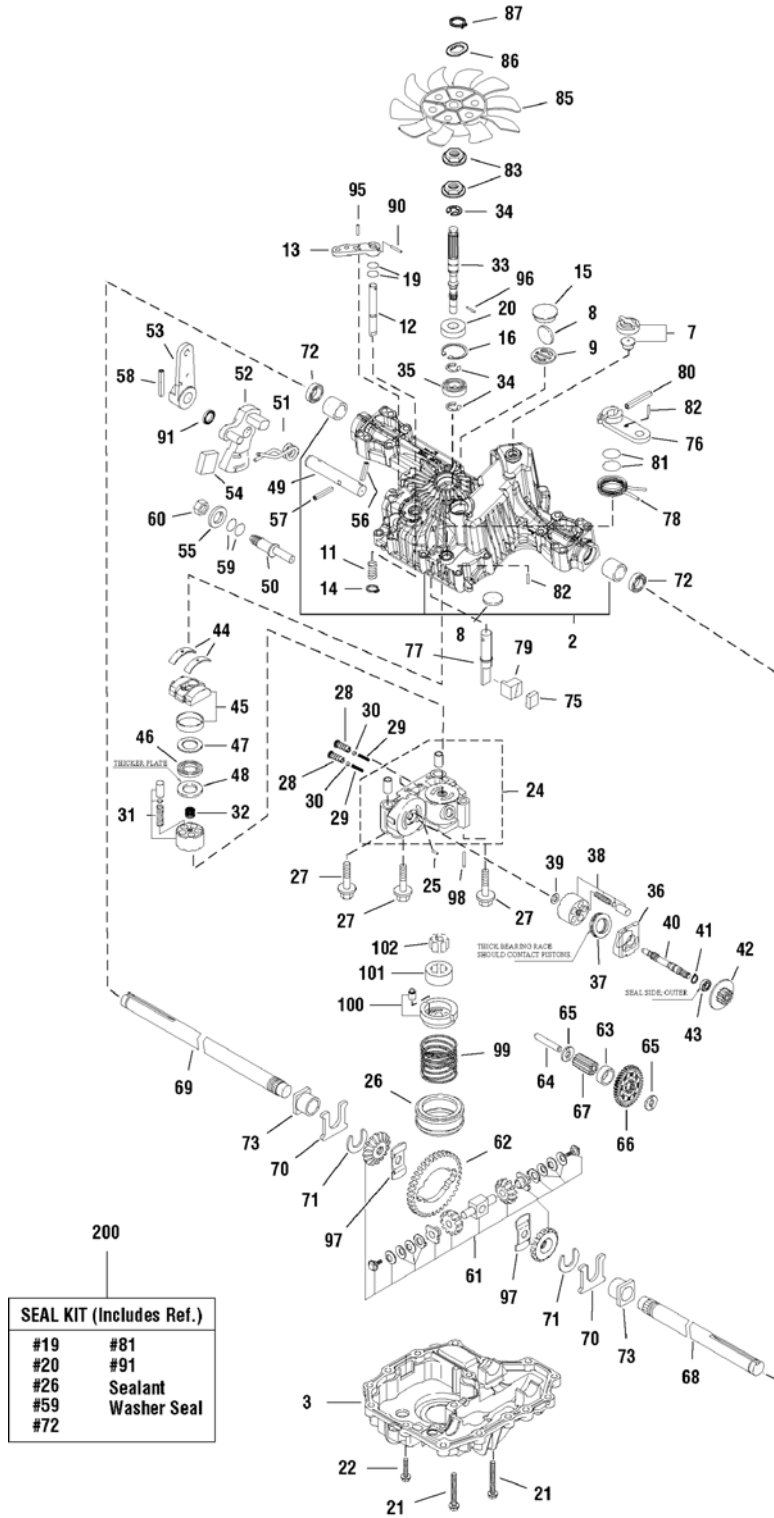
The above parts group applies to the following Mfg. Nos.:

1694630 - Broadmoor	2690757 - Broadmoor	2690823 - Broadmoor
1694633 - 1620H	2690760 - Broadmoor	
1694682 - Broadmoor	2690767 - Broadmoor	
1695221 - Broadmoor	2690777 - Broadmoor	
2690755 - Broadmoor	2690814 - Broadmoor	
2690756 - Broadmoor	2690815 - Broadmoor	

Transmission SERVICE PARTS - Tuff Torq K57A

1722668

NOTE: Unless noted otherwise,
use the standard hardware torque
specification chart.



The above parts group applies to the following Mfg. Nos.:

- | | | |
|---------------------|---------------------|---------------------|
| 1694630 - Broadmoor | 2690757 - Broadmoor | 2690823 - Broadmoor |
| 1694633 - 1620H | 2690760 - Broadmoor | |
| 1694682 - Broadmoor | 2690767 - Broadmoor | |
| 1695221 - Broadmoor | 2690777 - Broadmoor | |
| 2690755 - Broadmoor | 2690814 - Broadmoor | |
| 2690756 - Broadmoor | 2690815 - Broadmoor | |

Transmission SERVICE PARTS - Tuff Torq K57A

REF NO	PART NO.	QTY.	DESCRIPTION
54	1724348	1	JERKY PLATE
55	1708689	1	WASHER
56	1724349	1	PIN, COTTER
57	1724296	1	PIN, SPRING
59	1707879	2	PACKING
58	1718100	1	PIN 6.0A x 4.0
60	1708692	1	NUT 12
61	1724955	1	GEAR & PINION ASSEMBLY
62	-----	1	*GEAR, FINAL CONTR TRAC
63	1724946	2	COLLAR, PINION
64	-----	1	*SHAFT, Reduction
65	1724948	2	WASHER, 12 x 32 x 3.2
66	1724949	1	GEAR, Reduction
67	1724950	1	PINION, Final
68	1724304	1	SHAFT, AXLE, Right
69	1724303	1	SHAFT, AXLE, Left
70	1718112	2	WASHER, Thrust
71	1718113	2	RING 17
72	1718111	2	SEAL 19 x 32 x 8
73	1718110	2	BUSHING 19 x 21
75	1724305	1	SHOE, Brake
76	1724306	1	ARM, Brake
77	-----	1	SHAFT, Brake
78	1724308	1	SPRING, RETURN B
79	1724309	1	BRAKE, Actuator
80	1724310	1	PIN
81	1708690	2	PACKING
82	1724311	2	PIN, Spring
83	1724312	2	COLLAR, Spline
85	1724314	1	FAN
86	1724315	1	LOCKWASHER
87	1724316	1	RING, Snap
90	1707839	1	PIN 3.0A x 20
91	1724318	1	OIL SEAL
95	1707839	1	PIN, Roll
97	1724956	2	WASHER, THRUST DIFF
98	-----	2	PIN, 3.0A x 18
99	-----	1	*SPRING, Charge
100	1724953	1	CHARGE PUMP CASE ASSEMBLY
200	1727542	1	SEAL KIT, K57

Footnotes

*Note: See your local authorized dealership for parts and warranty or contact Tuff Torq at www.tufftorqservices.com (U.S. 1-866-572-3441 Int'l 01-423-585-1977)

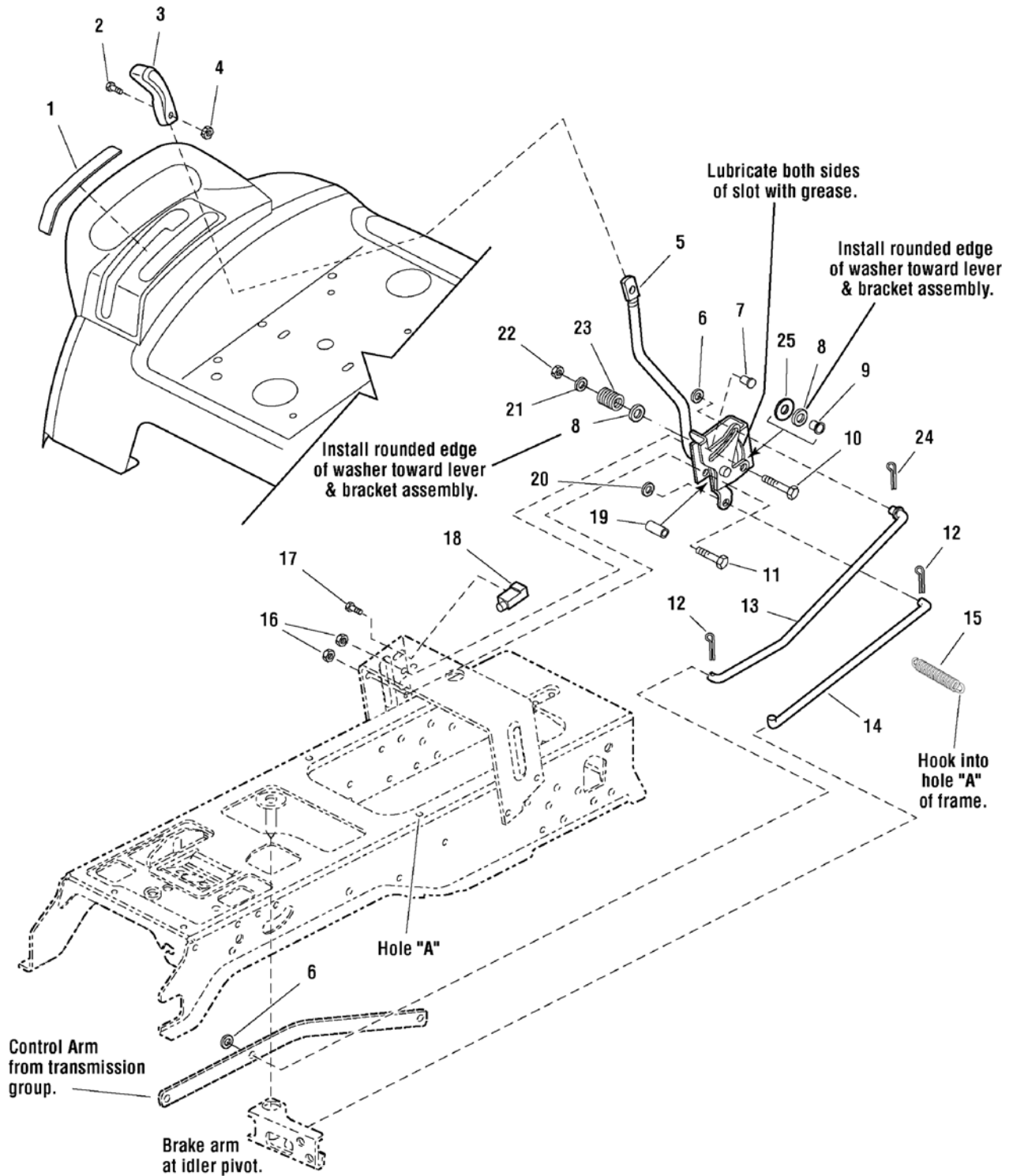
The above parts group applies to the following Mfg. Nos.:

1694630 - Broadmoor	2690757 - Broadmoor	2690823 - Broadmoor
1694633 - 1620H	2690760 - Broadmoor	
1694682 - Broadmoor	2690767 - Broadmoor	
1695221 - Broadmoor	2690777 - Broadmoor	
2690755 - Broadmoor	2690814 - Broadmoor	
2690756 - Broadmoor	2690815 - Broadmoor	

Control Group - Cruise Control

NOTE: Unless noted otherwise, use the standard hardware torque specification chart.

986190



The above parts group applies to the following Mfg. Nos.:

1694630 - Broadmoor	2690757 - Broadmoor	2690823 - Broadmoor
1694633 - 1620H	2690760 - Broadmoor	
1694682 - Broadmoor	2690767 - Broadmoor	
1695221 - Broadmoor	2690777 - Broadmoor	
2690755 - Broadmoor	2690814 - Broadmoor	
2690756 - Broadmoor	2690815 - Broadmoor	

Control Group - Cruise Control

REF NO	PART NO.	QTY.	DESCRIPTION
1	1723713	1	DECAL, Cruise & Lift
2	1960666	1	SCREW, Torque Head Plus Socket Head, 1/4-20 x 7/8
3	1722303	1	KNOB, Cruise
4	1920397	1	NUT, Hex Lock ESNA Light, 1/4-20
5	1722003	1	LEVER & BRACKET ASSEMBLY, Cruise
6	1960103	2	WASHER, 3/8, Black
7	1931333	1	CARRIAGE BOLT, 5/16-18 x 3/4
8	1926192	2	WASHER, 9/16 x 1-1/4 x 1/8
9	1709043	1	SPACER, w/Flange, 11/32 x 15/32 x 3/4
10	1931342	1	CARRIAGE BOLT, 5/16-18 x 2 3/4
11	1960273	1	CARRIAGE BOLT, 5/16-18 x 2-1/4
12	1722460	2	PIN, Quick
13	1722117	1	ROD, Cruise
14	1733719	1	ROD, Return
15	2159106	1	SPRING, Cruise Return to Frame
16	1960636	2	NUT, Hex KEPS, 5/16-18
17	1960001	2	CAPSCREW, Hex Washer Head Plastite, 10-14 x 5/8
18	1717050	1	SWITCH, Push, Neutral Start, Gray
19	1722080	1	SPACER, 11/32 x 5/8 x 1-13/32
20	1919326	1	WASHER, 5/16, Black
21	1919381	1	WASHER, 5/16, Black
22	1919438	1	NUT, Hex Lock ESNA Light, 5/16-18
23	1677746	1	SPRING, Compression
24	1918447	1	PIN, Cotter
25	1705928	1	DISC, Friction

Footnotes

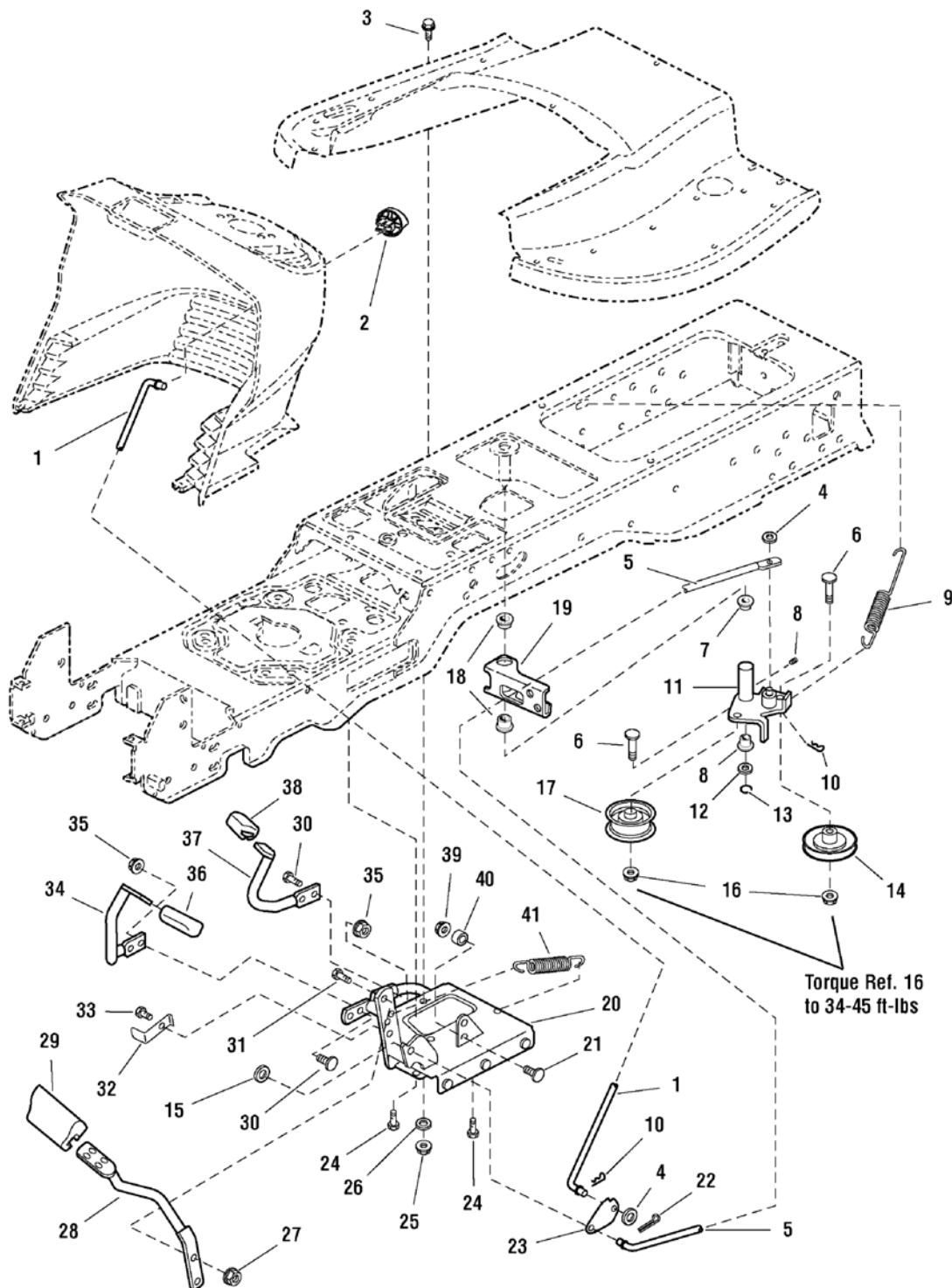
The above parts group applies to the following Mfg. Nos.:

1694630 - Broadmoor	2690757 - Broadmoor	2690823 - Broadmoor
1694633 - 1620H	2690760 - Broadmoor	
1694682 - Broadmoor	2690767 - Broadmoor	
1695221 - Broadmoor	2690777 - Broadmoor	
2690755 - Broadmoor	2690814 - Broadmoor	
2690756 - Broadmoor	2690815 - Broadmoor	

Controls Group

NOTE: Unless noted otherwise,
use the standard hardware torque
specification chart.

986599



The above parts group applies to the following Mfg. Nos.:

1694630 - Broadmoor	2690757 - Broadmoor	2690815 - Broadmoor
1694633 - 1620H	2690758 - 1620HP	2690823 - Broadmoor
1694682 - Broadmoor	2690760 - Broadmoor	
1695221 - Broadmoor	2690767 - Broadmoor	
2690755 - Broadmoor	2690777 - Broadmoor	
2690756 - Broadmoor	2690814 - Broadmoor	

Controls Group

REF NO	PART NO.	QTY.	DESCRIPTION
1	1721353	1	ROD, Brake Lock
2	1721891	1	KNOB, Push On, Red Plastic "P"
3	1930591	1	CAPSCREW, Hex Flange Whiz Lock, 5/16-18 x 3/4
4	1919326	2	WASHER, 5/16, Black
5	1721476	1	ROD, Brake
6	1931353	2	BOLT, Carriage, 3/8-16 x 1 3/4
7	1663114	2	BUSHING, 5/8 x 3/4 x 3/4, Nylon
8	2821133	1	FITTING, Lube, 1/4
9	1725250	1	SPRING, Extension
10	1722460	3	PIN, Quick
11	1724917	1	ARM & HUB ASSEMBLY, Idler
12	1960020	1	WASHER, 5/8
13	1704420	1	RING, Clipping Extension
14	1721134	1	PULLEY, w/Bearing
15	1924940	1	WASHER, 3/8
16	1960687	2	NUT, Hex Flange ESNA, 3/8-16
17	1721133	1	PULLEY, Idler
18	1723237	2	BUSHING, 1 x 1-1/8 x 5/8, Nylon
19	1722513	1	ARM, Brake
20	1726763	1	PEDAL ASSEMBLY, Foot
21	1931320	1	BOLT, Carriage, 1/4-20 x 1-1/4
22	1918447	1	PIN, Cotter, Black
23	1721354A	1	LATCH, Brake
24	1664847	3	CAPSCREW, Hex Washer Head Taptite, 5/16-18 x 3/4
25	1919438	1	NUT, Hex Lock ESNA Light, 5/16-18
26	1919381	1	WASHER, 5/16, Black
27	1927557	2	NUT, Hex Flange Whiz Lock Large, 5/16-18
28	1722535A	1	PEDAL, Brake
29	1721577	1	PAD, Brake Pedal
30	1931334	4	BOLT, Carriage, 5/16-18 x 7/8
31	1921333	2	CAPSCREW, 5/16-18 x 1
32	1722083A	1	ACTUATOR, Switch 2.53" Long
33	1923683	1	CAPSCREW, Hex Washer Head Taptite, 3/8-16 x 3/4
34	1722070A	1	PEDAL, Forward
35	1960636	4	NUT, Hex KEPS, 5/16-18
36	1721675	1	PAD, Foot Pedal Forward
37	1722071A	1	PEDAL, Reverse
38	1721674	1	PAD, Foot Pedal Reverse
39	1920397	1	NUT, Hex Lock ESNA Light, 1/4-20
40	1686612	1	CAM, Roller
41	1721995	1	SPRING, Extension

Footnotes

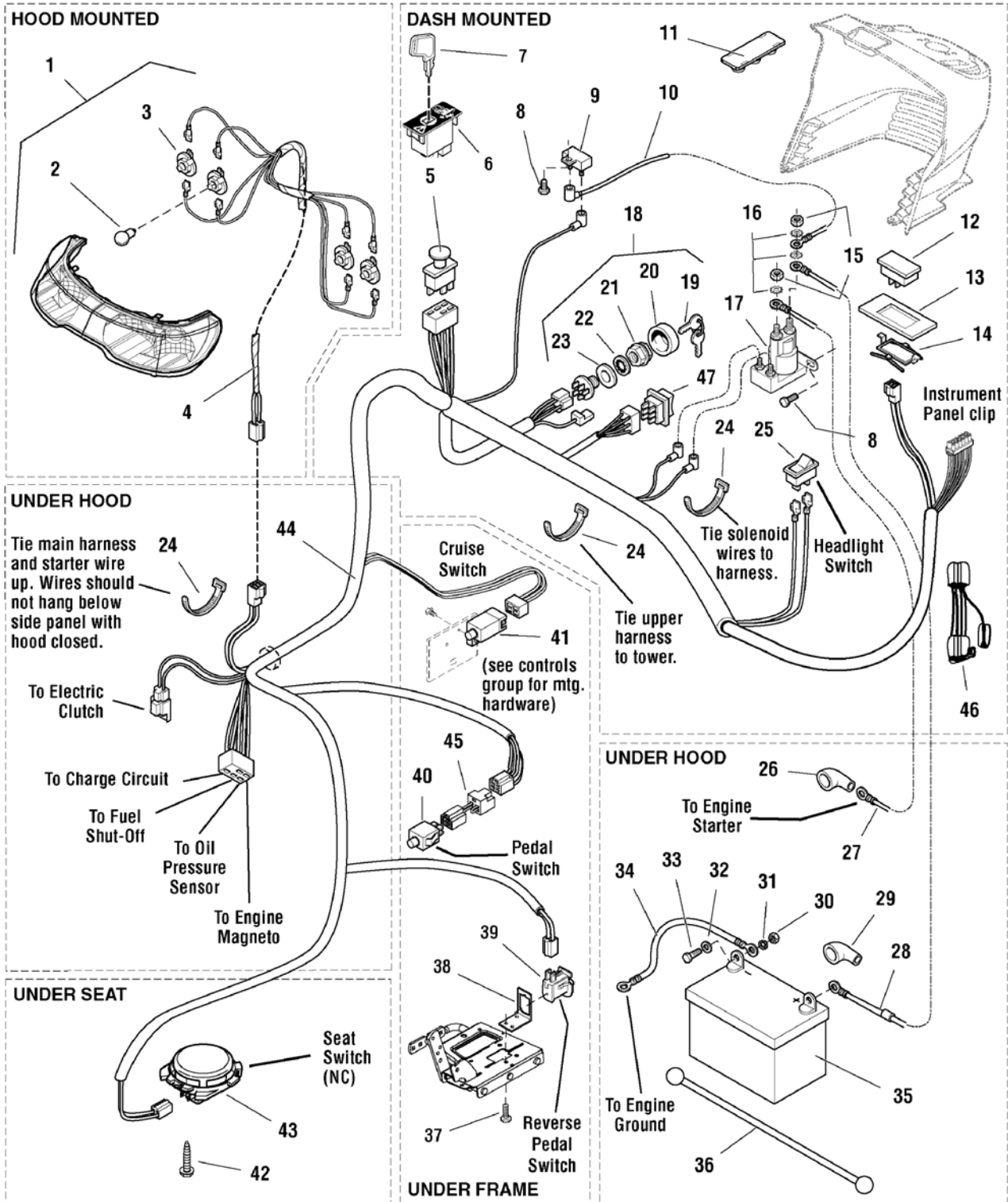
The above parts group applies to the following Mfg. Nos.:

1694630 - Broadmoor	2690757 - Broadmoor	2690815 - Broadmoor
1694633 - 1620H	2690758 - 1620HP	2690823 - Broadmoor
1694682 - Broadmoor	2690760 - Broadmoor	
1695221 - Broadmoor	2690767 - Broadmoor	
2690755 - Broadmoor	2690777 - Broadmoor	
2690756 - Broadmoor	2690814 - Broadmoor	

Electrical Group

NOTE: Unless noted otherwise, use the standard hardware torque specification chart.

986604



The above parts group applies to the following Mfg. Nos.:

- | | | |
|---------------------|---------------------|---------------------|
| 1694630 - Broadmoor | 2690757 - Broadmoor | 2690815 - Broadmoor |
| 1694633 - 1620H | 2690758 - 1620HP | 2690823 - Broadmoor |
| 1694682 - Broadmoor | 2690760 - Broadmoor | |
| 1695221 - Broadmoor | 2690767 - Broadmoor | |
| 2690755 - Broadmoor | 2690777 - Broadmoor | |
| 2690756 - Broadmoor | 2690814 - Broadmoor | |

Electrical Group

REF NO	PART NO.	QTY.	DESCRIPTION
1	1721810	1	HEADLIGHT ASSEMBLY, 4 Bulb, (Includes Ref. Nos. 2 & 3)
2	1677371	4	BULB, Headlight, 12.8V
3	1723451	4	SOCKET ASSEMBLY, Headlight, Sealed
4	1722669	1	HARNESS, Headlight
5	1722887	1	SWITCH, PTO Push/Pull Symbols
6	1726556	1	SWITCH, RMO Module Only
7	1726557	1	KEY, RMO Module, Plastic
8	1925003	2	CAPSCREW, Hex Washer Head Taptite, 1/4-20 x 1/2, Black
9	1665238	1	BREAKER, Circuit, 12 Volt 20 Amps
10	1665237	1	WIRE, 12GA 5-15/16 Long, Red
11	1722611	1	PLUG, Hole, Square (18HP & 20HP Models Only)
12	1731184	1	HOUR METER, (Includes Ref. Nos. 12)
13	1725524	1	PLUG, Dash
14	1725835	1	CLIP, Hour Meter (Service Only)
15	2820263	2	NUT, Hex, 5/16-24
16	2820426	3	LOCKWASHER, External Tooth, 5/16
17	1722739	1	SOLENOID
18	1686734	1	SWITCH ASSEMBLY, Ignition, 6 Pin, (Includes Ref. Nos. 17, 18, 19, 20 & 21)
19	1717163	1	KEYS, Set of 2
20	1717550	1	COVER, For Ignition Switch, Plastic
21	1717549	1	NUT, Hex Flange, 5/8-32, Ignition Switch
22	1960547	1	LOCKWASHER, Internal Tooth, 5/8, Thin
23	2101025	1	WASHER, Shim
24	1701011	3	TIE, Strap, 7-5/16 Long
25	1716951	1	SWITCH, Headlights , 2 Terminal
26	1713535	1	BOOT, Insulator Cable Terminal, 1-15/16 Long, Red
27	1721830	1	CABLE, #6 x 25" Long, Ring Terminals
28	1603618	1	CABLE, #6 x 8" Long, Ring Terminals
29	1677296	1	BOOT, Insulator Battery Terminal
30	2816622	3	NUT, Hex, 1/4-20
31	2816964	2	LOCKWASHER, 1/4
32	2821319	2	WASHER, 1/4
33	2823341	2	CAPSCREW, Hex Head, 1/4-20 x 3/4
34	1713163	1	CABLE, #6 x 26 Long, Ring Terminal
35	1685215	1	BATTERY, 12 Volt
36	1722009	1	STRAP, Battery, 14 Long, Rubber
37	1929000	2	CAPSCREW, Hex Head Taptite, 1/4-20 x 3/8
38	1726810A	1	BRACKET, Switch Mount
39	1732004	1	SWITCH, Reverse Pedal
40	1732006	1	SWITCH, Push Button, Foot Pedal
41	1717050	1	SWITCH, Cruise Control, Grey, NO
42	1960536	2	CAPSCREW, Hex Washer Head Plastite, 1/4 x 1/2
43	1716368	1	SWITCH, Seat, Grey, NC
44	1730192	1	HARNESS, Wiring

Footnotes

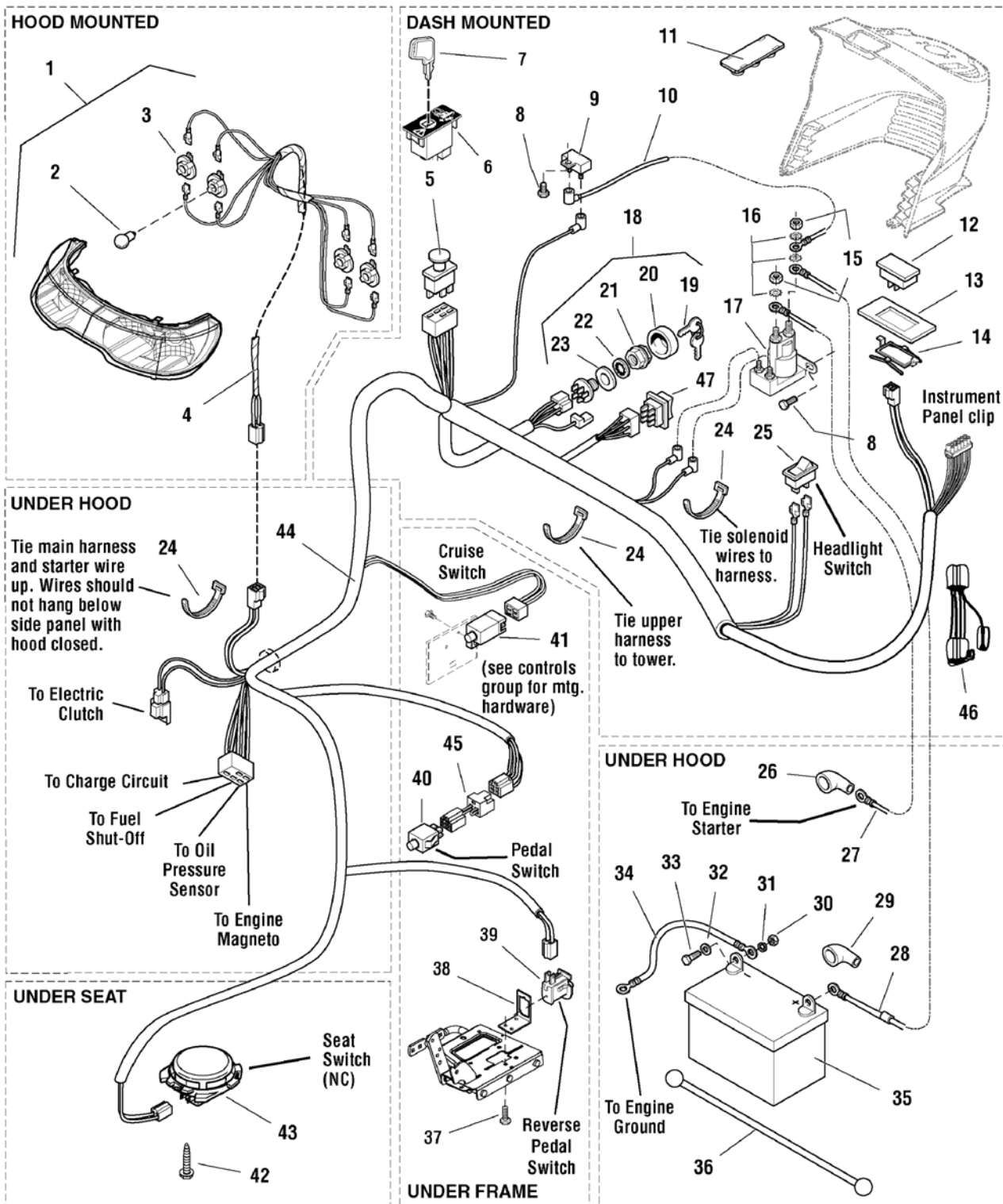
The above parts group applies to the following Mfg. Nos.:

1694630 - Broadmoor	2690757 - Broadmoor	2690815 - Broadmoor
1694633 - 1620H	2690758 - 1620HP	2690823 - Broadmoor
1694682 - Broadmoor	2690760 - Broadmoor	
1695221 - Broadmoor	2690767 - Broadmoor	
2690755 - Broadmoor	2690777 - Broadmoor	
2690756 - Broadmoor	2690814 - Broadmoor	

Electrical Group

NOTE: Unless noted otherwise, use the standard hardware torque specification chart.

986604



The above parts group applies to the following Mfg. Nos.:

- | | | |
|---------------------|---------------------|---------------------|
| 1694630 - Broadmoor | 2690757 - Broadmoor | 2690815 - Broadmoor |
| 1694633 - 1620H | 2690758 - 1620HP | 2690823 - Broadmoor |
| 1694682 - Broadmoor | 2690760 - Broadmoor | |
| 1695221 - Broadmoor | 2690767 - Broadmoor | |
| 2690755 - Broadmoor | 2690777 - Broadmoor | |
| 2690756 - Broadmoor | 2690814 - Broadmoor | |

Electrical Group

REF NO	PART NO.	QTY.	DESCRIPTION
45	1734025	1	WIRING ASSEMBLY, All Conditions Shutdown (CE/Export)
46	1739717	1	HARNESS, Jumper Wire (22HP Models Only)
47	1716329	1	SWITCH, Electric Lift Rocky (22HP Models Only)

Footnotes

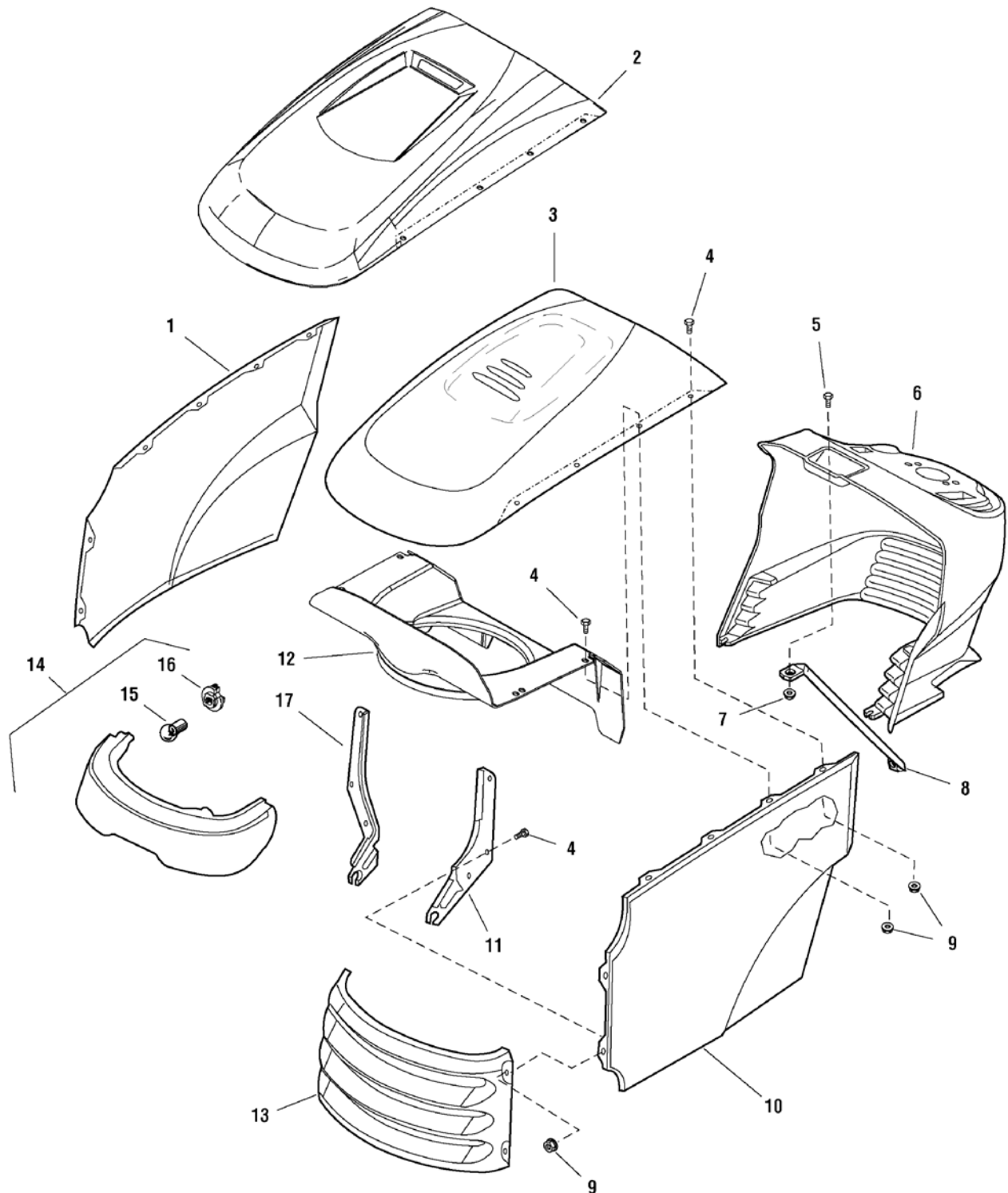
The above parts group applies to the following Mfg. Nos.:

1694630 - Broadmoor	2690757 - Broadmoor	2690815 - Broadmoor
1694633 - 1620H	2690758 - 1620HP	2690823 - Broadmoor
1694682 - Broadmoor	2690760 - Broadmoor	
1695221 - Broadmoor	2690767 - Broadmoor	
2690755 - Broadmoor	2690777 - Broadmoor	
2690756 - Broadmoor	2690814 - Broadmoor	

Hood, Grille & Dash Group

NOTE: Unless noted otherwise,
use the standard hardware torque
specification chart.

986608



The above parts group applies to the following Mfg. Nos.:

1694630 - Broadmoor	2690757 - Broadmoor	2690815 - Broadmoor
1694633 - 1620H	2690758 - 1620HP	2690823 - Broadmoor
1694682 - Broadmoor	2690760 - Broadmoor	
1695221 - Broadmoor	2690767 - Broadmoor	
2690755 - Broadmoor	2690777 - Broadmoor	
2690756 - Broadmoor	2690814 - Broadmoor	

Hood, Grille & Dash Group

REF NO	PART NO.	QTY.	DESCRIPTION
1	1721804C	1	PANEL, RH Side, Orange
1	1721804D	1	PANEL, RH Side, Red
2	1728031D	1	HOOD, with Scoop, Red
3	1722110C	1	HOOD, with Louvers, Orange
3	1722110D	1	HOOD, with Louvers, Red
4	1960295	12	CAPSCREW, Hex Head Flange Lock, 1/4-20 x 5/8
5	1960392	1	SCREW, Phillips Head, #10-24 x 1/2
6	1687054	1	DASHBOARD, RMO, Black
6	1687055	1	DASHBOARD, RMO with Hydra Lift Slot, Black
7	1933896	1	NUT, Hex Nylock, #10-24
8	1723123	1	ROD, Dash Support
9	1930641	12	NUT, Hex Flange Lock, 1/4-20
10	1721803C	1	PANEL, LH Side, Orange
10	1721803D	1	PANEL, LH Side, Red
11	1721808A	1	HINGE, LH
12	7102326	1	DUCT, Air Inlet
13	1721802C	1	GRILLE, Orange
13	1721802D	1	GRILLE, Red
14	1721810	1	HEADLIGHT ASSEMBLY (Includes Ref. Nos. 15 & 16)
15	1677371	4	BULB, Headlight
16	1723451	4	SOCKET, Headlight
17	1721809A	1	HINGE, RH

Footnotes

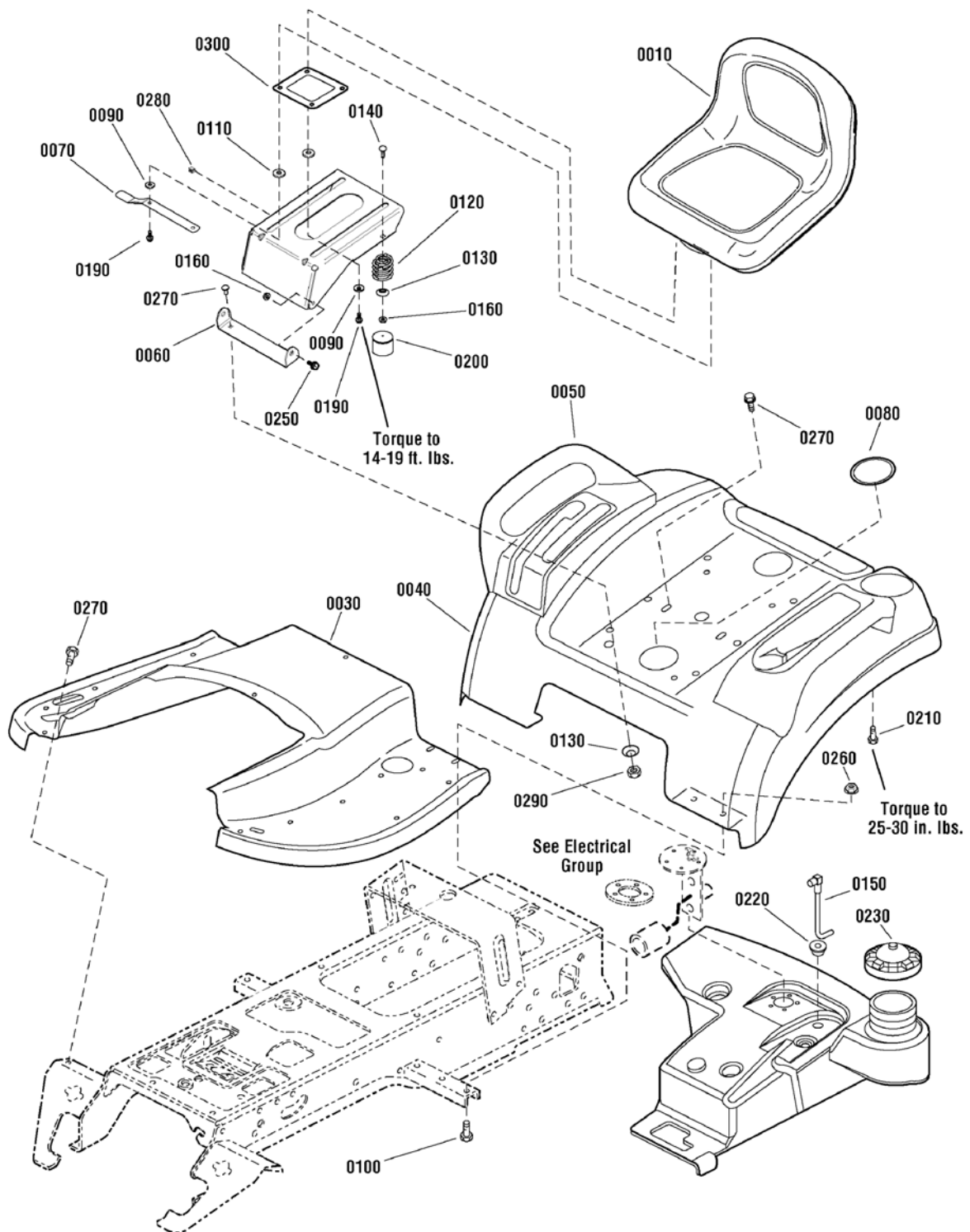
The above parts group applies to the following Mfg. Nos.:

1694630 - Broadmoor	2690757 - Broadmoor	2690815 - Broadmoor
1694633 - 1620H	2690758 - 1620HP	2690823 - Broadmoor
1694682 - Broadmoor	2690760 - Broadmoor	
1695221 - Broadmoor	2690767 - Broadmoor	
2690755 - Broadmoor	2690777 - Broadmoor	
2690756 - Broadmoor	2690814 - Broadmoor	

Seat & Seat Deck Group -

NOTE: Unless noted otherwise,
use the standard hardware torque
specification chart.

988852



The above parts group applies to the following Mfg. Nos.:

2690814 - Broadmoor

2690815 - Broadmoor

2690823 - Broadmoor

Seat & Seat Deck Group -

REF NO	PART NO.	QTY.	DESCRIPTION
0010	1733382	1	SEAT, 15" Back
0020	1727265A	1	SUPPORT, Seat
0030	1722105D	1	TUNNEL, Red
0030	1722105C	1	TUNNEL, Orange
0040	1722106D	1	DECK, Seat, Red
0040	1722106C	1	DECK, Seat, Orange
0050	1722108	1	POD, RH with 2 Slots
0060	1738233A	1	SUPPORT, Seat Pivot
0070	1727268	1	LATCH, Seat
0080	1722309	2	PLUG, Plastic
0090	1919381	4	WASHER, 5/16 x 1
0100	1930591	8	CAPSCREW, Hex Flange Whiz Lock, 5/16-18 x 3/4
0110	1731300	4	SPACER, 5/16 x 1-1/4
0120	1704728	2	SPRING, Compression, 2" Long
0130	1709256	4	WASHER, Spring, 5/16 x 1-1/4
0140	1960282	2	BOLT, Carriage, 5/16-18 x 3/4, G5
0150	1726902	1	TUBE & ELBOW ASSEMBLY
0160	1960686	4	NUT, Hex Flange, 5/16-18, ESNA
0170	1931334	2	BOLT, Carriage, 5/16-18 x 7/8, G5
0180	1729711	1	POD, with Cup Holder, LH
0190	1930595	4	CAPSCREW, Hex Flange Whiz Lock, 5/16-18 x 1-1/4
0200	1704724	2	COVER, Spring, 1-1/2 Long
0210	2860664	8	CAPSCREW, Hex Washer Head, 1/4-20 x 5/8
0220	1654930	1	BUSHING, 3/8 x 9/16 x 5/8, Rubber
0230	1715917	1	CAP, Gas
0240	1722432	1	TANK, Fuel
0250	1729576	2	BOLT, Shoulder, 5/16-18 x 1-1/8
0260	1931277	4	NUT, Hex Flange Whiz Lock, 5/16-18
0270	1930601	4	CAPSCREW, Hex Flange Washer Head, Taptite, 5/16-18 x 5/8
0280	2172434	1	CLIP, Wire
0290	1919438	2	NUT, Hex Lock, ESNA Light, 5/16-18
0300	1739571A	1	SPACER PLATE

Footnotes

The above parts group applies to the following Mfg. Nos.:

2690814 - Broadmoor

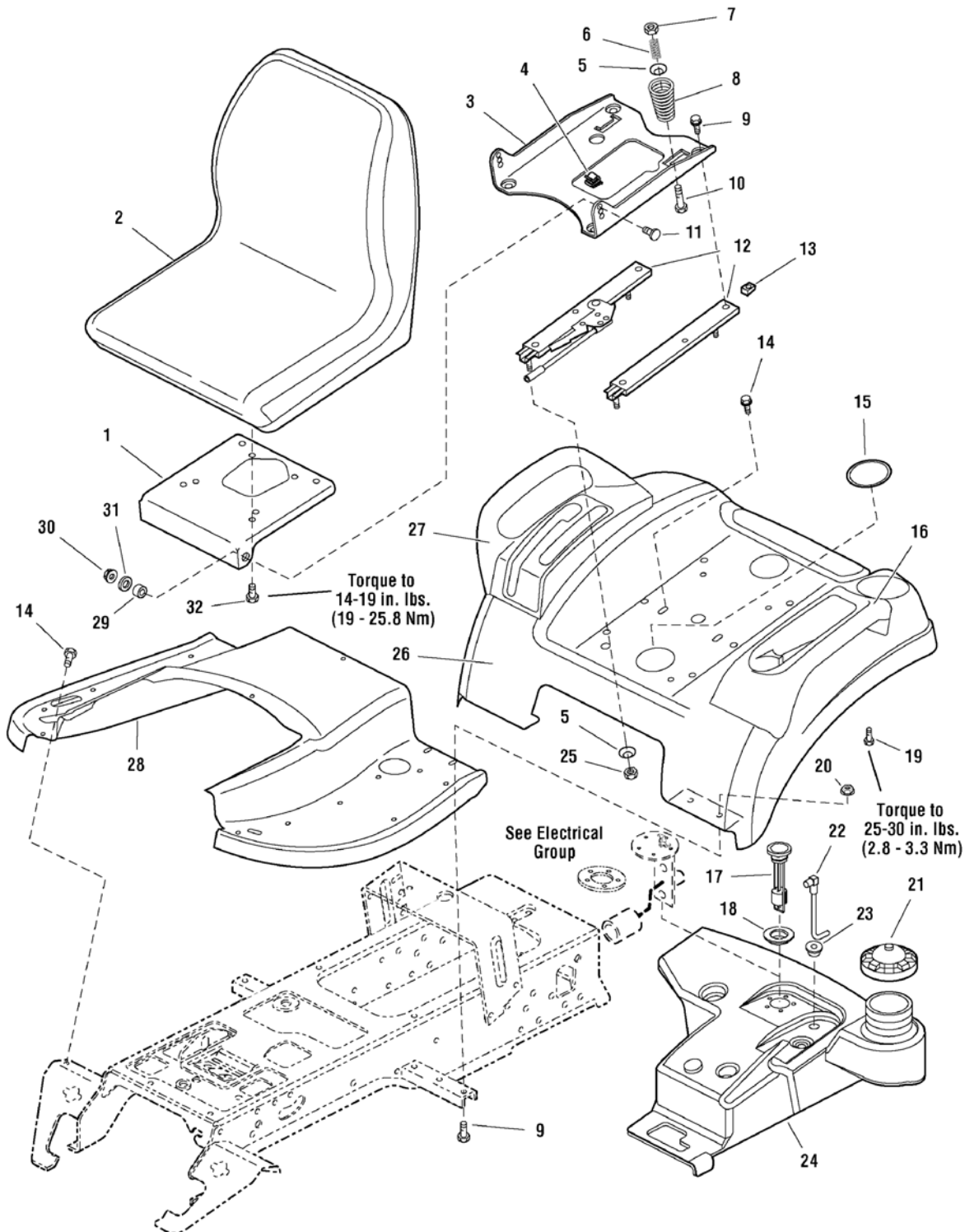
2690815 - Broadmoor

2690823 - Broadmoor

Seat & Seat Deck Group

985908

NOTE: Unless noted otherwise, use the standard hardware torque specification chart.



The above parts group applies to the following Mfg. Nos.:

- | | |
|---------------------|---------------------|
| 1694630 - Broadmoor | 2690757 - Broadmoor |
| 1694633 - 1620H | 2690758 - 1620HP |
| 1694682 - Broadmoor | 2690760 - Broadmoor |
| 1695221 - Broadmoor | 2690767 - Broadmoor |
| 2690755 - Broadmoor | 2690777 - Broadmoor |
| 2690756 - Broadmoor | |

Seat & Seat Deck Group

REF NO	PART NO.	QTY.	DESCRIPTION
1	1722129A	1	BRACKET, 1-5/8 x 1-3/4
2	1687199	1	* SEAT, 18" Back, Optional
2	1687201	1	* SEAT, 15" Back, Standard
3	1722128A	1	SUPPORT, Seat
4	2172434	1	CLIP, Wire
5	1709256	2	WASHER, Spring, 5/16 x 1-1/4, Black
6	1714263	2	SPRING, Compression
7	1919438	10	NUT, Hex Lock, ESNA Light 5/16-18
8	1717051	2	SPRING, Compression
9	1930591	8	CAPSCREW, Hex Flange Whiz Lock, 5/16-18 x 3/4
10	1931339	2	CARRIAGE BOLT, 5/16-18 x 2
11	1931350	2	CARRIAGE BOLT, 3/8-16 x 1
12	1722356	1	SLIDE, Seat
13	1935255	4	NUT, Speed, 5/16-18, Lug
14	1930601	4	CAPSCREW, Hex Washer Head Taptite, 5/16-18 x 5/8
15	1722309	2	PLUG, Plastic
16	1729711	1	POD, with Cup Holder, LH
17	1722300	1	FUEL GAUGE
18	1722337	1	GROMMET
19	2860664	8	CAPSCREW, Hex Head Dog Point, 1/4-20 x 7/8
20	1931277	4	NUT, Hex Flange Whiz Lock, 5/16-18
21	1715917	1	CAP, Gas
22	1722340	1	TUBE & ELBOW ASSEMBLY
23	1654930	1	BUSHING, 3/8 x 9/16 x 5/8, Rubber
24	1722432	1	TANK, Fuel
25	1960636	8	NUT, Hex KEPS, 5/16-18
26	1722106C	1	DECK, Seat, Orange
26	1722106D	1	DECK, Seat, Red
27	1722108	1	POD, RH with 2 Slots
28	1722105C	1	TUNNEL, Orange
28	1722105D	1	TUNNEL, Red
29	1663752	2	SPACER, 25/64 x 5/8 x 3/16, Hardened
30	1930645	2	NUT, Hex Flange Two-Way Lock, 3/8-16
31	1924940	2	WASHER, 3/8
32	1960667	4	CAPSCREW, Hex Flange Whiz Lock Dog Point, 5/16-18 x 1

Footnotes

Note* Arm Rest Kit - 1686907

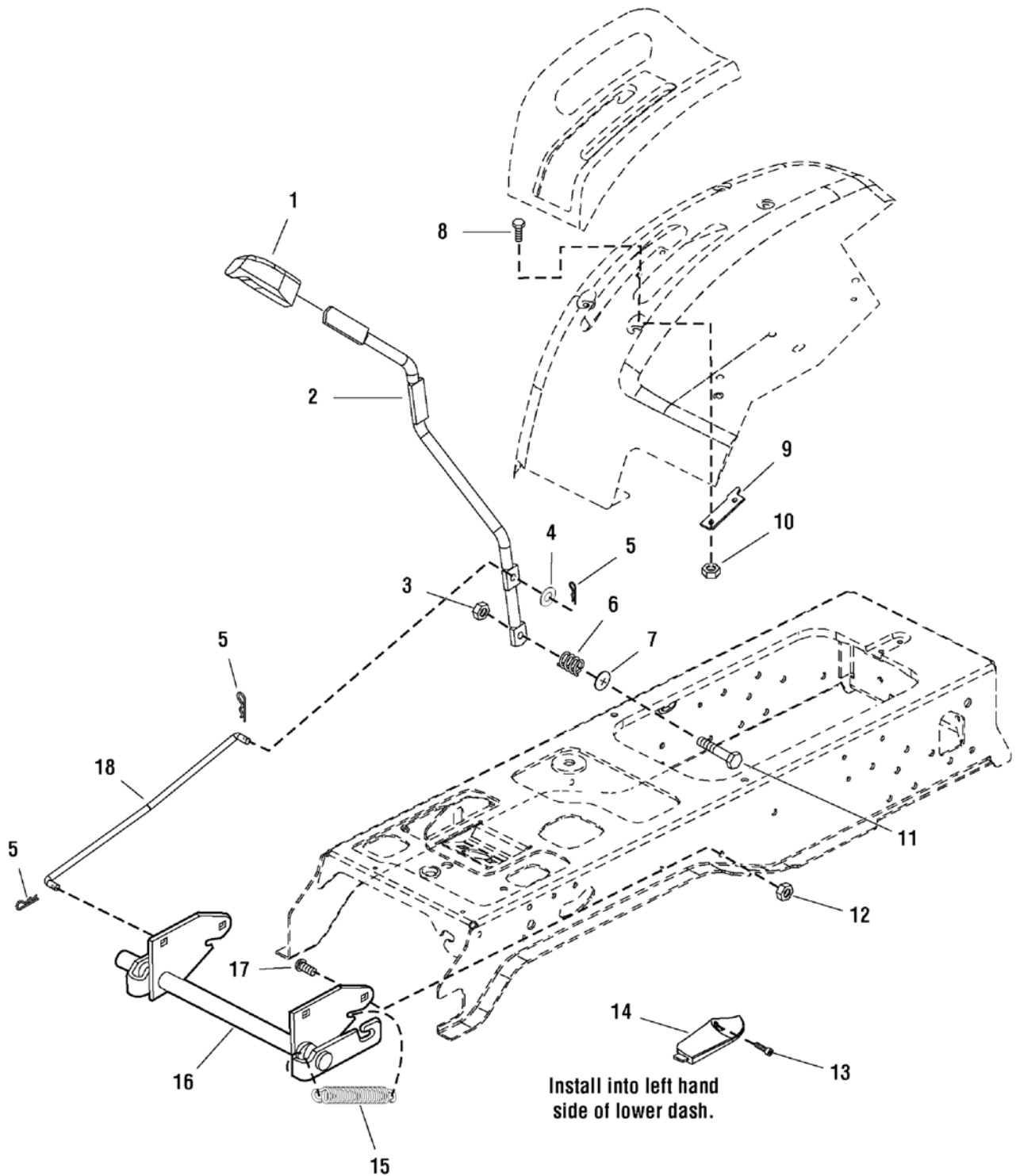
The above parts group applies to the following Mfg. Nos.:

1694630 - Broadmoor 2690757 - Broadmoor
 1694633 - 1620H 2690758 - 1620HP
 1694682 - Broadmoor 2690760 - Broadmoor
 1695221 - Broadmoor 2690767 - Broadmoor
 2690755 - Broadmoor 2690777 - Broadmoor
 2690756 - Broadmoor

Lift Group - Manual

NOTE: Unless noted otherwise, use the standard hardware torque specification chart.

986412



The above parts group applies to the following Mfg. Nos.:

- 2690755 - Broadmoor
- 2690767 - Broadmoor
- 2690814 - Broadmoor
- 2690815 - Broadmoor

Lift Group - Manual

REF NO	PART NO.	QTY.	DESCRIPTION
1	1722302	1	GRIP, Black Vinyl
2	1722024A	1	ROD, Lift Lever with Flats
3	1930645	1	NUT, Hex Flange Lock, 3/8-16
4	1924940	1	WASHER
5	1722460	2	PIN, Quick
6	2162085	1	SPRING, Compression
7	1723866	1	NUT, Push, 3/8
8	1923341	2	CAPSCREW, Hex Head, 1/4-20 x 3/4
9	1722284A	1	QUADRANT
10	1920397	2	NUT, Hex Lock ESNA, 1/4-20
11	1923701	1	CAPSCREW, Hex Head, 3/8-16 x 2
12	1960636	4	NUT, KEPS Lock, 5/16-18
13	1722607	1	SCREW, Torx Head, # 8-16 x 1/2
14	1722285	1	COVER, Dash
15	2156302	1	SPRING, Extension, 4-1/8
16	1727437A	1	LIFT SHAFT ASSEMBLY,
17	1931333	4	CARIAGE BOLT, 5/16-18 x 3/4
18	1725638	1	ROD, Lift

Footnotes

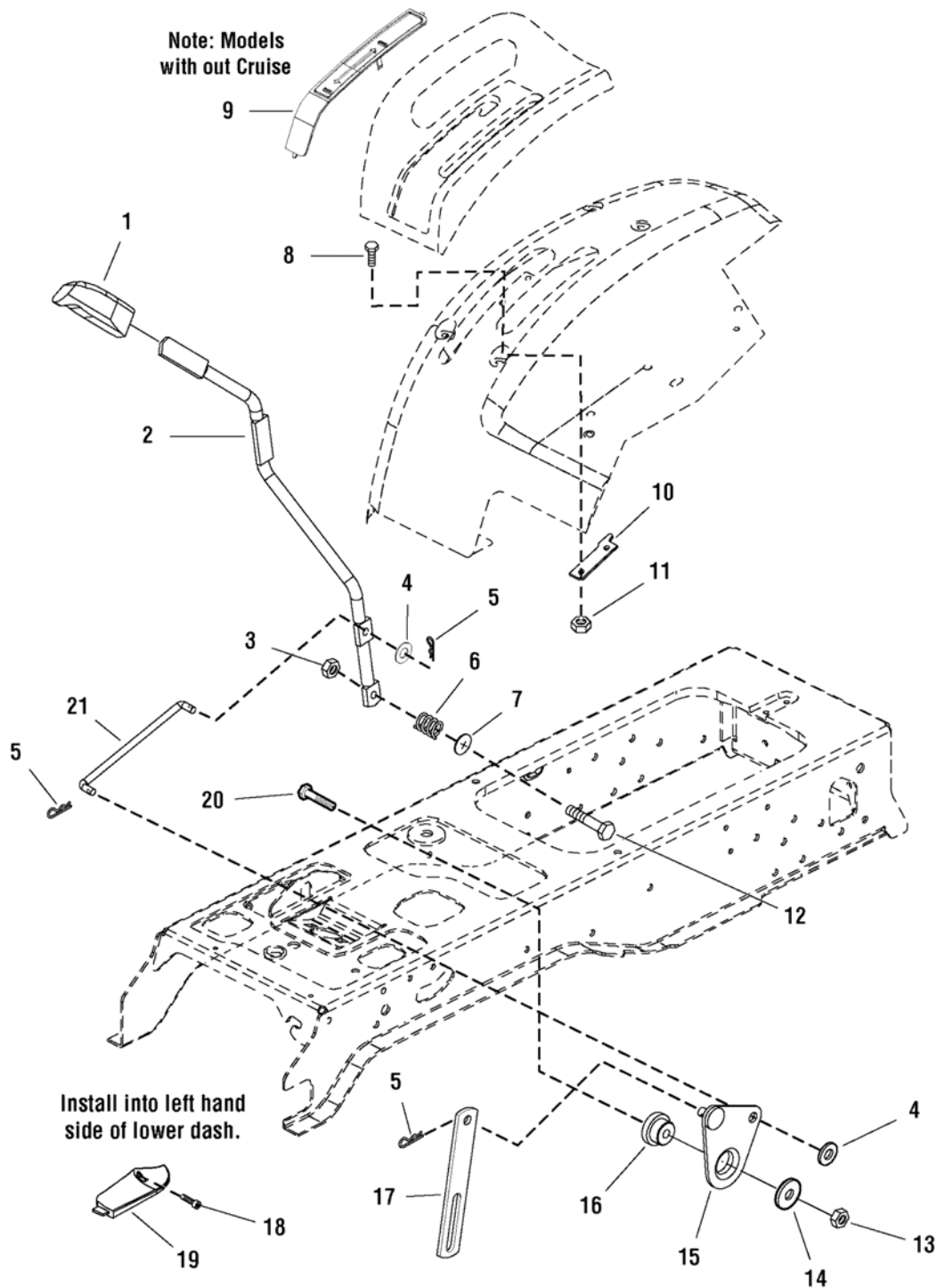
The above parts group applies to the following Mfg. Nos.:

2690755 - Broadmoor
2690767 - Broadmoor
2690814 - Broadmoor
2690815 - Broadmoor

Lift Group - Manual with Cruise Control

NOTE: Unless noted otherwise, use the standard hardware torque specification chart.

986780



The above parts group applies to the following Mfg. Nos.:

- 1694630 - Broadmoor
- 1694633 - 1620H
- 1694682 - Broadmoor
- 1695221 - Broadmoor
- 2690756 - Broadmoor
- 2690757 - Broadmoor
- 2690758 - 1620HP
- 2690760 - Broadmoor
- 2690777 - Broadmoor
- 2690823 - Broadmoor

Lift Group - Manual with Cruise Control

REF NO	PART NO.	QTY.	DESCRIPTION
1	1722302	1	GRIP, Black Vinyl
2	1722024A	1	ROD, Lift Lever with Flats
3	1930645	1	NUT, Hex Flange Lock, 3/8-16
4	1924940	1	WASHER
5	1722460	2	PIN, Quick
6	2162085	1	SPRING, Compression
7	1723866	1	NUT, Push, 3/8
8	1923341	2	CAPSCREW, Hex Head, 1/4-20 x 3/4
9	1722313	1	PLUG, Lift Cover (Models without Cruise Control)
10	1722284A	1	QUADRANT
11	1920397	2	NUT, Hex Lock ESNA, 1/4-20
12	1923701	1	CAPSCREW, Hex Head, 3/8-16 x 2
13	1919438	4	NUT, ESNA Lock, 5/16-18
14	1960044	1	WASHER, Flat, 5/16 x 1-1/4
15	1722491	1	CAM ASSEMBLY, Lift
16	1704629	1	SPACER
17	1727083A	1	LINK, Lift Upper
18	1722607	1	SCREW, Torx Head, # 8-16 x 1/2
19	1722285	1	COVER, Dash
20	1921977	4	CAPSCREW, Hex Head, 5/16-18 x 1-1/4
21	1721789	1	ROD, Lift

Footnotes

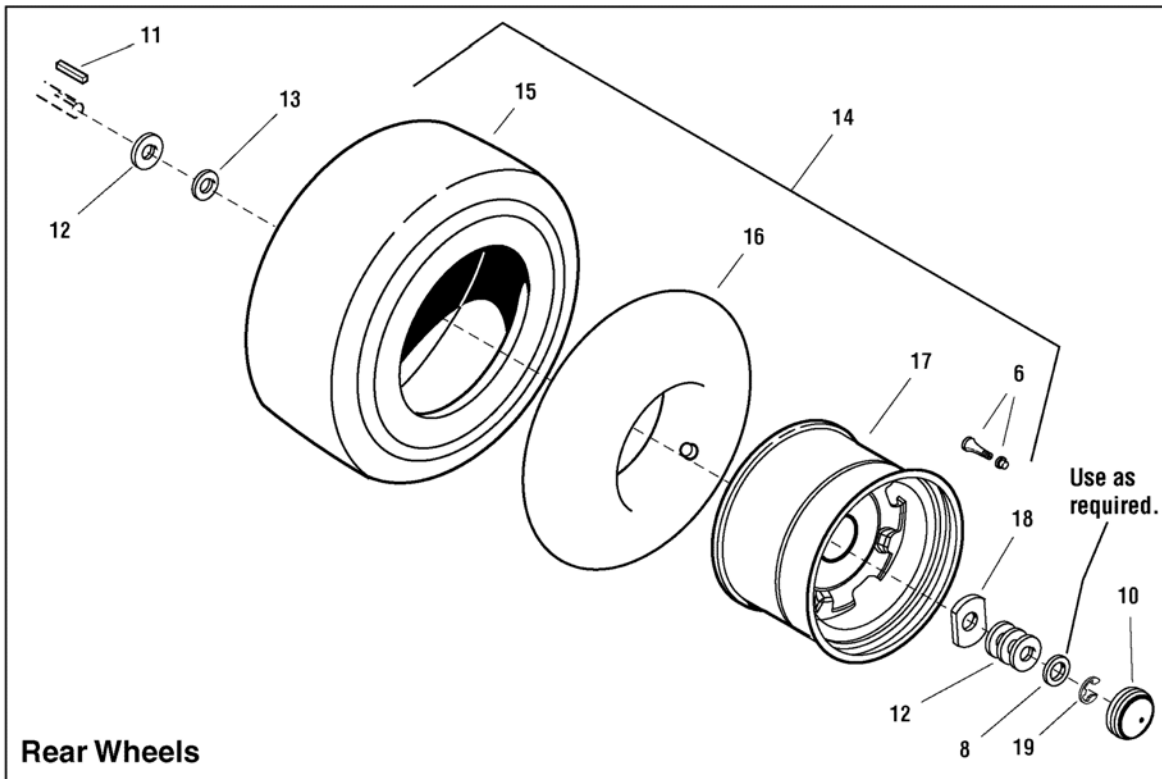
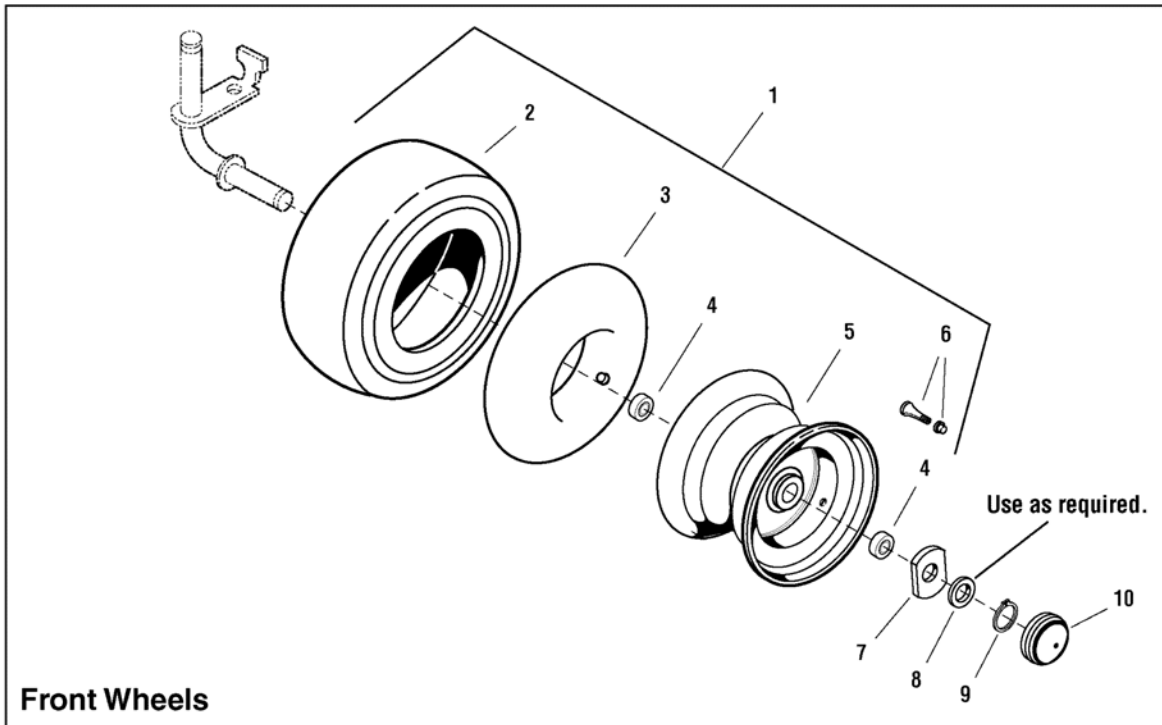
The above parts group applies to the following Mfg. Nos.:

1694630 - Broadmoor 2690758 - 1620HP
1694633 - 1620H 2690760 - Broadmoor
1694682 - Broadmoor 2690777 - Broadmoor
1695221 - Broadmoor 2690823 - Broadmoor
2690756 - Broadmoor
2690757 - Broadmoor

Wheels & Tires Group

W986614

NOTE: Unless noted otherwise,
use the standard hardware torque
specification chart.



The above parts group applies to the following Mfg. Nos.:

1694630 - Broadmoor	2690757 - Broadmoor	2690815 - Broadmoor
1694633 - 1620H	2690758 - 1620HP	2690823 - Broadmoor
1694682 - Broadmoor	2690760 - Broadmoor	
1695221 - Broadmoor	2690767 - Broadmoor	
2690755 - Broadmoor	2690777 - Broadmoor	
2690756 - Broadmoor	2690814 - Broadmoor	

Wheels & Tires Group

REF NO	PART NO.	QTY.	DESCRIPTION
1	1732202	2	WHEEL & TIRE ASSEMBLY, Front, (Includes Ref. Nos. 2, 3, 4, 5, & 6)
2	1723882	1	TIRE, 15 x 6, Super Turf
3	1664090	1	TUBE, Tire, Front, 4.10/3.50
4	1717056	2	BEARING, Ball
5	1722837	1	WHEEL, 4-1/2" x 6"
6	2172353	4	VALVE STEM & CAP ASSEMBLY
7	1722726	2	WASHER, Flat 1 (Double D)
8	1919394	4	WASHER, 1, (As Required for All Front)
9	2832577	2	RING, Retaining, External #98
10	1722676	4	CAP, Hub, Gray
11	1729279	2	KEY, Parellel, 3/16 x 3/16 x 1-1/2
11	5048409	2	KEY, Parellel, 3/16 x 3/16 x 2-1/2
12	2860202	4	WASHER, 3/4
13	1960114	2	WASHER
14	1726491	2	WHEEL & TIRE ASSEMBLY, (Includes Ref. Nos. 6, 15, 16 & 17)
15	1727136	1	TIRE, 22 x 10, 10 Super Turf
16	2173477	1	TUBE, Tire, 20 x 8, Rear
17	1726492	1	WHEEL, 7 x 9.97, W/ 3/4 OD Shaft
18	1722717	2	WASHER, Special
19	2827794	2	RING, "E" External

Footnotes


The above parts group applies to the following Mfg. Nos.:

1694630 - Broadmoor	2690757 - Broadmoor	2690815 - Broadmoor
1694633 - 1620H	2690758 - 1620HP	2690823 - Broadmoor
1694682 - Broadmoor	2690760 - Broadmoor	
1695221 - Broadmoor	2690767 - Broadmoor	
2690755 - Broadmoor	2690777 - Broadmoor	
2690756 - Broadmoor	2690814 - Broadmoor	

Decals - Brand & Model

B986614

NOTE: Unless noted otherwise,
use the standard hardware torque
specification chart.



The above parts group applies to the following Mfg. Nos.:

1694630 - Broadmoor	2690757 - Broadmoor	2690815 - Broadmoor
1694633 - 1620H	2690758 - 1620HP	2690823 - Broadmoor
1694682 - Broadmoor	2690760 - Broadmoor	
1695221 - Broadmoor	2690767 - Broadmoor	
2690755 - Broadmoor	2690777 - Broadmoor	
2690756 - Broadmoor	2690814 - Broadmoor	

Decals - Brand & Model

REF NO	PART NO.	QTY.	DESCRIPTION
1	1731418	1	DECAL, ICON Simplicity, Orange
2	1722551	3	DECAL, Simplicity, Silver & Blue w/Icon
3	1722776	1	DECAL, Broadmoor, Silver & Blue
4	1722773	1	DECAL, Hood Stripe, RH, Simplicity, Blue & Silver
4	1722774	1	DECAL, Hood Stripe, LH, Simplicity, Blue & Silver
5	1708926	1	DECAL, AGCO, Logo Black, Chrome, Orange
6	1727069	1	DECAL, 1620, White, AGCO
7	1722818	1	DECAL, Hood Stripe, RH, AGCO
7	1722817	1	DECAL, Hood Stripe, LH, AGCO
8	1714363	1	DECAL, Massey Ferguson Logo, 3 Triangles
9	1725646	1	DECAL, 2618, Black, Massey Ferguson
9	1728112	1	DECAL, 2618, Cool Grey, Massey Ferguson
9	1727070	2	DECAL, 2620, Black, Massey Ferguson
9	1728054	2	DECAL, 2620, Cool Grey, Massey Ferguson
9	1750455	2	DECAL, 2622, Cool Grey, Massey Ferguson
10	1727783	1	DECAL, Hood Stripe, LH, Massey Ferguson
10	1727784	1	DECAL, Hood Stripe, RH, Massey Ferguson

Footnotes

The above parts group applies to the following Mfg. Nos.:

1694630 - Broadmoor	2690757 - Broadmoor	2690815 - Broadmoor
1694633 - 1620H	2690758 - 1620HP	2690823 - Broadmoor
1694682 - Broadmoor	2690760 - Broadmoor	
1695221 - Broadmoor	2690767 - Broadmoor	
2690755 - Broadmoor	2690777 - Broadmoor	
2690756 - Broadmoor	2690814 - Broadmoor	

Decals - Safety & Common

C986614

NOTE: Unless noted otherwise, use the standard hardware torque specification chart.

MOWER BELTS & BLADES	
38" Blade	170884
Blade Bolt - Left	170888
Blade Bolt - Right	170891
44" Blade	180875
Blade Bolt - Left	170888
Blade Bolt - Right	170891
50" Blade	180875
Blade Bolt - Left	170888
Blade Bolt - Right	170891
50" Blade	170884
Blade Bolt - Left	170891
Blade Bolt - Right	170888
50" Blade	180875
Blade Bolt - Left	170888
Blade Bolt - Right	170891

The above parts group applies to the following Mfg. Nos.:

- | | | |
|---------------------|---------------------|---------------------|
| 1694630 - Broadmoor | 2690757 - Broadmoor | 2690815 - Broadmoor |
| 1694633 - 1620H | 2690758 - 1620HP | 2690823 - Broadmoor |
| 1694682 - Broadmoor | 2690760 - Broadmoor | |
| 1695221 - Broadmoor | 2690767 - Broadmoor | |
| 2690755 - Broadmoor | 2690777 - Broadmoor | |
| 2690756 - Broadmoor | 2690814 - Broadmoor | |

Decals - Safety & Common

REF NO	PART NO.	QTY.	DESCRIPTION
1	1722806	1	DECAL, Ignition Switch Symbols, White/Black
2	1718025	1	DECAL, Automatic Control Traction
3	1722779		DECAL, 18HP
3	1722780	1	DECAL, 20HP
4	1726923	1	DECAL, Tunnel Cover, Danger Slopes/Blades
4	1734027	1	DECAL, Tunnel Cover, Danger Slopes/Blades, (Export)
5	1727014	1	DECAL, Drive Belts, Mower Blades
6	1723296	2	DECAL, Protective Sticker
7	*	1	LABEL, Decibel, Power Mass (Export)
8	*	1	DECAL, I.D. Plate
9	1720454	1	DECAL, Touch Up Paint (Orange)
9	1725072	1	DECAL, Touch Up Paint (Red)
10	*	1	DECAL, Patent
12	1723160	1	DECAL, Transmission Release Valve
12	1730202	1	DECAL, Transmission Release Valve
13	1720389	2	DECAL, Danger Rotating Blades (Export)
14	1704276	1	DECAL, Danger Do Not Put Hands/Feet in Mower
15	1722771	1	DECAL, Free Floating Mower, Silver
16	*	1	DECAL, OPEI Certified
17	1722787	1	DECAL, 38", Silver on Black with Stripe
17	1722788	1	DECAL, 40", Silver on Black with Stripe
17	1722789	1	DECAL, 44", Silver on Black with Stripe
17	1722790	1	DECAL, 50", Silver on Black with Stripe
18	1704277	1	DECAL, Danger Do Not Operate Without Deflector
19	1721197	1	DECAL, Height of Cut, 38", 44" & 50"
20	1720919	1	DECAL, Height of Cut, 40"
21	1723143	1	DECAL, Deck Lift (Not Shown)

Footnotes

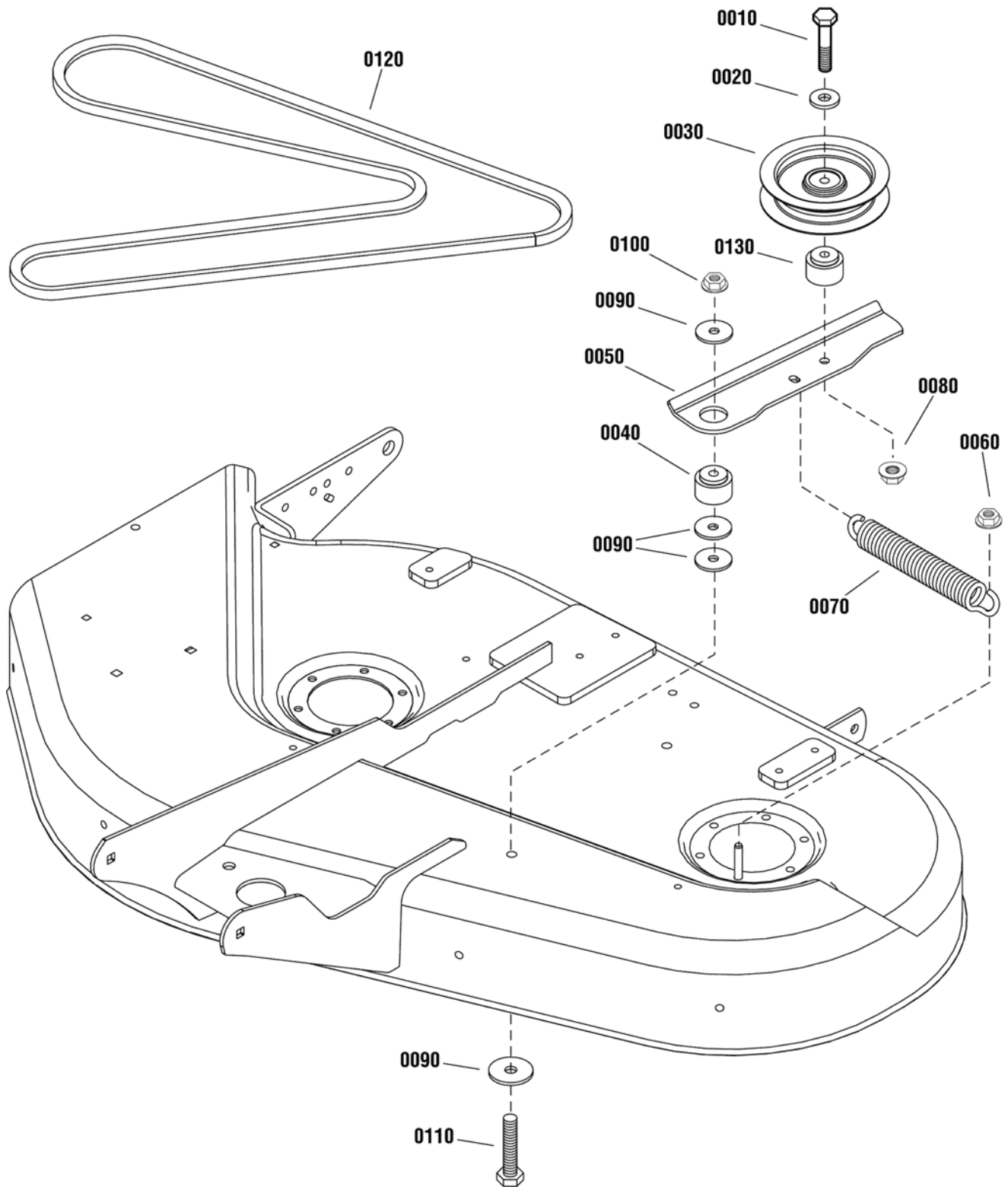
The above parts group applies to the following Mfg. Nos.:

1694630 - Broadmoor	2690757 - Broadmoor	2690815 - Broadmoor
1694633 - 1620H	2690758 - 1620HP	2690823 - Broadmoor
1694682 - Broadmoor	2690760 - Broadmoor	
1695221 - Broadmoor	2690767 - Broadmoor	
2690755 - Broadmoor	2690777 - Broadmoor	
2690756 - Broadmoor	2690814 - Broadmoor	

38" Mower Deck - Clutch & Support Group

NOTE: Unless noted otherwise,
use the standard hardware torque
specification chart.

987893



The above parts group applies to the following Mfg. Nos.:

1695404 - 38" Mower

2690757 - Broadmoor

38" Mower Deck - Clutch & Support Group

REF NO	PART NO.	QTY.	DESCRIPTION
0010	1921973	1	CAPSCREW, Hex Head, 3/8-16 x 2-3/4 G5
0020	1922755	1	WASHER, 3/8
0030	1732360	1	PULLEY, Idler
0040	1729007	1	SPACER
0050	1734243A	1	ARM, Idler
0060	1928352	1	NUT, Hex Flange 3/8-16 Whiz Lock Large
0070	1715435	1	SPRING, Extension
0080	1935048	1	NUT, Hex Flange 5/16-18 Two-Way Lock
0090	1924356	4	WASHER, 3/8
0100	1960339	1	NUT, Hex Flange 3/8-16 Machine Lock Large
0110	1922130	1	CAPSCREW, Hex Head 3/8-16 x 2-1/4 G5
0130	1667812	1	SPACER, Powdered Metal
0120	1732954	1	V-BELT, HA 93.10

Footnotes

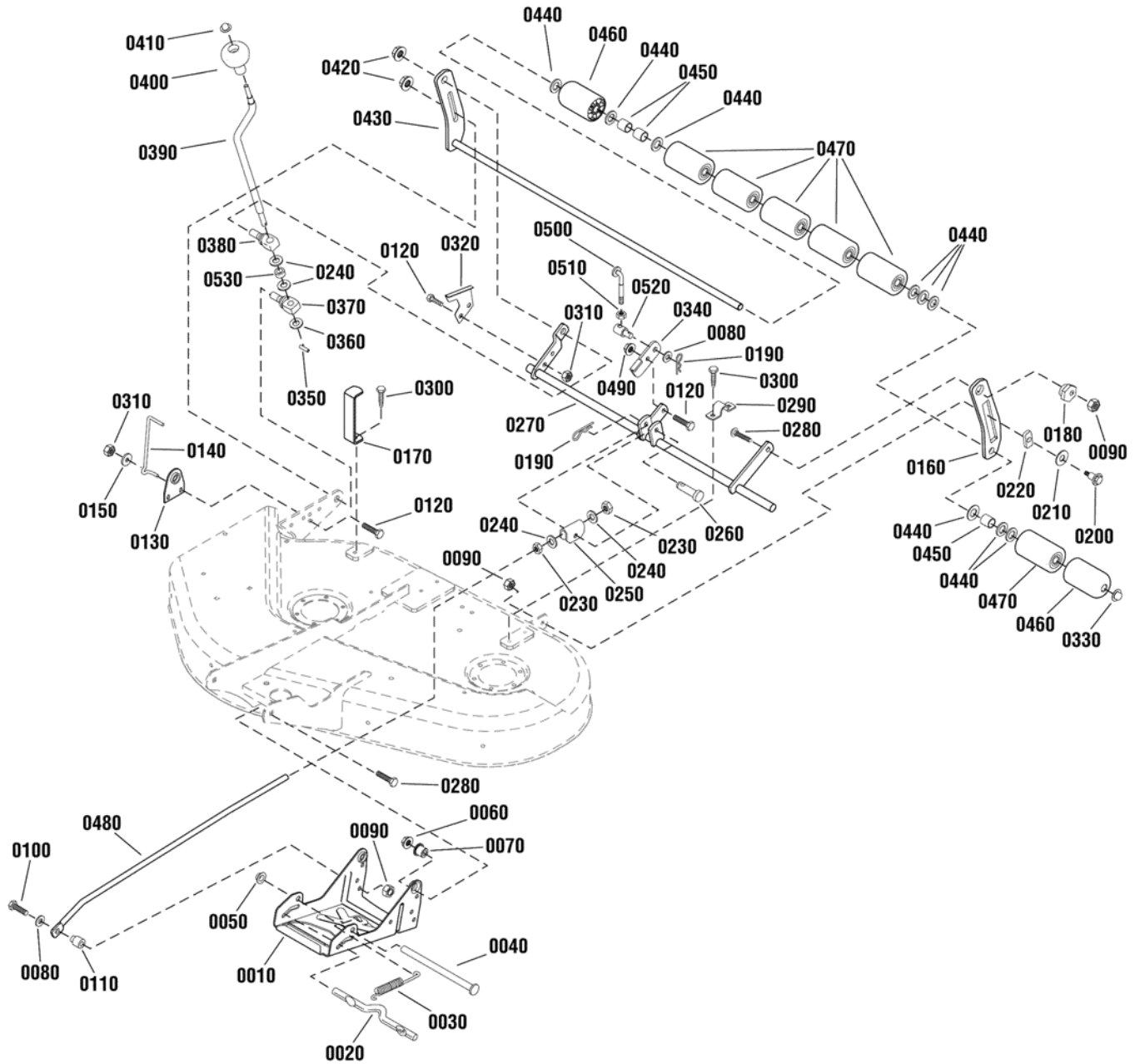
The above parts group applies to the following Mfg. Nos.:

1695404 - 38" Mower
2690757 - Broadmoor

38" Mower Deck - Height Adjustment & Roller Bar Group

NOTE: Unless noted otherwise,
use the standard hardware torque
specification chart.

987894



The above parts group applies to the following Mfg. Nos.:

1695404 - 38" Mower

2690757 - Broadmoor

38" Mower Deck - Height Adjustment & Roller Bar Group

REF NO	PART NO.	QTY.	DESCRIPTION
0010	1720044A	1	HITCH, Mower
0020	1715759	1	ROD, 3/8 Diameter
0030	2156302	1	SPRING, Extension
0040	1713578	1	ROD, 1/2 Diameter
0050	1960519	1	NUT, Push 1/2
0060	1960687	2	NUT, Hex Flange 3/8-16 Esna
0070	1732443	2	SPACER, 3/4
0080	1924940	2	WASHER, 3/8
0090	2860681	3	NUT, Hex Toplock Spiral Lock Flange 3/8-16
0100	1922606	1	CAPSCREW, Hex Head 3/8-16 x 1-3/4
0110	1706644	1	SPACER, 3/8 x 3/4 x 15/16
0120	1923325	5	CAPSCREW, Hex Head 5/16-18 x 7/8
0130	1704115A	1	PLATE, Support
0140	1732092	1	ROD, 1/4 Diameter Indicator, Cutting Height
0150	1919381	1	WASHER, 5/16
0160	1733117A	1	BAR, Roller Square Slot
0170	1733226A	1	UPSTOP
0180	1704082	1	NUT, Hex Adjusting
0190	1960074	2	CLIP, Hair Pin
0200	2172622	1	BOLT, Shoulder, 3/8-16
0210	1924361	1	WASHER, 1/2
0220	1677507	1	SLIDE
0230	1913744	2	NUT, Hex Jam 1/2-13
0240	1960170	2	WASHER, 1/2
0250	1704081A	1	TRUNNION, Rod
0260	2118053	1	PIN, Round Head Drilled 3/8 x 2
0270	1733118A	1	SHAFT ASSEMBLY, Rocker 3/8"
0280	1931352	3	CARRIAGE BOLT, 3/8-16 x 1-1/2
0290	1665374BZ	2	STRAP, Roller
0300	1664847	5	SCREW, Hex Washer Head Taptite 5/16-18 x 3/4
0310	1931277	4	NUT, Hex Flange 5/16-18, Whiz Lock Small
0320	1704116A	1	BRACKET, Height of Cut
0330	1960520	1	NUT, Push
0340	1734889A	1	ARM, Lift
0350	2816001	1	PIN, Spring
0360	1704097	1	WASHER, Detent
0370	1733257	1	TRUNNION, w/Hole
0380	1733258	1	TRUNNION, LH Thread
0390	1719901	1	CRANK, Height Adjustment
0400	1714084	1	KNOB, Spinner
0410	1960093	1	NUT, Push Pal
0420	1930644	2	NUT, Hex Flange, 1/2-13 Two-Way Lock
0430	1733121A	1	SHAFT ASSEMBLY, Roller 38"
0440	1924366	9	WASHER, 5/8

Footnotes

The above parts group applies to the following Mfg. Nos.:

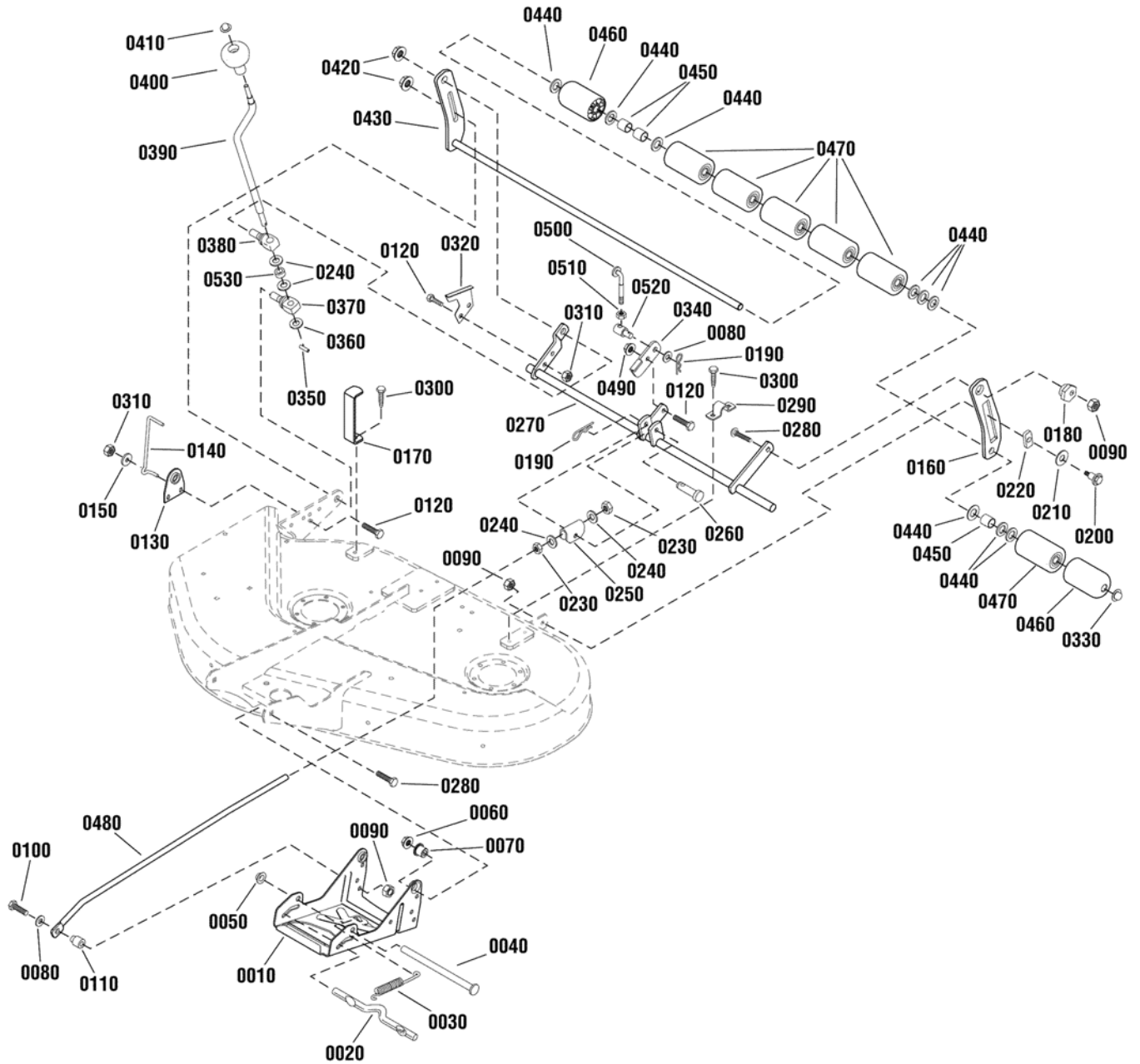
1695404 - 38" Mower

2690757 - Broadmoor

38" Mower Deck - Height Adjustment & Roller Bar Group

NOTE: Unless noted otherwise,
use the standard hardware torque
specification chart.

987894



The above parts group applies to the following Mfg. Nos.:

1695404 - 38" Mower

2690757 - Broadmoor

38" Mower Deck - Height Adjustment & Roller Bar Group

REF NO	PART NO.	QTY.	DESCRIPTION
0450	1602946	3	SPACER, Split
0460	1722036	2	ROLLER, Rounded
0470	1668513	6	ROLLER
0480	1734797	1	ROD, Adjusting
0490	1960686	1	NUT, Hex Flange 5/16-18
0500	7028728	1	ROD, Adjuster, Chain
0510	1920161	1	NUT, Hex Jam 5/16-18
0520	1731382	1	TRUNNION
0530	1716953	1	SPACER, Heat Treated, Powdered Metal

Footnotes

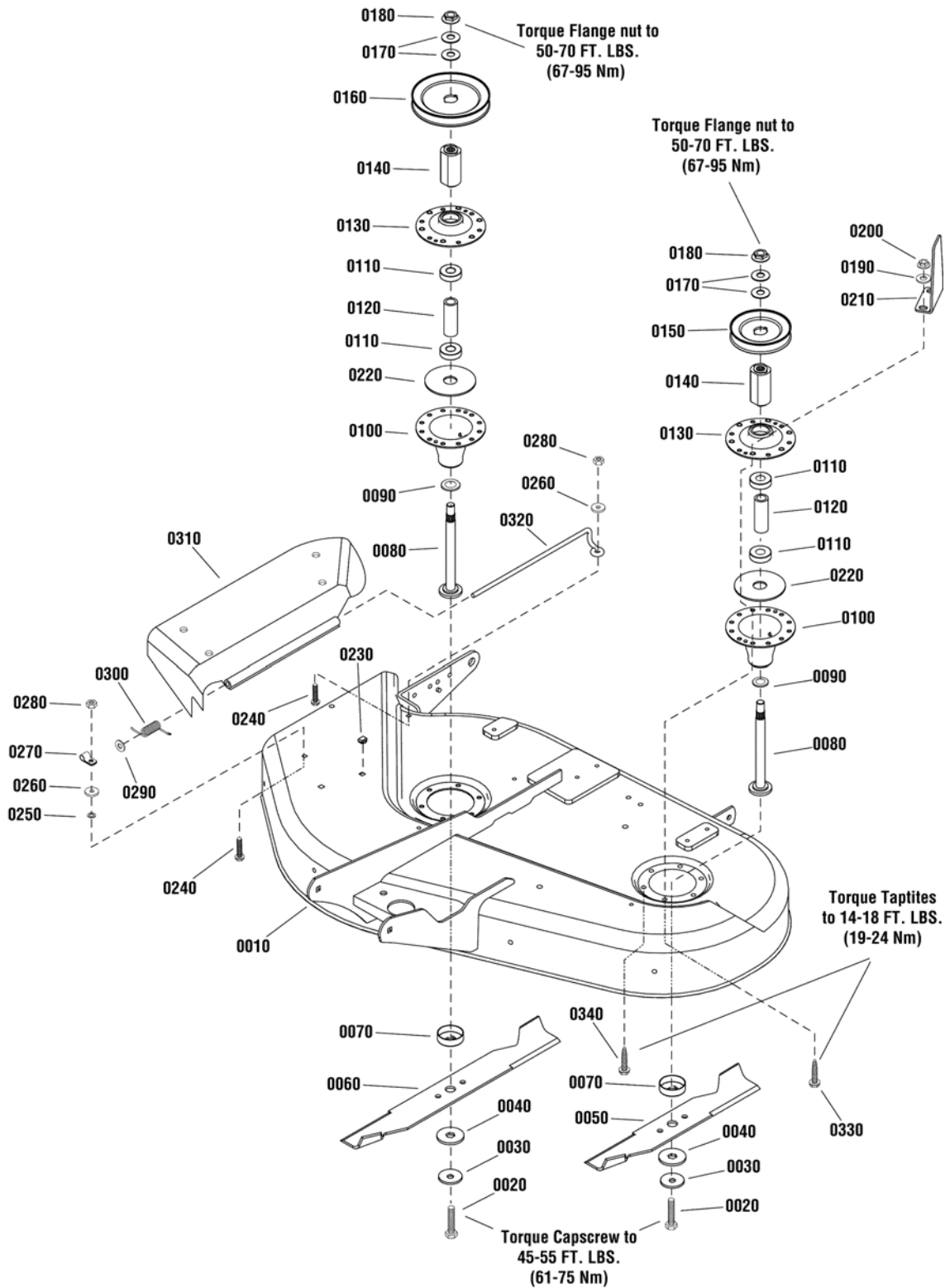
The above parts group applies to the following Mfg. Nos.:

1695404 - 38" Mower
2690757 - Broadmoor

38" Mower Deck - Housing, Arbors & Blades Group

NOTE: Unless noted otherwise, use the standard hardware torque specification chart.

987895



The above parts group applies to the following Mfg. Nos.:

- 1695404 - 38" Mower
- 2690757 - Broadmoor

38" Mower Deck - Housing, Arbors & Blades Group

REF NO	PART NO.	QTY.	DESCRIPTION
0010	1733127C	1	HOUSING ASSEMBLY, 38" Mower
0020	2823471	2	CAPSCREW, Hex Head 7/16-14 x 1-1/4
0030	1656916	2	WASHER, Spring
0040	1713089	2	WASHER, Hex, 11/16 x 2
0050	1704856	1	BLADE, 16-1/8
0060	1704101	1	BLADE, Mower 22-1/4
0070	1713196	2	SHIELD, Grass
0080	1713612	2	SHAFT, Arbor
0090	1713619	2	WASHER, Cup
0100	1713338A	2	HOUSING, Arbor Bottom w/Lube Fitting
0110	1705897	4	BEARING, Ball 11/16 x 1-9/16 x 15/32
0120	1732543	2	SPACER, Powdered Metal
0130	1713199A	2	HOUSING, Arbor Top
0140	1713616	2	ADAPTER, Pulley
0150	1732950	1	PULLEY
0160	1732953	1	PULLEY
0170	1713675	4	WASHER, Bellville
0180	1714419	2	NUT, Hex Flange 9/16-18, Non-Locking
0190	1924940	2	WASHER, 3/8
0200	1931277	2	NUT, Hex Flange 5/16-18 Whiz Lock Small
0210	1733225A	1	UPSTOP
0220	1707335	2	GASKET, Foam
0230	1705115	2	PLUG, Button
0240	1931318	2	CARRIAGE BOLT, 1/4-20 x 7/8
0250	1960518	2	NUT, Push
0260	1960353	2	WASHER, 1/4
0270	1704873	1	CLAMP, Wire 5/16
0280	1920397	2	NUT, Hex Lock ESNA Light 1/4-20
0290	1919326	1	WASHER, 5/16
0300	7101082	1	SPRING, Torsion Chute
0310	1705449	1	DEFLECTOR
0320	1706709	1	ROD, Deflector
0330	2860678	2	SCREW, Hex Washer Head Taptite 5/16-18 x 1-3/4
0340	1664847	8	SCREW, Hex Washer Head Taptite 5/16-18 x 3/4

Footnotes

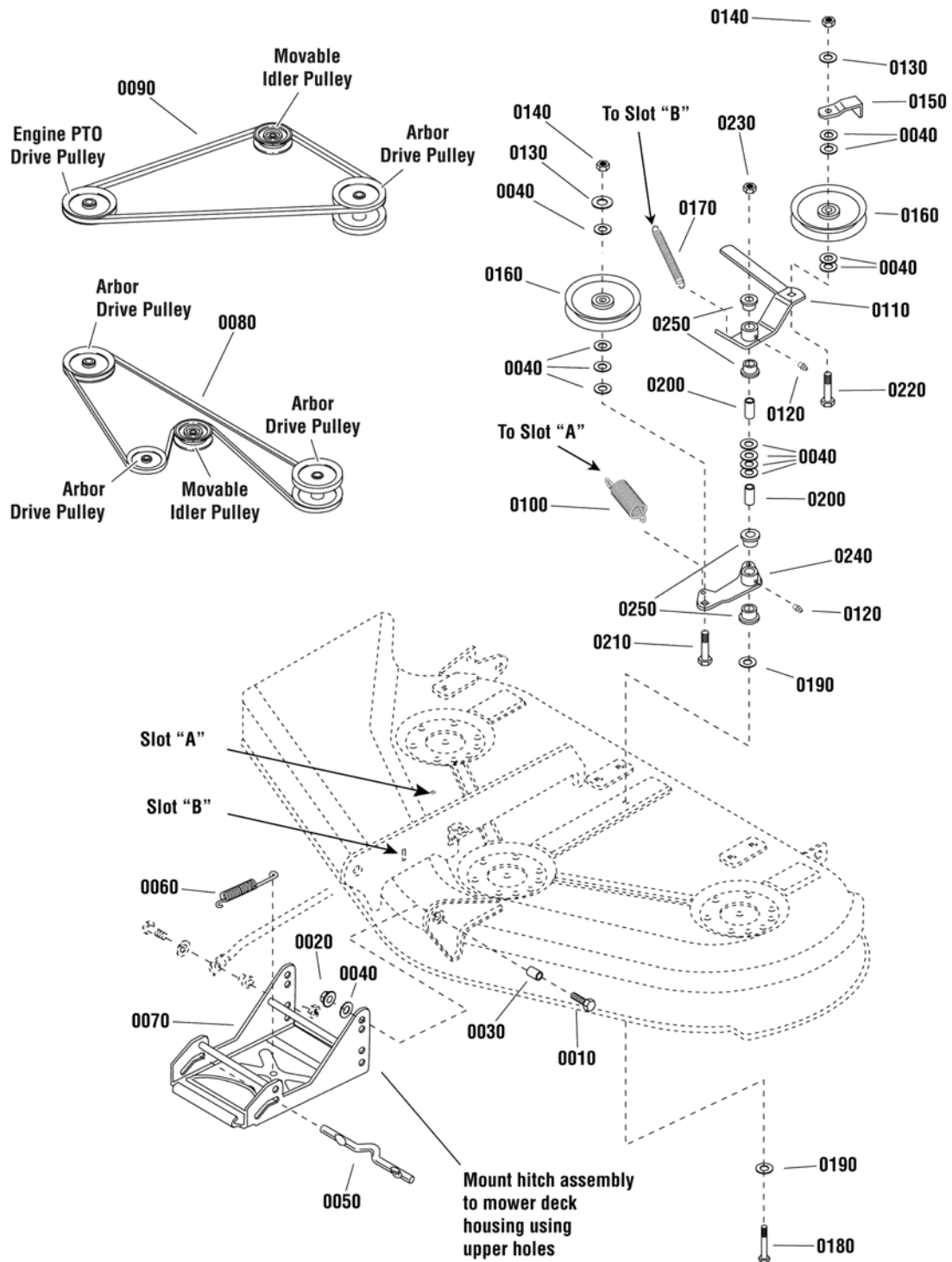
The above parts group applies to the following Mfg. Nos.:

1695404 - 38" Mower
2690757 - Broadmoor

44" Mower Deck - Clutch & Support Group

NOTE: Unless noted otherwise, use the standard hardware torque specification chart.

983858



The above parts group applies to the following Mfg. Nos.:

- 1695403 - 44" Mower
- 1695406 - 44" Mower
- 2690756 - Broadmoor
- 2690758 - 1620HP
- 2690760 - Broadmoor
- 2690777 - Broadmoor
- 2690823 - Broadmoor

44" Mower Deck - Clutch & Support Group

REF NO	PART NO.	QTY.	DESCRIPTION
0090	1601672	1	V-BELT, Mower Drive
0080	1721532	1	V-BELT, Arbor Drive
0230	1960339	2	NUT, Hex, 3/8-16
0130	1916965	2	WASHER, Lock, 3/8
0150	1677135A	1	BELT STOP, Idler
0040	1924940	14	WASHER, 3/8
0160	1724387	2	PULLEY, Idler
0140	1916950	1	NUT, Hex Flange, 3/8-16, MAC Lock Large, Black
0170	1715435	1	SPRING
0200	1674669	2	SPACER, 25/64 x 5/8 x 1-1/8, Case Hardened
0120	2812808	2	GREASE FITTING
0110	1704658	1	LEVER ASSEMBLY, Idler
0220	1960315	1	CARRIAGE BOLT, 3/8-16 x 2
0240	1718561	1	LEVER ASSEMBLY, Idler Arm
0190	1924356	2	WASHER, 3/8, Black
0210	1931352	1	CARRIAGE BOLT, 3/8-16 x 1-1/2
0100	1656936	1	SPRING
0180	1923938	1	CAPSCREW, Hex Head, 3/8-16 x 3-1/2
0010	1921968	2	CAPSCREW, Hex Head, 3/8-16 x 1-3/8
0030	2157081	2	SPACER, 3/8 x 3/4 x 1/2
0020	2860681	2	NUT, Hex Toplock Spirallock Flange, 3/8-16
0060	2156302	1	SPRING
0070	1707432A	1	HITCH ASSEMBLY
0050	1715759	1	ROD, Latch
0250	1676148	4	BUSHING, 5/8 x 3/4

Footnotes

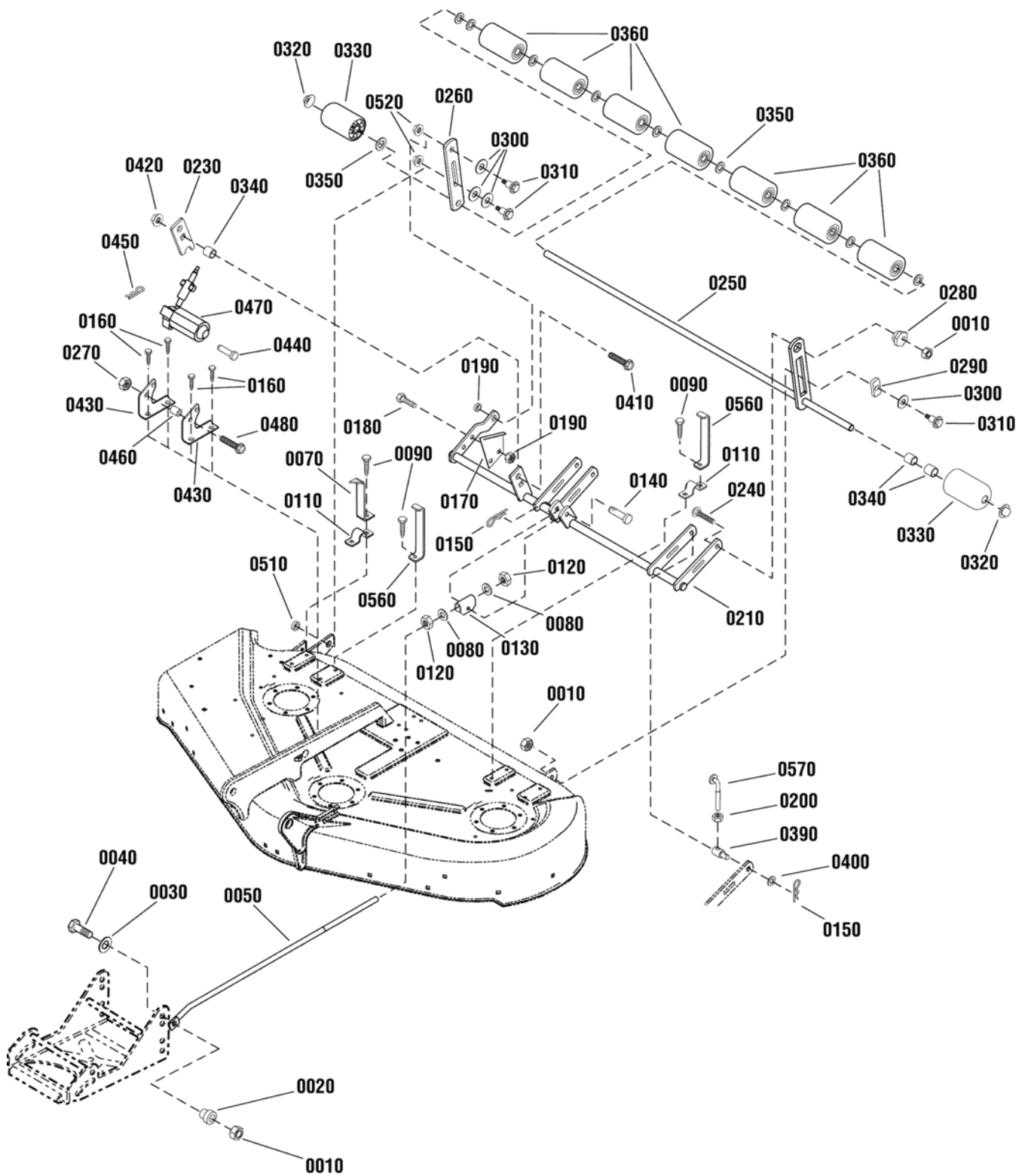
The above parts group applies to the following Mfg. Nos.:

1695403 - 44" Mower 2690823 - Broadmoor
1695406 - 44" Mower
2690756 - Broadmoor
2690758 - 1620HP
2690760 - Broadmoor
2690777 - Broadmoor

44" Mower Deck - Electric Height Adjustment & Roller Bar Group

2988349

NOTE: Unless noted otherwise,
use the standard hardware torque
specification chart.



The above parts group applies to the following Mfg. Nos.:

2690823 - Broadmoor

44" Mower Deck - Electric Height Adjustment & Roller Bar Group

REF NO	PART NO.	QTY.	DESCRIPTION
0010	2860681	3	LOCKNUT, Security 3/8-16
0020	1706644	1	SPACER
0030	1924940	1	WASHER, 3/8
0040	1922606	1	CAPSCREW, Hex Head, 3/8-16 x 1-3/4
0050	1704093	1	ROD, Adjustment
0070	1720643A	1	INDICATOR, Height
0080	1960170	2	WASHER, 1/2
0090	1664847	7	SCREW, Hex Washer Head Taptite 5/16-18 x 3/4
0560	1722748A	1	BRACKET, Up-Stop
0110	1665374BZ	3	STRAP, Roller
0120	1913744	2	NUT, Hex Jam 1/2-13
0130	1704081A	1	TRUNNION, Rod
0140	2118053	1	PIN, Round Head Drilled 3/8 x 2
0150	1960074	2	CLIP, Hair Pin
0160	1930601	4	SCREW, Hex Washer Head Taptite 5/16-18 x 5/8
0170	1704116A	1	BRACKET, Height of Cut
0180	1930591	2	SCREW, Hex Whiz Lock Flange 5/16-18 x 3/4
0190	1931277	2	NUT, Hex Flange 5/16-18 Whiz Lock
0200	1920161	1	NUT, Hex Jam 5/16-18
0210	1733521A	1	SHAFT ASSEMBLY, Rocker 44"
0560	1722747A	1	UP-STOP
0230	1733386A	1	ARM, Rear
0240	1931352	1	CARRIAGE BOLT, 3/8-16 x 1-1/2
0250	1716159A	1	SHAFT & BAR ASSEMBLY, Roller 44"
0260	1704074A	1	BAR, Roller 5/16
0270	1927557	1	NUT, Hex Flange 5/16-18 Whiz Lock
0280	1704082	1	NUT, Hex Adjusting
0290	1677507	1	SLIDE
0300	1924361	4	WASHER, 1/2 x 1-1/2 OD
0310	2172622	3	BOLT, Shoulder 3/8-16
0320	1960520	2	NUT, Push 5/8
0330	1722036	2	ROLLER, Rounded
0340	1602946	3	SPACER
0350	1924366	10	WASHER, 5/8
0360	1668513	7	ROLLER
0570	7028728	1	ROD, Height Adjusting
0390	1731382	1	TRUNNION
0400	1960103	1	WASHER, 3/8
0410	1960706	1	CARRIAGE BOLT, 1/2-13 x 2
0420	1960689	1	NUT, Hex Toplock Flange 1/2-13
0430	1733828A	2	BRACKET, Mounting
0440	1668344	1	PIN, Shear
0450	1960221	1	CLIP, Hairpin

Footnotes

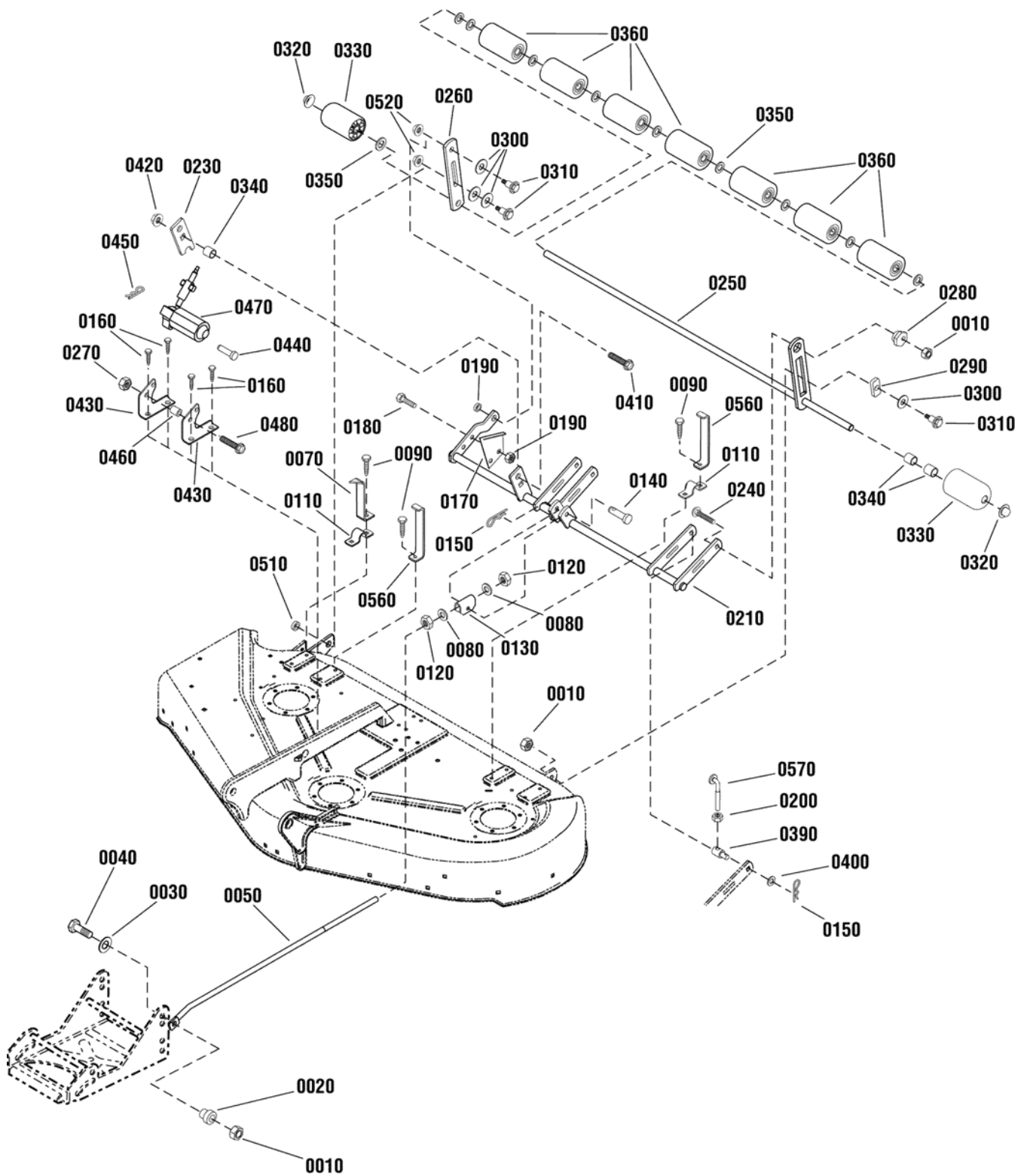
The above parts group applies to the following Mfg. Nos.:

2690823 - Broadmoor

44" Mower Deck - Electric Height Adjustment & Roller Bar Group

2988349

NOTE: Unless noted otherwise,
use the standard hardware torque
specification chart.



The above parts group applies to the following Mfg. Nos.:

2690823 - Broadmoor

44" Mower Deck - Electric Height Adjustment & Roller Bar Group

REF NO	PART NO.	QTY.	DESCRIPTION
0460	1733068	1	SPACER
0470	1733513	1	MOTOR, Electric
0480	1922127	1	CAPSCREW, Hex Head 5/16-18 x 1-3/4
0510	1663752	2	SPACER
0520	1960339	2	NUT, Hex Flange 3/8-16

Footnotes

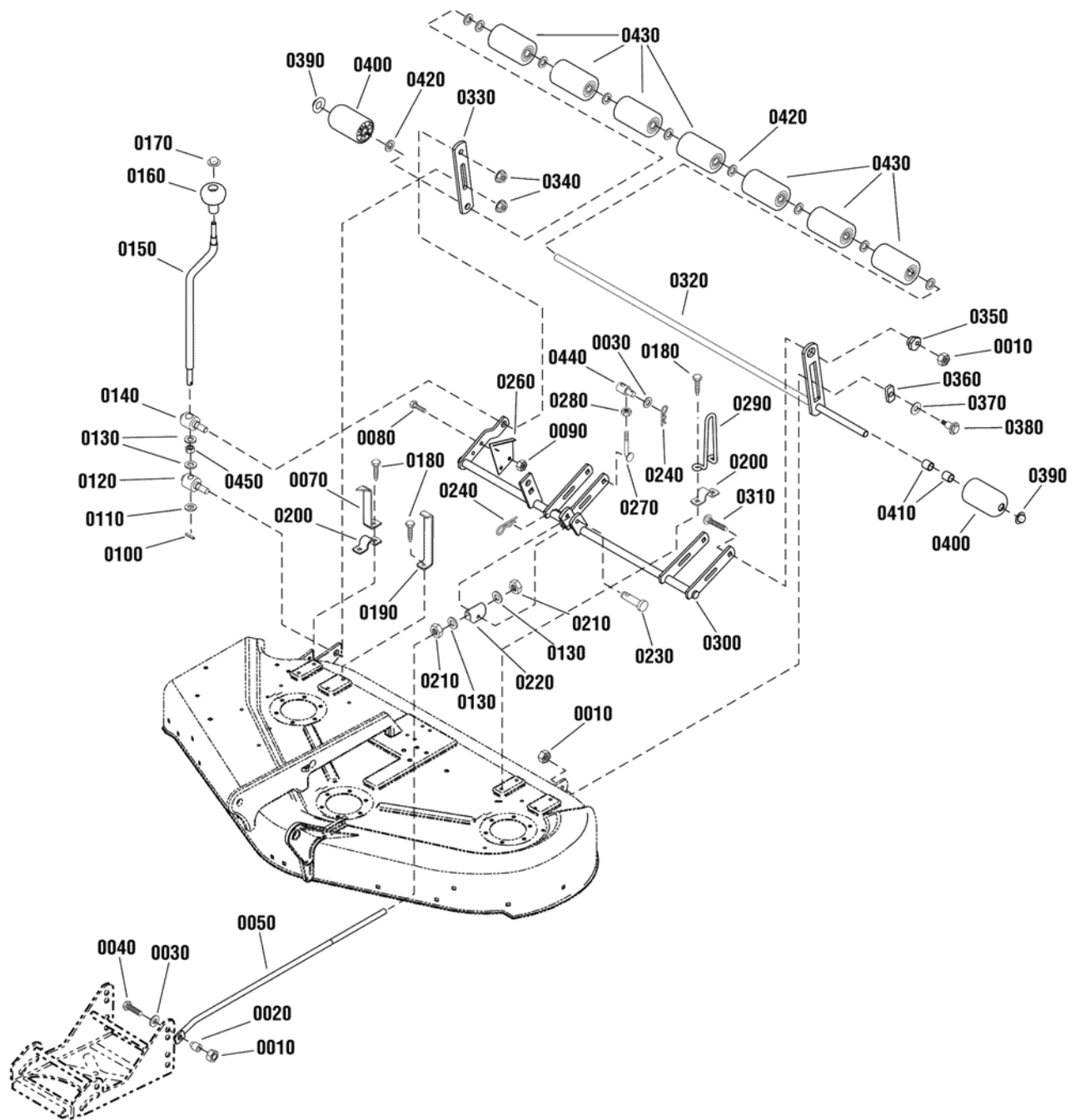
The above parts group applies to the following Mfg. Nos.:

2690823 - Broadmoor

44" Mower Deck - Height Adjustment & Roller Bar Group

2987878

NOTE: Unless noted otherwise,
use the standard hardware torque
specification chart.



The above parts group applies to the following Mfg. Nos.:

1695403 - 44" Mower
1695406 - 44" Mower
2690756 - Broadmoor
2690758 - 1620HP
2690760 - Broadmoor
2690777 - Broadmoor

44" Mower Deck - Height Adjustment & Roller Bar Group

REF NO	PART NO.	QTY.	DESCRIPTION
0010	2860681	3	NUT, Hex Toplock Spiral Lock Flange 3/8-16
0020	1706644	1	SPACER, 3/8 x 3/4 x 15/16
0030	1924940	4	WASHER, 3/8
0040	1922606	1	CAPSCREW, Hex Head 3/8-16 x 1-3/4 G8
0050	1734797	1	ROD, Adjustment
0070	1720643A	1	INDICATOR, Height
0080	1930591	2	SCREW, Hex Whiz Lock Flange 5/16-18 x 3/4
0090	1931277	2	NUT, Hex Flange 5/16-18 Whiz Lock Small
0100	2816001	1	PIN, Spring
0110	1704097	1	WASHER, Detent
0120	1733257	1	TRUNNION
0130	1960170	3	WASHER, 1/2
0140	1733258	1	TRUNNION
0150	1719901	1	CRANK, Height Adjust
0160	1714084	1	KNOB, Spinner
0170	1960093	1	NUT, Push Pal 3/8 Diameter Stud Capped
0180	1664847	5	SCREW, Hex Washer Head Taptite 5/16-18 x 3/4
0190	1722750A	1	BRACKET, Up-Stop
0200	1665374	3	STRAP, Roller
0210	1913744	2	NUT, Hex Jam 1/2-13
0220	1704081A	1	TRUNNION, Rod
0230	2118053	1	PIN, Round Head Drilled 3/8 x 2
0240	1960074	2	CLIP, Hair Pin
0260	1704116A	1	BRACKET, Height of Cut
0270	7028728	1	ROD, Height Adjuster
0280	1920161	1	NUT, Hex Jam 5/16-18
0290	1720659	1	UP-STOP, 6-14 High
0300	1733521A	1	SHAFT ASSEMBLY, Rocker 44"
0310	1931352	1	CARRIAGE BOLT, 3/8-16 x 1-1/2 G5
0320	1716159A	1	SHAFT & BAR ASSEMBLY, 44"
0330	1704074A	1	BAR, Roller
0340	1930644	2	NUT, Hex Flange 1/2-13 Two-Way Lock
0350	1704082	1	NUT, Hex Adjusting
0360	1677507	1	SLIDE
0370	1924361	1	WASHER, 1/2
0380	2172622	1	BOLT, Shoulder, 3/8-16 G5
0390	1960520	2	NUT, Push for 5/8 Diameter Stud Capped
0400	1722036	2	ROLLER, Rounded
0410	1602946	2	SPACER, Split
0420	1924366	10	WASHER, 5/8
0430	1668513	7	ROLLER
0440	1731382	1	TRUNNION
0450	1716953	1	SPACER

Footnotes

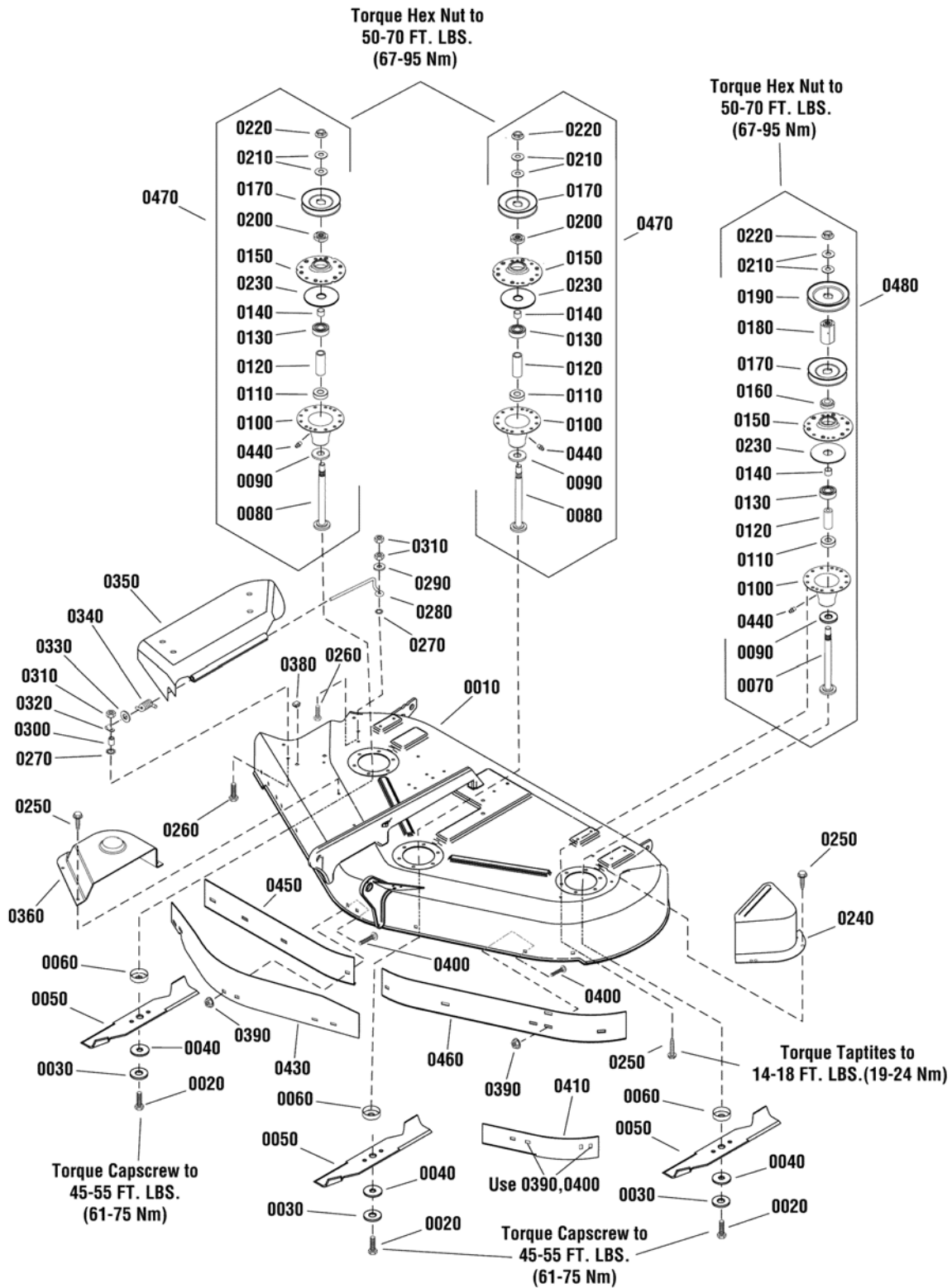
The above parts group applies to the following Mfg. Nos.:

1695403 - 44" Mower
 1695406 - 44" Mower
 2690756 - Broadmoor
 2690758 - 1620HP
 2690760 - Broadmoor
 2690777 - Broadmoor

44" Mower Deck - Housing, Arbors & Blades Group

2987517

NOTE: Unless noted otherwise, use the standard hardware torque specification chart.



The above parts group applies to the following Mfg. Nos.:

- 1695403 - 44" Mower 2690823 - Broadmoor
- 1695406 - 44" Mower
- 2690756 - Broadmoor
- 2690758 - 1620HP
- 2690760 - Broadmoor
- 2690777 - Broadmoor

44" Mower Deck - Housing, Arbors & Blades Group

REF NO	PART NO.	QTY.	DESCRIPTION
0010	1734753c	1	HOUSING ASSEMBLY, 44", Orange
0010	1734753d	1	HOUSING ASSEMBLY, 44", Red
0020	2823471	3	CAPSCREW, Hex Head 7/16-14 x 1-1/4 G8
0030	1656916	3	WASHER, Spring
0040	1713089	3	WASHER, Hex, 11/16 x 2
0050	1727774	3	BLADE, Mower
0060	1713196	3	SHIELD, Grass Lower Arbor Heat Treat
0070	1713612	1	SHAFT, Arbor
0080	1713195	2	SHAFT, Arbor
0090	1713619	3	WASHER, Cup
0100	1713338A	3	HOUSING, Arbor Bottom w/Lube Fitting (Includes Ref. No. 45)
0110	1705897	3	BEARING, Ball 11/16 x 1-9/16 x 15/32
0120	1732544	3	SPACER, 5/8
0130	2108202	3	BEARING, Ball
0140	1715724	3	SPACER, 21/32 x 3/4 x 5/8
0150	1655729A	3	HOUSING, Arbor Top
0160	1713533	1	HUB, 5/8
0170	1713098	3	PULLEY, 4.25 O.D.
0180	1713158	1	HUB, 5/8
0190	1732951	1	PULLEY, 4.6 O.D. (Domestic)
0190	1713091	1	PULLEY (CE/Export)
0200	1713197	2	HUB, Pulley, Center & R.H.
0210	1713675	6	WASHER, Bellville
0220	1714419	3	NUT, Hex Flange 9/16-18
0230	1707335	3	GASKET
0240	1720560A	1	COVER, Arbor (Domestic)
0240	1732200A	1	COVER, Arbor (No Ribs) (CE/Export)
0250	1664847	27	SCREW, Hex Washer Head Taptite 5/16-18 x 3/4
0260	1960633	2	CARRIAGE BOLT, 1/4-20 x 1-1/2 G5
0270	1960518	2	NUT, Push for 1/4 Diameter Thread
0280	1706709	1	ROD, Deflector
0300	1710703	1	SPACER
0310	1920397	3	NUT, Hex Lock ESNA Light 1/4-20
0320	1704873	1	CLAMP, Wire, 5/16 Diameter
0330	1919326	1	WASHER, 5/16
0340	7101082	1	SPRING, Torsion Chute
0350	1705449	1	DEFLECTOR
0360	1715673	1	COVER, Arbor
0380	1705115	1	PLUG, Button
0460	1716879A	1	BAFFLE, Blowout 44" LH (CE/Export)
0450	1716878A	1	BAFFLE, Blowout 44" RH (CE/Export)
0390	1927557	8	NUT, Hex Flange 5/16-18 Whiz Lock Large (Quantity 11 used on CE/Export Models)
0400	1921333	8	CAPSCREW, Hex Head 5/16-18 x 1 G5 (Quantity 11 used on CE/Export Models)

Footnotes

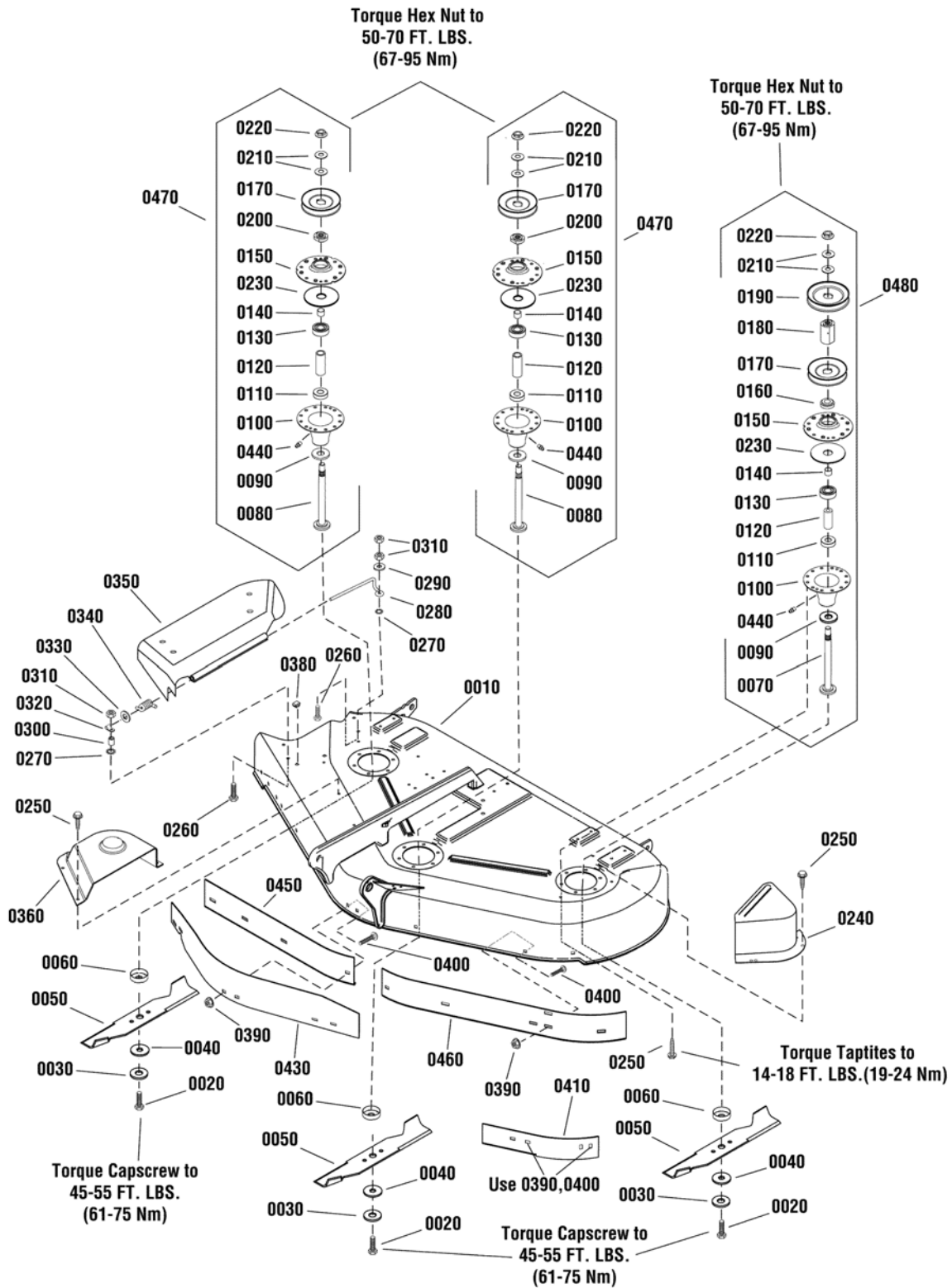
The above parts group applies to the following Mfg. Nos.:

1695403 - 44" Mower 2690823 - Broadmoor
 1695406 - 44" Mower
 2690756 - Broadmoor
 2690758 - 1620HP
 2690760 - Broadmoor
 2690777 - Broadmoor

44" Mower Deck - Housing, Arbors & Blades Group

2987517

NOTE: Unless noted otherwise, use the standard hardware torque specification chart.



The above parts group applies to the following Mfg. Nos.:

- 1695403 - 44" Mower 2690823 - Broadmoor
- 1695406 - 44" Mower
- 2690756 - Broadmoor
- 2690758 - 1620HP
- 2690760 - Broadmoor
- 2690777 - Broadmoor

44" Mower Deck - Housing, Arbors & Blades Group

REF NO	PART NO.	QTY.	DESCRIPTION
0410	1724538A	1	BAFFLE, Short Blowout (Domestic)
0440	1704314	3	FITTING, Grease 1/4 Drive
0290	1960353	1	WASHER, 1/4
0430	1734181A	1	BAFFLE, Front (Domestic)
0470	1751282	2	ARBOR ASSEMBLY, Short
0480	1751283	1	ARBOR ASSEMBLY, Long Domestic
0480	1751559	1	ARBOR ASSEMBLY, Long (CE/Export,Orange)

Footnotes

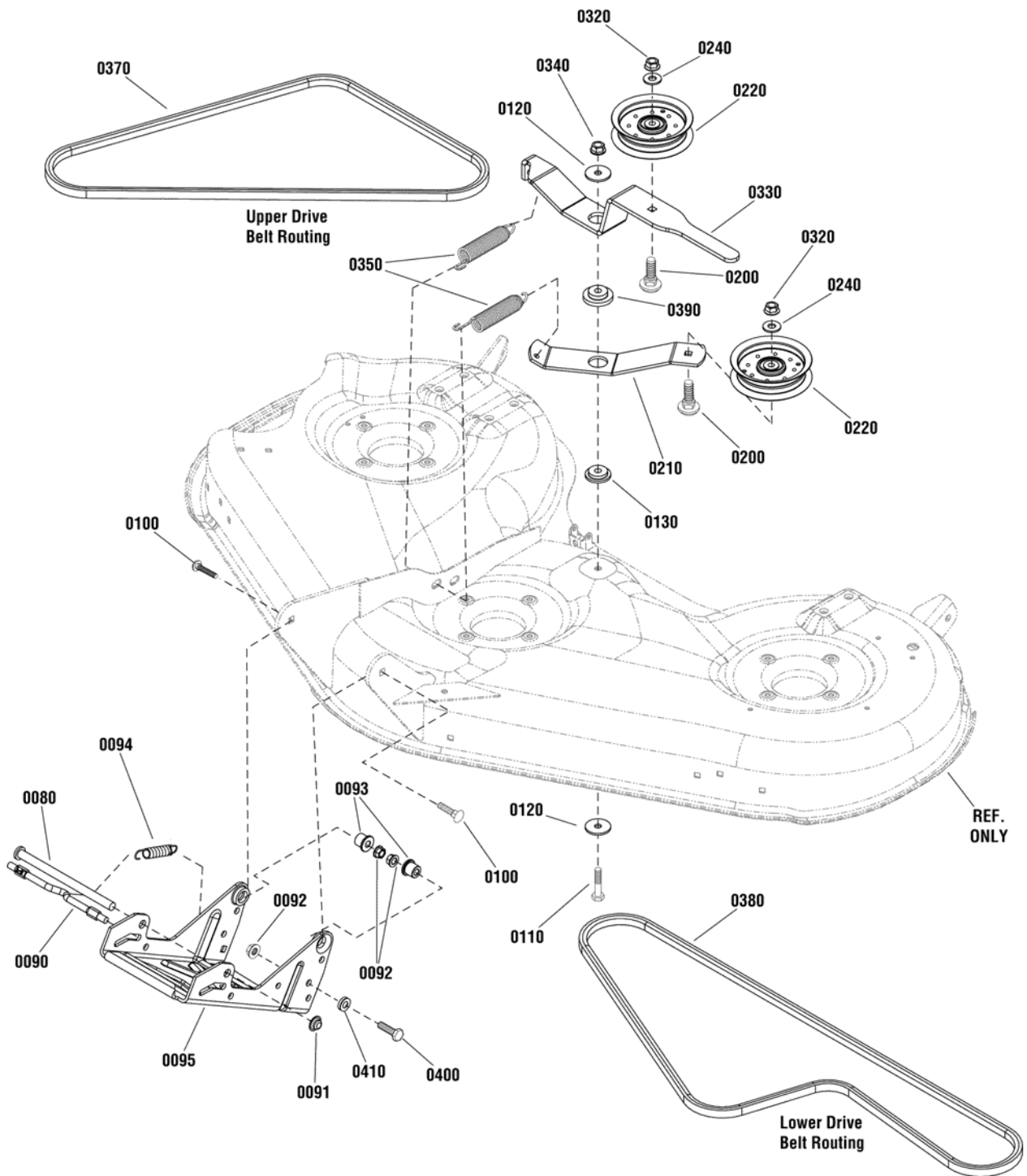
The above parts group applies to the following Mfg. Nos.:

1695403 - 44" Mower 2690823 - Broadmoor
1695406 - 44" Mower
2690756 - Broadmoor
2690758 - 1620HP
2690760 - Broadmoor
2690777 - Broadmoor

46" & 52" Mower Deck - Clutch & Support Group

2988067

NOTE: Unless noted otherwise,
use the standard hardware torque
specification chart.



The above parts group applies to the following Mfg. Nos.:

- 1695551 - 46" Mower
- 1695552 - 52" Mower
- 2690814 - Broadmoor
- 2690815 - Broadmoor

46" & 52" Mower Deck - Clutch & Support Group

REF NO	PART NO.	QTY.	DESCRIPTION
0080	1713578	1	ROD, 1/2 Dia. x 7-5/8
0090	1715759	1	ROD, 3/8 Dia. x 8
0091	1960519	1	PUSHNUT, 1/2
0092	1960687	3	NUT, Hex Flange, 3/8-16
0093	1732443	2	SPACER, 3/4 OD x 3/4 Long
0094	2156302	1	SPRING, Extension, 4-1/8
0095	1738040A	1	HITCH, Mower
0100	7091945	2	BOLT, Carriage, , 3/8C X1-1/2 GR5 YZ
0110	1921971	1	CAPSCREW, Hex Head, 3/8-16 x 1-3/4, G5
0120	1924356	2	WASHER, 3/8, 1/2 OD
0130	1714255	1	SPACER, 1-1/2 OD
0200	7091158	2	USE - 91810 BOLT, Carriage, 3/8C X1-3/4, G5
0210	1735321A	1	ARM, Idler, Lower
0220	1736540	2	PULLEY, Idler, 46 & 52" Mowers
0240	7091528	2	WASHER, Flat, 3/8 x .875
0320	7091619	2	NUT, Whiz, 3/8
0330	1739585A	1	ARM, Idler, Upper
0340	1930645	1	NUT, Hex Flange, Two Way Locking, 3/8-16
0350	1715772	2	SPRING, Extension, 5-1/4
0370	2156120	1	V-BELT, HA, 63.10 (46" Decks Only)
0370	2101137	1	V-BELT, HA, 68.10 (52" Decks Only)
0380	1666801	1	V-BELT, HA, 87.20 (46" Decks Only)
0380	1665450	1	V-BELT, HA, 87.20 (52" Decks Only)
0390	1739594	1	SPACER, 1-3/4 OD
0400	5025013X8	1	BOLT, 3/8-16 x 1, G5
0410	5044960	1	SPACER, 3/8 x 1 x 1/4

Footnotes

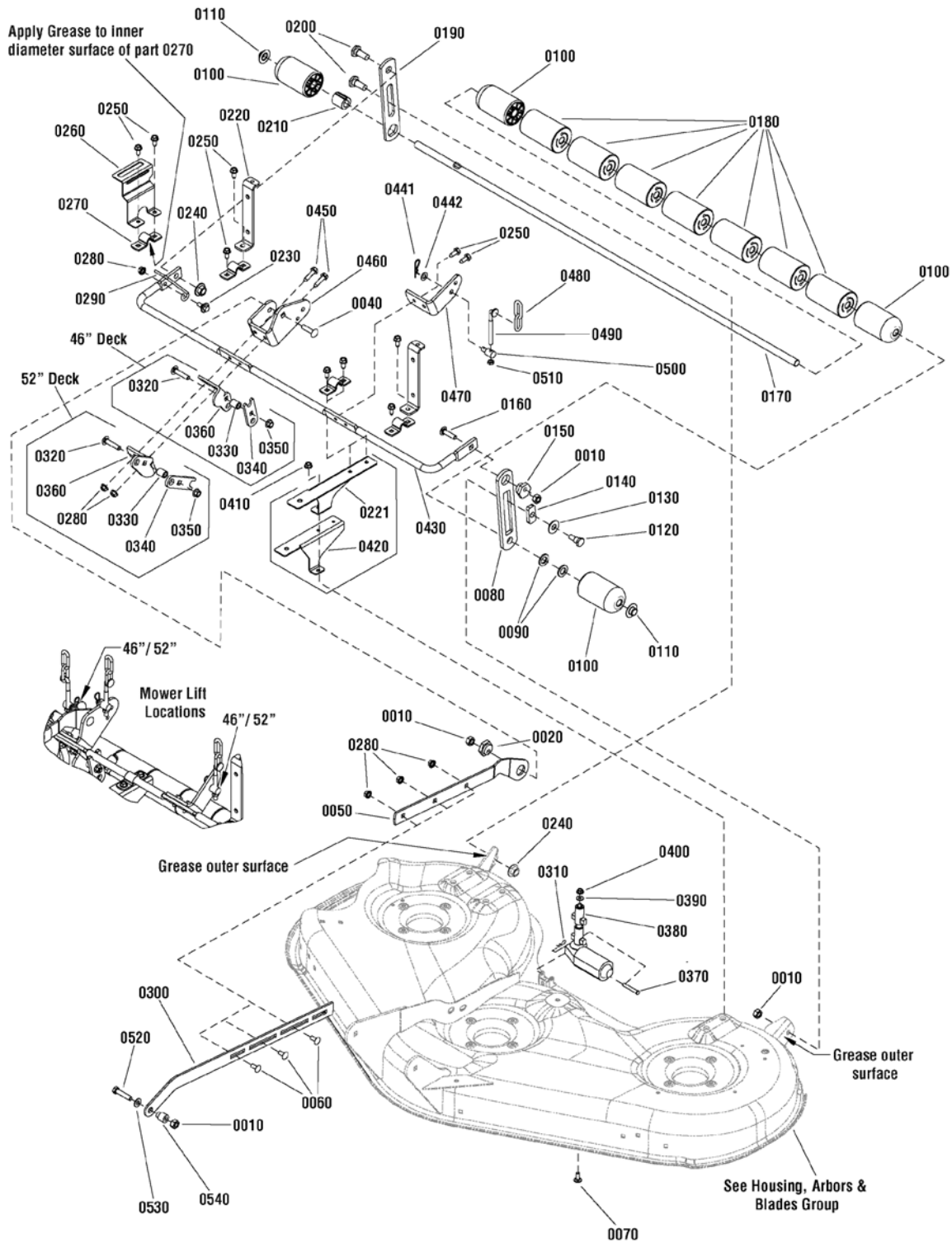
The above parts group applies to the following Mfg. Nos.:

1695551 - 46" Mower
1695552 - 52" Mower
2690814 - Broadmoor
2690815 - Broadmoor

46" & 52" Mower Deck - Height Adjustment & Roller Bar Group

988332

NOTE: Unless noted otherwise,
use the standard hardware torque
specification chart.



The above parts group applies to the following Mfg. Nos.:

- 1695551 - 46" Mower
- 1695552 - 52" Mower
- 2690814 - Broadmoor
- 2690815 - Broadmoor

46" & 52" Mower Deck - Height Adjustment & Roller Bar Group

REF NO	PART NO.	QTY.	DESCRIPTION
0010	2860681	4	NUT, Hex, Top Lock, Spiral Flange, 3/8-16
0020	1727381	1	NUT, Hex Adjusting, 1 Dia
0040	1960268	1	BOLT, Carriage, 3/8-16 x 1-1/4, G5
0050	1739691A	1	ARM, Pitch Adjustment, Front
0060	7090001	3	BOLT, Carriage, 5/16 x 3/4, G5
0070	1931333	1	BOLT, Carriage, 5/16-18 x 3/4, G5
0080	1704073A	1	BAR, Roller
0090	1960035	2	WASHER, 5/8 x 1-3/4 (46" Decks Only)
0090	1924366	2	WASHER, 5/8 x 1-1/8 (52" Decks Only)
0100	1722036	4	ROLLER, 2-1/2 OD
0110	1960520	2	PUSHNUT, 5/8, Capped
0120	2172622	1	BOLT, Shoulder, 3/8-16 x 1-11/32, G5
0130	1924361	1	WASHER, 1/2 x 1-1/4
0140	1677507	1	SLIDE
0150	1704082	1	NUT, Hex Adjusting, .990DIA
0160	7091945	1	BOLT, Carriage, 3/8 x 1-1/2, G5
0170	1736155	1	SHAFT-ROLLER, 39-5/8 Long (46" Decks Only)
0170	1736154	1	SHAFT-ROLLER, 47-29/32 Long (52" Decks Only)
0180	1668513	7	ROLLER, 2-1/2 OD x 4-3/32 Long
0190	1735327A	1	BAR, Roller
0200	1737409	2	BOLT, Shoulder, 2-9/16 Long
0221	1734806A	2	SUPPORT, Rocker Shaft (46" Decks Only)
0210	1736152	1	SPACER, Roller (52" Decks Only)
0220	1737219BM	2	UPSTOP, Rear
0230	720107	1	BOLT, Shoulder, 5/16-18 x 1/4
0240	1930644	2	NUT, Hex Flange, Two Way Locking, 1/2-13
0250	1664847	10	SCREW, Hex Washer Head, Taptite, 5/16-18 x 3/4
0260	1736850A	1	BRACKET, Height of Cut
0270	1736156A	4	STRAP, Rocker Shaft
0280	720139	6	NUT, Hex Flange, 5/16-18
0290	1736851	1	ROD, Height of Cut Indicator
0300	1739554A	1	ARM, Pitch Adjustment
0310	1960221	1	CLIP, Hairpin 5/8 Dia. x 1-5/16
0320	7091810	1	BOLT, Carriage, 3/8 x 1-3/4, G5
0330	7014334	1	SPACER, 5/8 OD x 3/8 ID
0340	1736956A	1	ARM MOUNT, 5/8 (46" Decks Only)
0340	1739459A	1	ARM, MOUNT, 5/8 (52" Decks Only)
0350	7091619	1	HFLN, 3/8C YZ
0360	1736952A	1	ARM MOUNT, EHOC (46" Decks Only)
0360	1739458A	1	ARM, MOUNT, EHOC (52" Decks Only)
0370	1668344	1	PIN, Shear, 1/4 ID. X 1-3/4
0380	1733513	1	MOTOR, Electric
0390	1921319	1	WASHER, 1/4 x 5/8 OD
0400	1960757	1	NUT, Hex, 1/4-20, L.H. Thread

Footnotes

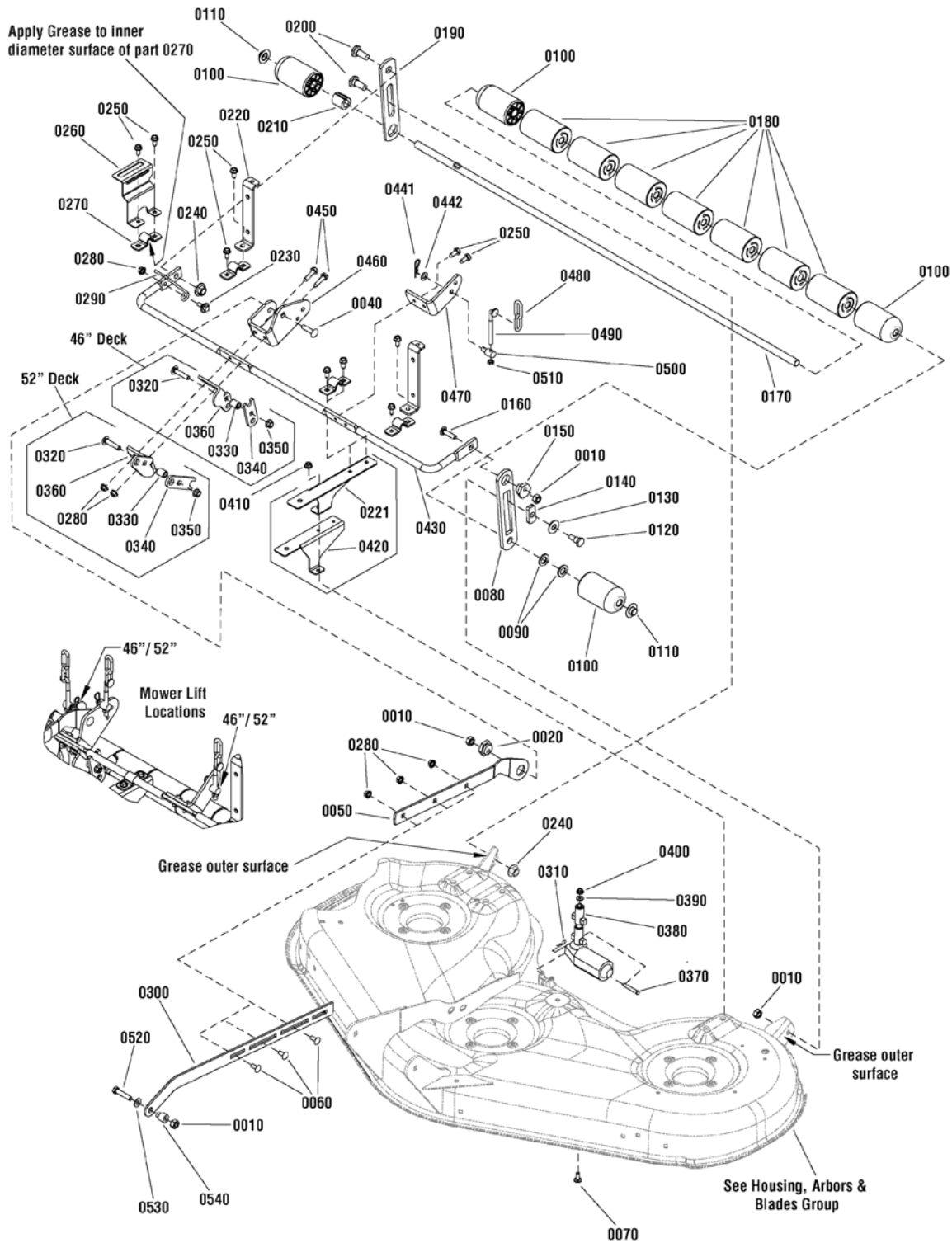
The above parts group applies to the following Mfg. Nos.:

1695551 - 46" Mower
 1695552 - 52" Mower
 2690814 - Broadmoor
 2690815 - Broadmoor

46" & 52" Mower Deck - Height Adjustment & Roller Bar Group

988332

NOTE: Unless noted otherwise,
use the standard hardware torque
specification chart.



The above parts group applies to the following Mfg. Nos.:

- 1695551 - 46" Mower
- 1695552 - 52" Mower
- 2690814 - Broadmoor
- 2690815 - Broadmoor

46" & 52" Mower Deck - Height Adjustment & Roller Bar Group

REF NO	PART NO.	QTY.	DESCRIPTION
0410	1931277	1	NUT, Hex Flange, 5/16-18
0420	1737011A	1	SUPPORT, Rocker Shaft (52" Decks Only)
0430	1736563	1	SHAFT, Rocker
0441	1960074	2	CLIP, Hair Pin 15/16 Dia. x 5/8 Long
0442	1960103	2	WASHER, 3/8 x 3/4 OD
0450	1931202	2	CAPSCREW, Hex Washer Head, Taptite, 5/16-18 x 1-1/4
0460	1739557A	1	ARM, Mower Lift, R.H.
0470	1736108A	1	ARM, Mower Lift, L.H.
0480	1731383	2	CHAIN, Link, 2.8 Long
0490	7028728	2	ROD, Height Adjust, Chain, 3.68" (Long)
0500	1731382	2	TRUNNION, 5/8 OD x 1-11/32 Long
0510	7091493	2	NUT, Hex Jam, 5/16
0520	1921971	1	CAPSCREW, Hex Head, 3/8-16 x 1-3/4, G5
0530	5025156	1	WASHER, 3/8
0540	1706644	1	SPACER, 3/8 x 3/4 x 15/16
0550	5021030	1	CABLE TIE, 6

Footnotes

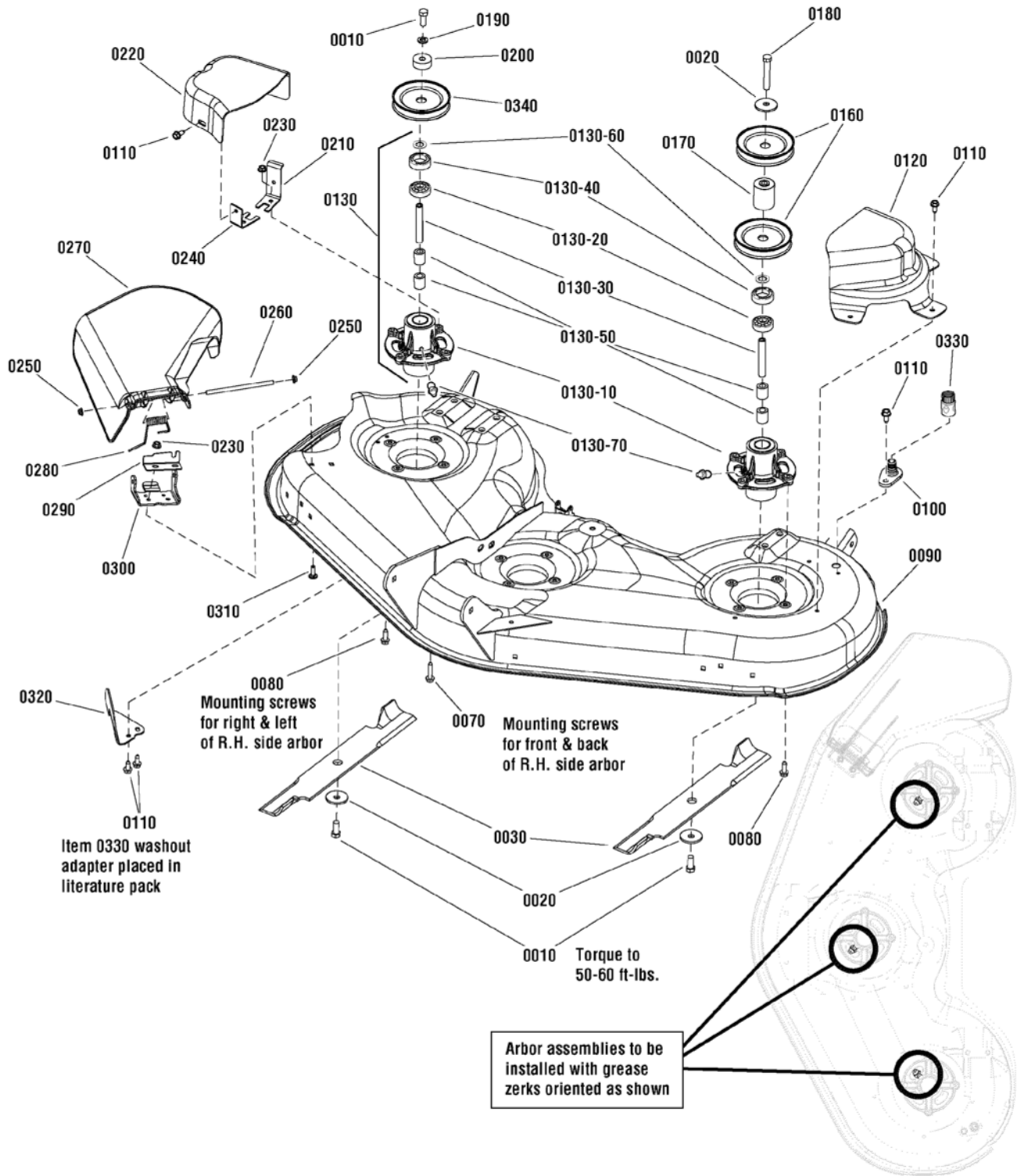
The above parts group applies to the following Mfg. Nos.:

1695551 - 46" Mower
1695552 - 52" Mower
2690814 - Broadmoor
2690815 - Broadmoor

46" & 52" Mower Deck - Housing, Arbors & Blades Group

988061

NOTE: Unless noted otherwise, use the standard hardware torque specification chart.



The above parts group applies to the following Mfg. Nos.:

- 1695551 - 46" Mower
- 1695552 - 52" Mower
- 2690814 - Broadmoor
- 2690815 - Broadmoor

46" & 52" Mower Deck - Housing, Arbors & Blades Group

REF NO	PART NO.	QTY.	DESCRIPTION
0010	1920676	5	CAPSCREW, Hex Head, 7/16-14 x 1, G5
0020	1656916	4	WASHER, Spring, 1-3/4 OD
0030	1737228A	3	BLADE, Mower, 18-1/2 Long (46" Decks Only)
0030	1737252A	3	BLADE, Mower, 18-1/2 Long (52" Decks Only)
0070	1930600	2	CAPSCREW, Hex Washer Head, Taptite, 5/16-18 x 1-1/2
0080	1960373	10	CAPSCREW, Hex Washer Head, Taptite, 5/16-18 x 1
0090	1735709C	1	HOUSING ASSEMBLY, Orange (46" Decks Only)
0090	1739584C	1	HOUSING ASSEMBLY, Orange (52" Decks Only - Domestic)
0090	1751883C	1	HOUSING ASSEMBLY, Orange (52" Decks Only - Export)
0090	1735709D	1	HOUSING ASSEMBLY, Red (46" Decks Only)
0090	1739584D	1	HOUSING ASSEMBLY, Red (52" Decks Only)
0100	1735716	1	ADAPTER, Washout
0110	1664847	8	CAPSCREW, Hex Washer Head, Taptite, 5/16-18 x 3/4
0120	1735750	1	COVER, Belt, L.H. (46" Decks Only)
0120	1736505	1	COVER, Belt, L.H. (52" Decks Only - Domestic)
0130	5405811	3	SPINDLE ASSEMBLY
0130-10	1737352	1	HOUSING, Spindle
0130-20	1735399	2	BEARING, Ball, 20mm
0130-30	1735326	1	SHAFT, Spindle
0130-40	1735323	2	SHIELD, Arbor, 2-1/16 OD
0130-50	1735328	2	SPACER, Bearing
0130-60	1960766	2	RING, Self Locking
0130-70	1704314	3	FITTING, Lubrication
0160	1735733	1	PULLEY, 5-1/2 OD (52" Decks Only)
0170	1739567	1	SPACER, Pulley, 46" Mower
0180	1926110	1	CAPSCREW, Hex Head, 7/16-14 x 2-3/4, G5
0190	1918199	2	LOCKWSHER, Spring, 7/16
0200	1735579	2	SPACER, Lower Drive (46" Decks Only)
0210	1736519BM	1	BRACKET, Belt, Cover, Rear
0220	1735752	1	COVER, Belt, R.H. (46" & 52" Decks)
0230	1931277	4	NUT, Whix Lock, 5/16-18
0240	1736518BM	1	BRACKET, Belt, Cover, Front
0250	7012542	2	PUSHNUT, 5/16
0260	1736366	1	ROD, Deflector
0270	1735447	1	DEFLECTOR, Discharge
0280	1736364	1	SPRING, Deflector, 2-5/32 Long (46" Decks Only)
0290	1737359BM	1	PLATE, Deflector, Close Off
0300	1736365A	1	HINGE, Deflector (46" Decks Only)
0300	1737418BM	1	HINGE, Deflector (52" Decks Only)
0310	1931333	2	BOLT, Carriage, 5/16-18 x 7/8, G5 (46" Decks Only)
0310	1931334	2	BOLT, Carriage, 5/16-18 x 7/8, G5 (52" Decks Only)
0320	1737279BM	1	BAFFLE
0330	1736898	1	WASHOUT PORT, Connector
0340	1735686	3	PULLEY, 4-5/8 OD (46" Decks Only)

Footnotes

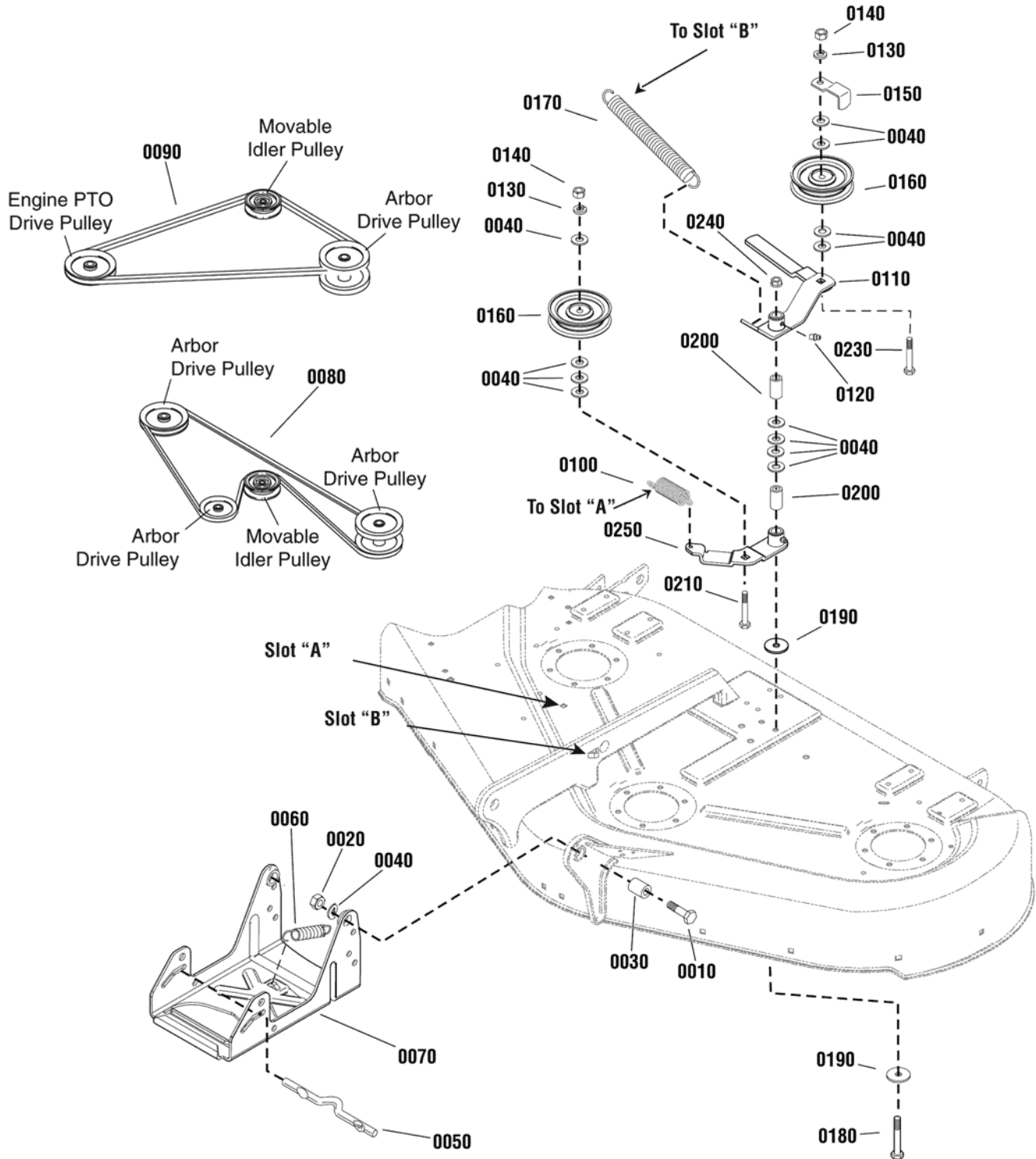
The above parts group applies to the following Mfg. Nos.:

1695551 - 46" Mower
 1695552 - 52" Mower
 2690814 - Broadmoor
 2690815 - Broadmoor

50" Mower Deck - Clutch & Support Group

2984271

NOTE: Unless noted otherwise,
use the standard hardware torque
specification chart.



The above parts group applies to the following Mfg. Nos.:

- 1695402 - 50" Mower
- 2690755 - Broadmoor
- 2690767 - Broadmoor

50" Mower Deck - Clutch & Support Group

REF NO	PART NO.	QTY.	DESCRIPTION
0090	1707740	1	V-BELT, Mower Drive
0080	1703836	1	V-BELT, Arbor Drive
0240	1960339	1	NUT, Hex, 3/8-16
0130	1916965	2	WASHER, Lock, 3/8
0150	1677135A	1	BELT STOP, Idler
0040	1924940	14	WASHER, 3/8
0160	1724387	2	PULLEY, Idler
0140	1916950	2	NUT, Hex Flange, 3/8-16, MAC Lock Large, Black
0170	1715435	1	SPRING
0200	1674669	2	SPACER, 25/64 x 5/8 x 1-1/8, Case Hardened
0120	2812808	1	GREASE FITTING
0110	1704658	1	LEVER ASSEMBLY, Idler
0230	1960315	1	CARRIAGE BOLT, 3/8-16 x 2
0250	1718561	1	LEVER ASSEMBLY, Idler Arm
0190	1924356	2	WASHER, 3/8, Black
0210	1931352	1	CARRIAGE BOLT, 3/8-16 x 1-1/2
0100	1656936	1	SPRING
0180	1923938	1	CAPSCREW, Hex Head, 3/8-16 x 3-1/2
0010	1921968	2	CAPSCREW, Hex Head, 3/8-16 x 1-3/8
0030	2157081	2	SPACER, 3/8 x 3/4 x 1/2
0020	2860681	2	NUT, Hex Toplock Spirallock Flange, 3/8-16
0060	2156302	1	SPRING
0070	1707432A	1	HITCH ASSEMBLY
0050	1715759	1	ROD, Latch

Footnotes

The above parts group applies to the following Mfg. Nos.:

1695402 - 50" Mower
2690755 - Broadmoor
2690767 - Broadmoor

50" Mower Deck - Height Adjustment & Roller Bar Group

REF NO	PART NO.	QTY.	DESCRIPTION
0010	1704074A	1	BAR, Roller 5/16
0020	1722995	1	ROD, Adjusting
0030	1931352	1	CARRIAGE BOLT, 3/8-16 x 1-1/2 G5
0040	2172622	1	BOLT, Shoulder, 3/8-16 G5
0050	1704116A	1	BRACKET, Height of Cut 16GA
0060	1922606	1	CAPSCREW, Hex Head 3/8-16 x 1-3/4 G8
0070	1924366	8	WASHER, 5/8
0080	1731383A	2	CHAIN, Link
0090	1719901	1	CRANK, Height Adjusting
0100	1720643A	1	INDICATOR, Height
0110	1714084	1	KNOB, Spinner
0120	1733522A	1	SHAFT ASSEMBLY, Rocker 50"
0130	1930644	2	NUT, Hex Flange 1/2-13 Two-Way Lock
0140	1931277	2	NUT, Hex Flange 5/16-18 Whiz Lock Small
0150	1915726	2	NUT, Hex 5/8-11
0160	1920161	2	NUT, Hex Jam 5/16-18
0170	1704082	1	NUT, Hex Adjusting
0180	2118053	1	PIN, Round Head Drilled 3/8 x 2
0190	1930591	2	SCREW, Hex Whiz Lock Flange 5/16-18 x 3/4
0200	1960093	1	NUT, Push Pal 3/8 Diameter Stud Capped
0210	1960520	2	NUT, Push for 5/8 Diameter Stud Capped
0220	1716155A	1	SHAFT & BAR ASSEMBLY, Roller
0230	1737124	2	ROD, Height Adjust, Chain, 2.55" (Short) Used on Conquest/Prestige
0230	7028728	2	ROD, Height Adjust, Chain, 3.68" (Long) Only Used on Broadmoor
0240	1731382	2	TRUNNION
0250	2816001	1	PIN, Spring
0260	1668513	8	ROLLER
0270	1722036	2	ROLLER, Rounded
0280	1664847	6	SCREW, Hex Washer Head Taptite 5/16-18 x 3/4
0290	2860681	3	NUT, Hex Toplock Spiral lock Flange 3/8-16
0300	1677507	1	SLIDE
0310	1706644	1	SPACER, 3/8 x 3/4 x 15/16
0320	1709195	3	SPACER
0330	1665374	3	STRAP, Roller
0340	1960074	3	CLIP, Hair Pin
0350	1733257	1	TRUNNION
0360	1706645A	1	TRUNNION
0370	1733258	1	TRUNNION
0380	1924940	3	WASHER, 3/8
0390	1704097	1	WASHER, Detent
0400	1924361	1	WASHER, 1/2
0410	1960170	1	WASHER, 1/2
0420	1716953	1	SPACER

Footnotes

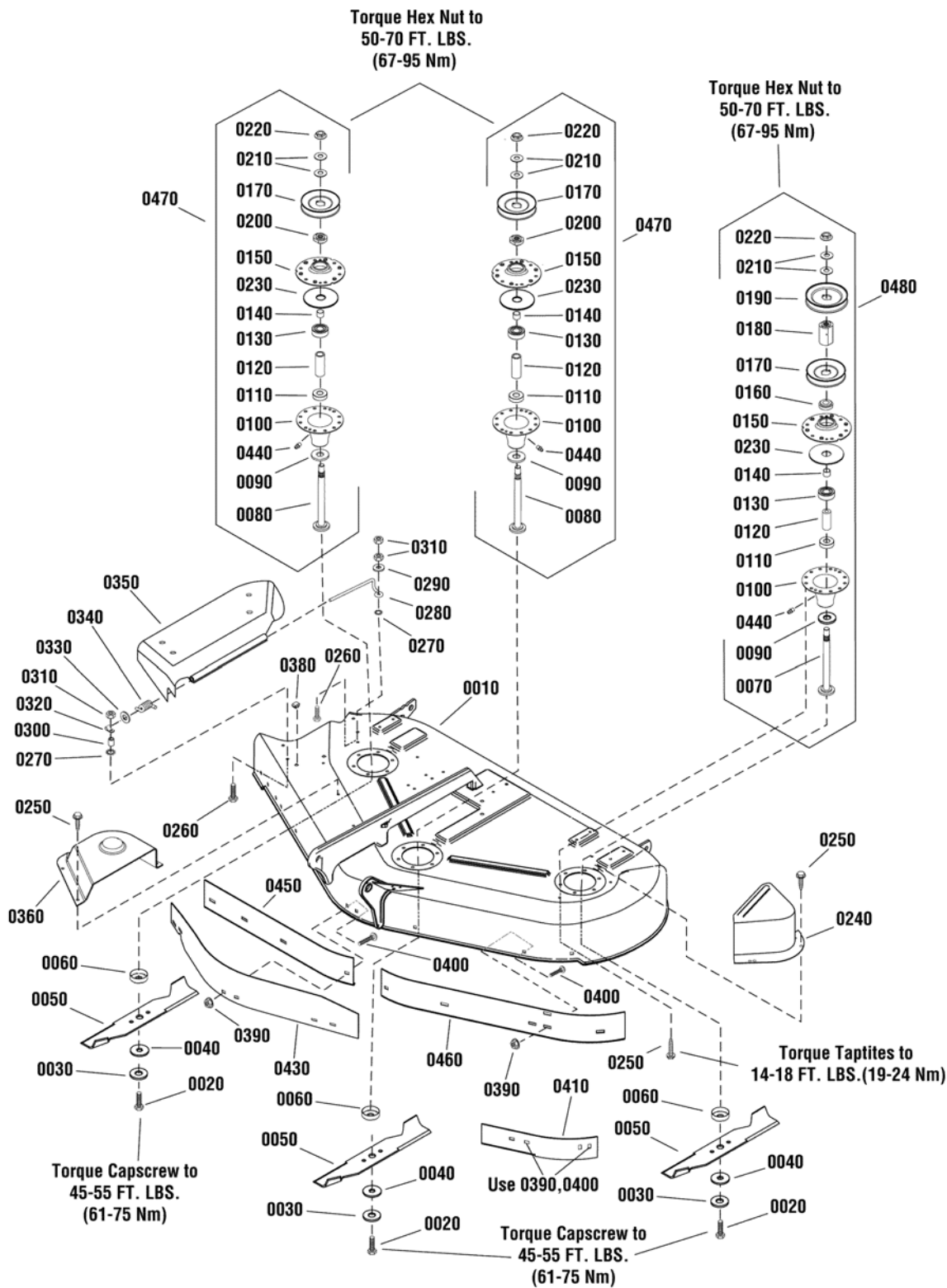
The above parts group applies to the following Mfg. Nos.:

1695402 - 50" Mower
2690755 - Broadmoor
2690767 - Broadmoor

50" Mower Deck - Housing, Arbors & Blades Group

2987911

NOTE: Unless noted otherwise, use the standard hardware torque specification chart.



The above parts group applies to the following Mfg. Nos.:

- 1695402 - 50" Mower
- 2690755 - Broadmoor
- 2690767 - Broadmoor

50" Mower Deck - Housing, Arbors & Blades Group

REF NO	PART NO.	QTY.	DESCRIPTION
0010	1734785c	1	HOUSING ASSEMBLY, 50" (Orange)
0010	1734785D		HOUSING ASSEMBLY, 50" (Red)
0020	2823471	3	CAPSCREW, Hex Head 7/16-14 x 1-1/4 G8
0030	1656916	3	WASHER, Spring
0040	1713089	3	WASHER, Hex, 11/16 x 2
0050	1726453	3	BLADE, Mower
0060	1713196	3	SHIELD, Grass Lower Arbor Heat Treat
0070	1713612	1	SHAFT, Arbor
0080	1713195	2	SHAFT, Arbor
0090	1713619	3	WASHER, Cup
0100	1713338A	3	HOUSING, Arbor Bottom w/Lube Fitting
0110	1705897	3	BEARING, Ball 11/16 x 1-9/16 x 15/32
0120	1732544	3	SPACER, 5/8
0130	2108202	3	BEARING, Ball
0140	1715724	3	SPACER, 21/32 x 3/4 x 5/8
0150	1655729A	3	HOUSING, Arbor Top
0160	1713533	1	HUB, 5/8 x 1 1/2
0170	1713098	3	PULLEY
0180	1713158	1	HUB, .65 x 1 1/2
0190	1732951	1	PULLEY, 4.6 OD
0200	1713197	2	HUB, Pulley, Center & R.H.
0210	1713675	6	WASHER, Bellville
0220	1714419	3	NUT, Hex Flange 9/16-18
0230	1707335	3	GASKET
0240	1720560A	1	COVER, Arbor
0250	1664847	27	SCREW, Hex Washer Head Taptite 5/16-18 x 3/4
0260	1931320	1	CARRIAGE BOLT, 1/4-20 x 1-1/2 G5
0270	1960518	2	NUT, Push for 1/4 Diameter Thread
0290	1960353	1	WASHER, 1/4
0280	1706709	1	ROD, Deflector
0300	1710703	1	SPACER
0310	1920397	3	NUT, Hex Lock ESNA Light 1/4-20
0320	1704873	1	CLAMP, Wire, 5/16 Diameter
0330	1919326	1	WASHER, 5/16
0340	7101082	1	SPRING, Torsion Chute
0350	1705449	1	DEFLECTOR
0360	1715673	1	COVER, Arbor
0380	1705115	1	PLUG, Button
0390	1927557	3	NUT, Hex Flange 5/16-18 Whiz Lock Large

Footnotes

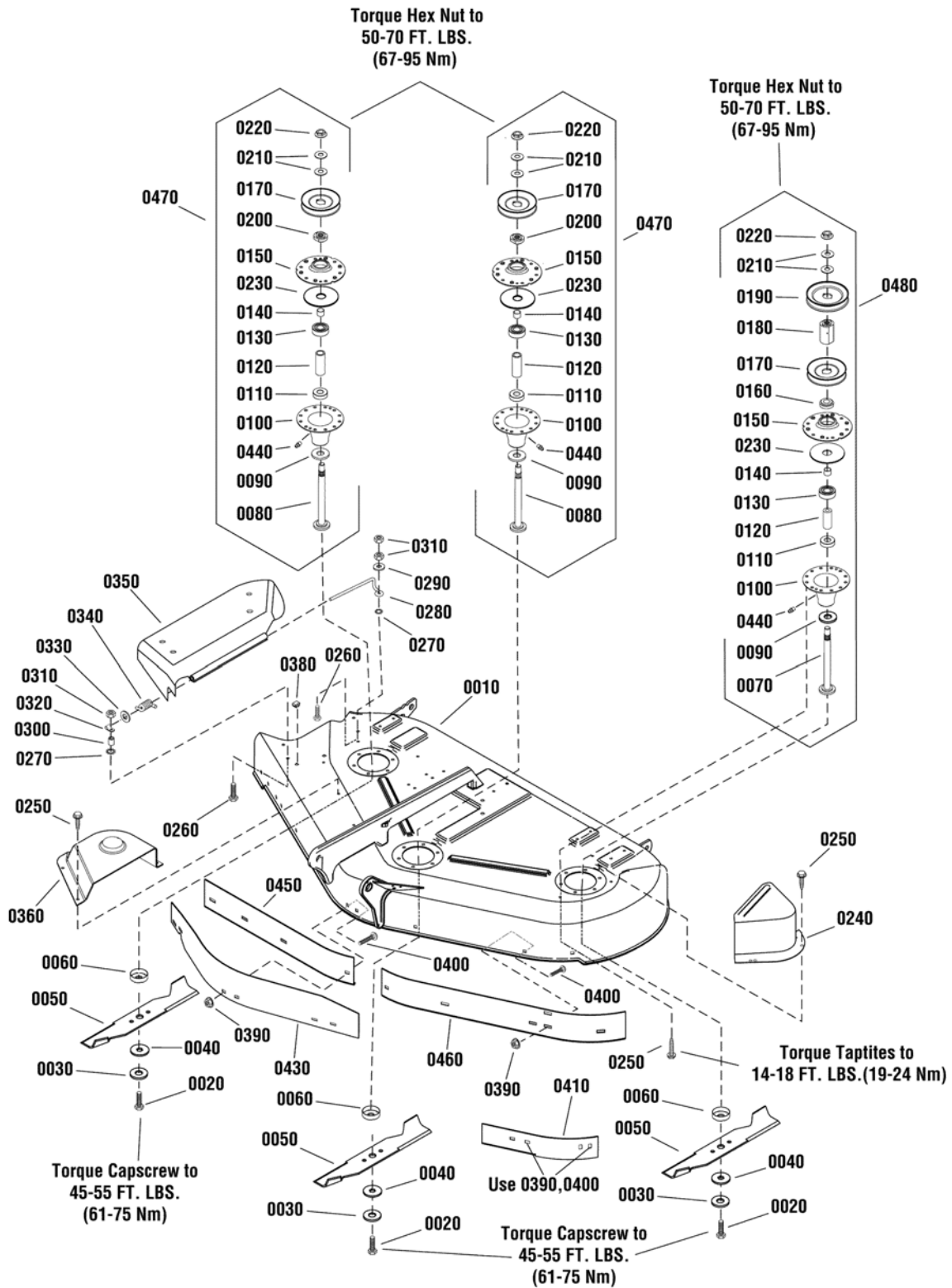
The above parts group applies to the following Mfg. Nos.:

1695402 - 50" Mower
2690755 - Broadmoor
2690767 - Broadmoor

50" Mower Deck - Housing, Arbors & Blades Group

2987911

NOTE: Unless noted otherwise, use the standard hardware torque specification chart.



The above parts group applies to the following Mfg. Nos.:

- 1695402 - 50" Mower
- 2690755 - Broadmoor
- 2690767 - Broadmoor

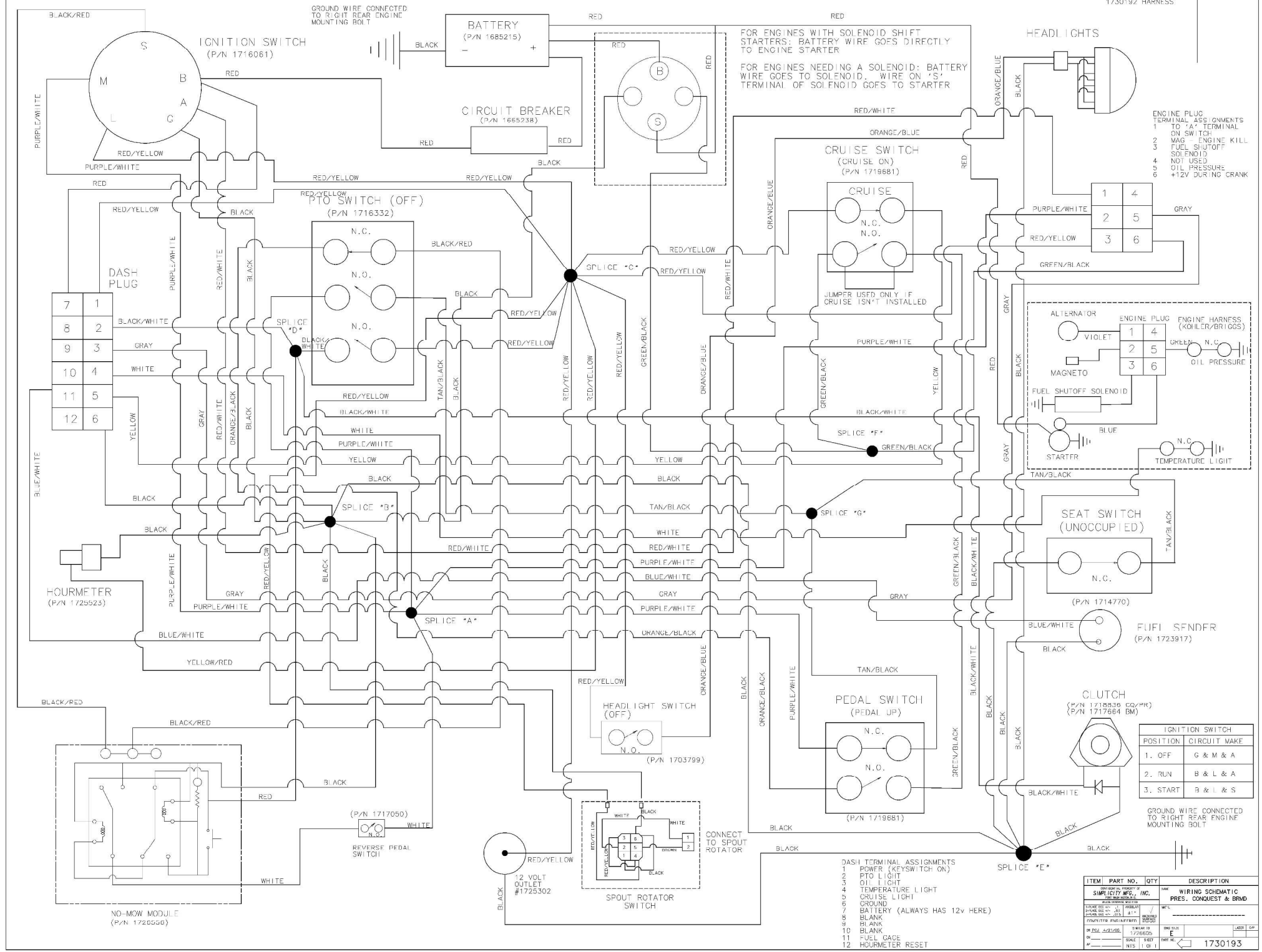
50" Mower Deck - Housing, Arbors & Blades Group

REF NO	PART NO.	QTY.	DESCRIPTION
0400	1921333	3	CAPSCREW, Hex Head 5/16-18 x 1 G5
0410	1724538A	1	BAFFLE, Short Blowout Domestic
0430	1734181A	1	BAFFLE, Front Domestic
0440	1704314	3	LUBE, Fitting, 1/4 Drive
0450	1735184A	1	BAFFLE, Blowout 50" RH (CE/Export)
0280	1931320	1	BOLT, Round Head, Square Neck 1/4 x 20
0460	1716870A	1	BAFFLE, Blowout 50" LH (CE/Export)
0470	1751282	2	ARBOR ASSEMBLY, Short
0480	1751283	1	ARBOR ASSEMBLY, LONG

Footnotes

The above parts group applies to the following Mfg. Nos.:

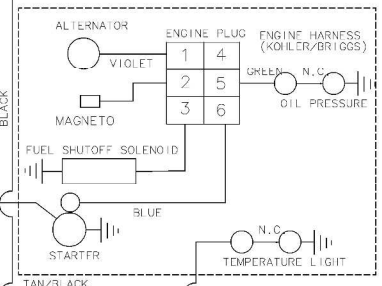
1695402 - 50" Mower
2690755 - Broadmoor
2690767 - Broadmoor



ENGINE PLUG TERMINAL ASSIGNMENTS TO 7-TERMINAL ON SWITCH

1	4
2	5
3	6

1 MAG. ENGINE KILL
 2 FUEL SHUT-OFF SOLENOID
 3 NOT USED
 4 OIL PRESSURE
 5 +12V DURING CRANK



IGNITION SWITCH	
POSITION	CIRCUIT MAKE
1. OFF	G & M & A
2. RUN	B & L & A
3. START	B & L & S

GROUND WIRE CONNECTED TO RIGHT REAR ENGINE MOUNTING BOLT

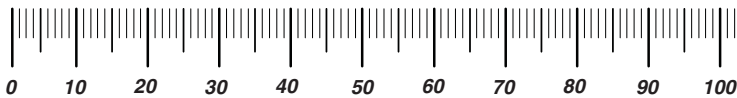
- DASH TERMINAL ASSIGNMENTS
- 1 POWER (KEYSWITCH ON)
 - 2 PTO LIGHT
 - 3 OIL LIGHT
 - 4 TEMPERATURE LIGHT
 - 5 CRUISE LIGHT
 - 6 GROUND
 - 7 BATTERY (ALWAYS HAS 12V HERE)
 - 8 BLANK
 - 9 BLANK
 - 10 BLANK
 - 11 FUEL GAGE
 - 12 HOURMETER RESET

ITEM	PART NO.	QTY	DESCRIPTION
PREPARED BY: PRES. CONQUEST & BRWD WIRING SCHEMATIC DATE: _____			
CHECKED BY: _____ DATE: _____			
DRAWN BY: _____ DATE: _____			
SCALE: _____ SHEET NO. _____ OF _____			
1730193			

Hardware Identification & Torque Specifications

Torque Specification Chart								
FOR STANDARD METRIC MACHINE HARDWARE (Tolerance ± 20%)								
Property Class	5.6 Class 5.6		8.8 Class 8.8		10.9 Class 10.9		12.9 Class 12.9	
	in/lbs ft/lbs	Nm.	in/lbs ft/lbs	Nm.	in/lbs ft/lbs	Nm.	in/lbs ft/lbs	Nm.
M3	5.88	.56	13.44	1.28	19.2	1.80	22.92	2.15
M4	13.44	1.28	30.72	2.90	43.44	4.10	52.56	4.95
M5	26.4	2.50	60.96	5.75	5.97	8.10	7.15	9.7
M6	44.64	4.3	7.3	9.9	10.3	14	12.1	16.5
M7	5.2	7.1	12.1	16.5	16.9	23	19.9	27
M8	7.7	10.5	17.7	24	25	34	29	40
M10	15	21	35	48	50	67	59	81
M12	26	36	61	83	86.2	117	103	140
M14	42	58	101	132	136	185	162	220
M16	64	88	147	200	210	285	250	340
M18	89	121	202	275	287	390	346	470
M20	126	171	290	390	405	550	486	660
M22	169	230	390	530	559	745	656	890
M24	217	295	497	375	708	960	840	1140
M27	320	435	733	995	1032	1400	1239	1680
M30	435	590	995	1350	1401	1900	1681	2280
M33	590	800	1349	1830	1902	2580	2278	3090
M36	759	1030	1740	2360	2441	3310	2935	3980
M39	988	1340	2249	3050	3163	4290	3798	5150

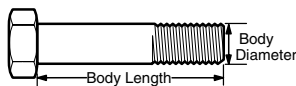
The guides and ruler furnished below are designed to help you select the appropriate hardware.



Nut, M8

Thread Diameter (mm)
Inside Diameter (in)
Threads per inch

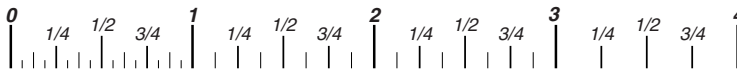
Nut, 1/2-16



Screw, M8- 1.25 x 25

Thread Diameter (mm)
Body Diameter
Distance between threads (mm)
Threads per inch
Body Length (mm)
Body Length (in)

Screw, 1/2- 16 x 2



Standard Hardware Sizing

When a washer or nut is identified as **1/2"** (M8), this is the *Nominal size*, meaning the *inside diameter* is 1/2 inch (8mm metric thread diameter); if a second number is present it represents the *threads per inch* (distance between threads).

When bolt or capscrew is identified as **1/2 - 16 x 2"** (M8 - 1.25 x 50), this means the *Nominal size*, or body diameter is 1/2 inch (8mm metric thread diameter), the second number, 16, represents the *threads per inch*, (*1.25 thread diameter*). The final number is the body length of the bolt or screw, 2 inches (50mm).

Torque Specification Chart						
FOR STANDARD MACHINE HARDWARE (Tolerance ± 20%)						
Hardware Grade	No Marks SAE Grade 2		SAE Grade 5		SAE Grade 8	
	in/lbs ft/lbs	Nm.	in/lbs ft/lbs	Nm.	in/lbs ft/lbs	Nm.
8-32	19	2.1	30	3.4	41	4.6
8-36	20	2.3	31	3.5	43	4.9
10-24	27	3.1	43	4.9	60	6.8
10-32	31	3.5	49	5.5	68	7.7
1/4-20	66	7.6	8	10.9	12	16.3
1/4-28	76	8.6	10	13.6	14	19.0
5/16-18	11	15.0	17	23.1	25	34.0
5/16-24	12	16.3	19	25.8	29	34.0
3/8-16	20	27.2	30	40.8	45	61.2
3/8-24	23	31.3	35	47.6	50	68.0
7/16-14	30	40.8	50	68.0	70	95.2
7/16-20	35	47.6	55	74.8	80	108.8
1/2-13	50	68.0	75	102.0	110	149.6
1/2-20	55	74.8	90	122.4	120	163.2
9/16-12	65	88.4	110	149.6	150	204.0
9/16-18	75	102.0	120	163.2	170	231.2
5/8-11	90	122.4	150	204.0	220	299.2
5/8-18	100	136	180	244.8	240	326.4
3/4-10	160	217.6	260	353.6	386	525.0
3/4-16	180	244.8	300	408.0	420	571.2
7/8-9	140	190.4	400	544.0	600	816.0
7/8-14	155	210.8	440	598.4	660	897.6
1-8	220	299.2	580	788.8	900	1,244.0
1-12	240	326.4	640	870.4	1,000	1,360.0

NOTES

- These torque values are to be used for all hardware excluding: locknuts, self-tapping screws, thread forming screws, sheet metal screws and socket head setscrews.
- Recommended seating torque values for locknuts:
 - for prevailing torque locknuts - use 65% of grade 5 torques.
 - for flange whizlock nuts and screws - use 135% of grade 5 torques.
- Unless otherwise noted on assembly drawings, all torque values must meet this specification.

Common Hardware Types

Hex Head Capscrew



Washer



Lockwasher

Carriage Bolt



Hex Nut

Wrench & Fastener Size Guide

1/4" Bolt or Nut Wrench—7/16"	5/16" Bolt or Nut Wrench—1/2"	3/8" Bolt or Nut Wrench—9/16"	7/16" Bolt or Nut Wrench (Bolt)—5/8" Wrench (Nut)—11/16"	1/2" Bolt or Nut Wrench—3/4"
M6 Bolt or Nut Wrench—10mm	M8 Bolt or Nut Wrench—13mm	M10 Bolt or Nut Wrench—17mm	M12 Bolt or Nut Wrench—19mm	M14 Bolt or Nut Wrench—22mm

**IT IS THE POLICY OF BRIGGS & STRATTON CORP. TO IMPROVE ITS PRODUCTS
WHENEVER IT IS POSSIBLE AND PRACTICAL TO DO SO. WE RESERVE THE RIGHT TO
MAKE CHANGES OR ADD IMPROVEMENTS AT ANY TIME WITHOUT INCURRING ANY
OBLIGATION TO MAKE SUCH CHANGES ON PRODUCTS.**

Briggs & Stratton Yard Power Products Group

3515 N. 124 Street / PO Box 702
Wauwatosa, WI 53222 USA

www.simplicitymfg.com

© Copyright 2011 by Briggs & Stratton Corporation
Milwaukee, WI, USA. All rights reserved